

Features

- Six Matched Diodes on a Common Substrate
- Excellent Reverse Recovery Time 1ns (Typ)
- V_F Match 5mV (Max)
- Low Capacitance $C_D = 0.65\text{pF}$ (Typ) at $V_R = -2\text{V}$

Applications

- Ultra-Fast Low Capacitance Matched Diodes for Applications in Communications and Switching Systems
- Balanced Modulators or Demodulators
- Ring Modulators
- High Speed Diode Gates
- Analog Switches

Description

The CA3039 consists of six ultra-fast, low capacitance diodes on a common monolithic substrate. Integrated circuit construction assures excellent static and dynamic matching of the diodes, making the array extremely useful for a wide variety of applications in communication and switching systems.

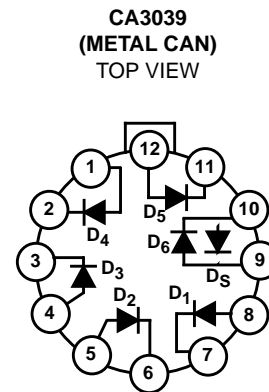
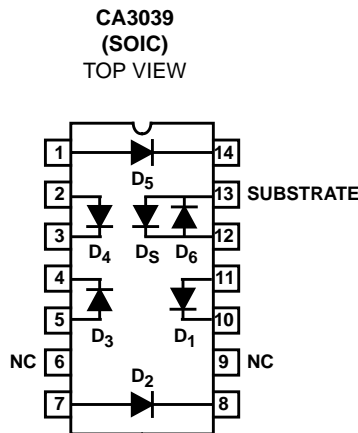
Five of the diodes are independently accessible, the sixth shares a common terminal with the substrate.

For applications such as balanced modulators or ring modulators where capacitive balance is important, the substrate should be returned to a DC potential which is significantly more negative (with respect to the active diodes) than the peak signal applied.

Ordering Information

PART NUMBER	TEMP. RANGE (°C)	PACKAGE	PKG. NO.
CA3039	-55 to 125	12 Pin Metal Can	T12.B
CA3039M	-55 to 125	14 Ld SOIC	M14.15
CA3039M96	-55 to 125	14 Ld SOIC Tape and Reel	M14.15

Pinouts



Typical Performance Curves

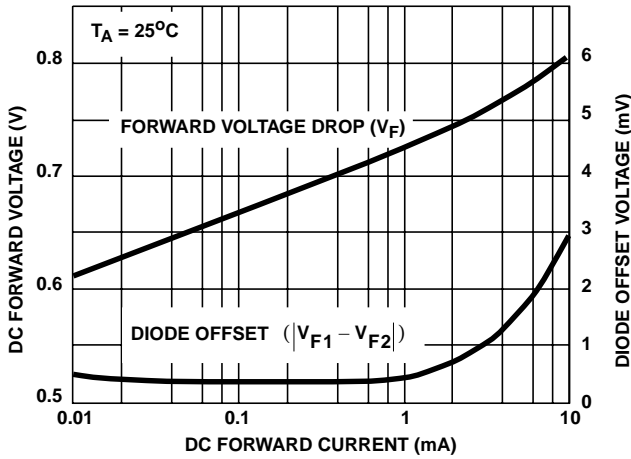


FIGURE 1. DC FORWARD VOLTAGE DROP (ANY DIODE) AND DIODE OFFSET VOLTAGE vs DC FORWARD CURRENT

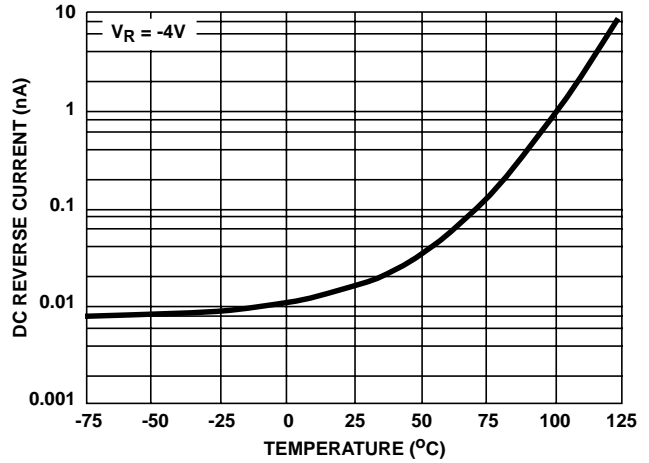


FIGURE 2. DC REVERSE (LEAKAGE) CURRENT (D₁ - D₅) vs TEMPERATURE

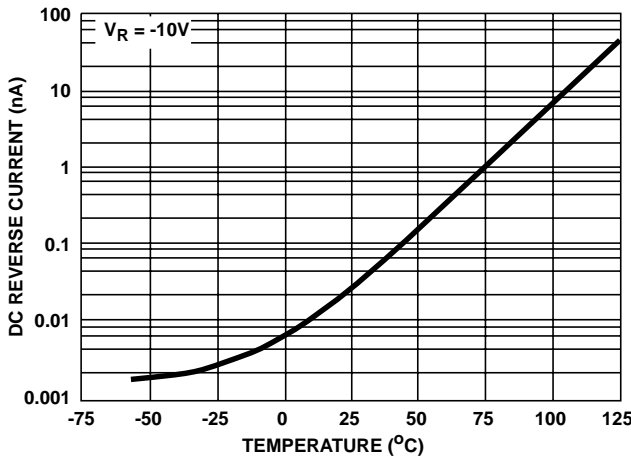


FIGURE 3. DC REVERSE (LEAKAGE) CURRENT BETWEEN D₁, D₂, D₃, D₄, D₅ AND SUBSTRATE vs TEMPERATURE

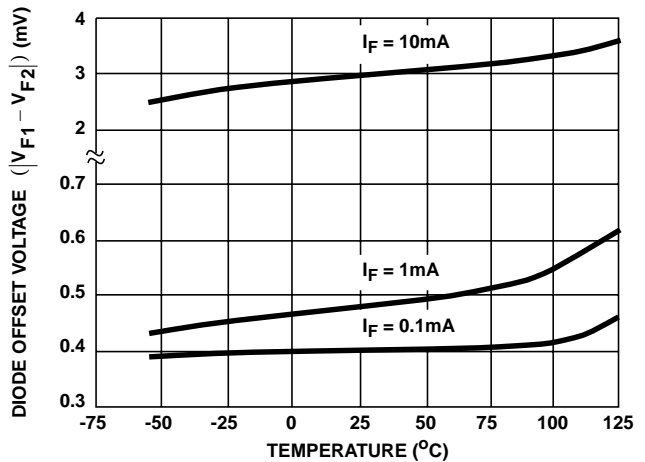


FIGURE 4. DIODE OFFSET VOLTAGE (ANY DIODE) vs TEMPERATURE

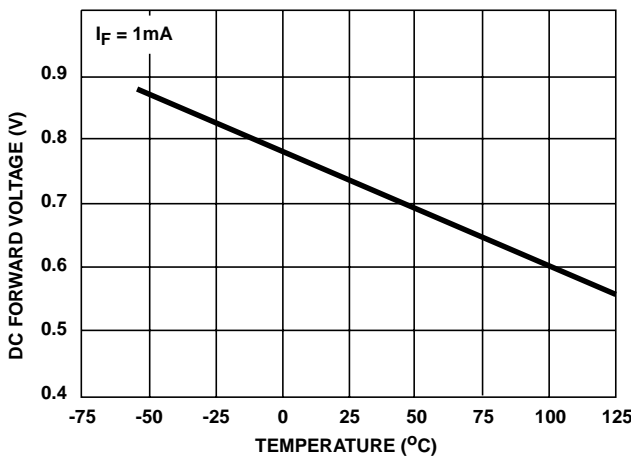


FIGURE 5. DC FORWARD VOLTAGE DROP (ANY DIODE) vs TEMPERATURE

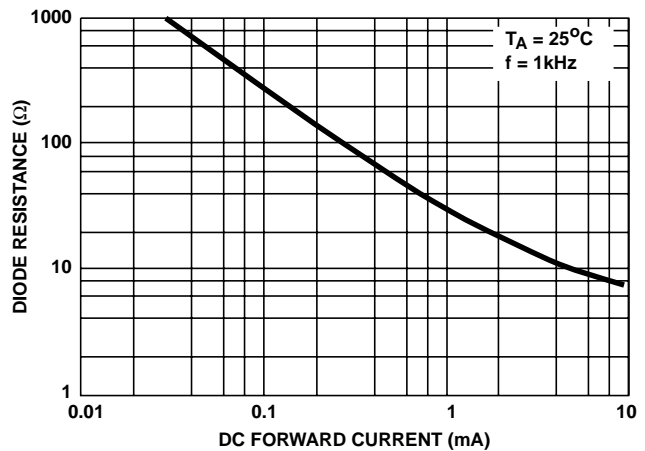


FIGURE 6. DIODE RESISTANCE (ANY DIODE) vs DC FORWARD CURRENT

Typical Performance Curves (Continued)

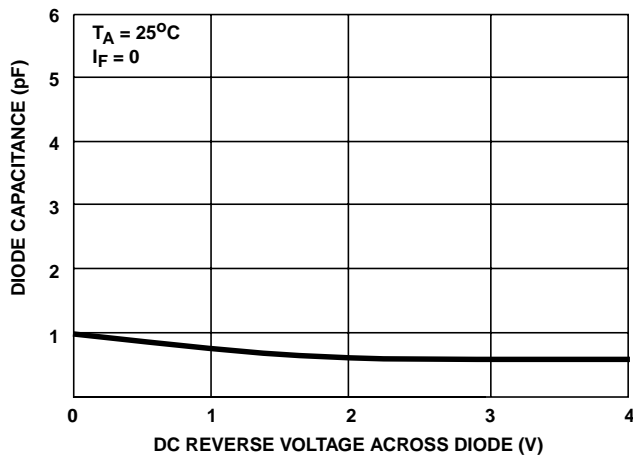


FIGURE 7. DIODE CAPACITANCE (D₁ - D₅) vs REVERSE VOLTAGE

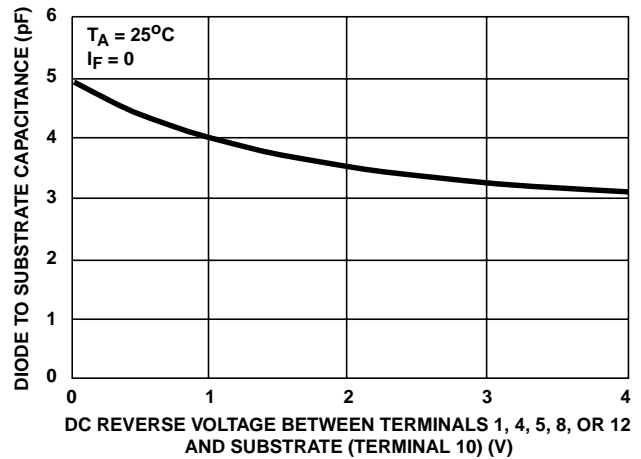


FIGURE 8. DIODE-TO-SUBSTRATE CAPACITANCE vs REVERSE VOLTAGE

All Intersil semiconductor products are manufactured, assembled and tested under **ISO9000** quality systems certification.

Intersil semiconductor products are sold by description only. Intersil Corporation reserves the right to make changes in circuit design and/or specifications at any time without notice. Accordingly, the reader is cautioned to verify that data sheets are current before placing orders. Information furnished by Intersil is believed to be accurate and reliable. However, no responsibility is assumed by Intersil or its subsidiaries for its use; nor for any infringements of patents or other rights of third parties which may result from its use. No license is granted by implication or otherwise under any patent or patent rights of Intersil or its subsidiaries.

For information regarding Intersil Corporation and its products, see web site www.intersil.com

Sales Office Headquarters

NORTH AMERICA

Intersil Corporation
 P. O. Box 883, Mail Stop 53-204
 Melbourne, FL 32902
 TEL: (321) 724-7000
 FAX: (321) 724-7240

EUROPE

Intersil SA
 Mercure Center
 100, Rue de la Fusee
 1130 Brussels, Belgium
 TEL: (32) 2.724.2111
 FAX: (32) 2.724.22.05

ASIA

Intersil (Taiwan) Ltd.
 7F-6, No. 101 Fu Hsing North Road
 Taipei, Taiwan
 Republic of China
 TEL: (886) 2 2716 9310
 FAX: (886) 2 2715 3029

This datasheet has been downloaded from:

www.DatasheetCatalog.com

Datasheets for electronic components.



LittleDiode supplies new, hard to find or obsolete electronic components and semiconductors all over the world.

With over two million different components listed you are sure to find the part you need.

Feel free to visit us today at our online store:

LittleDiode.com

Looking forward to providing you with the best possible service.