

DS8870 Hex LED Digit Driver

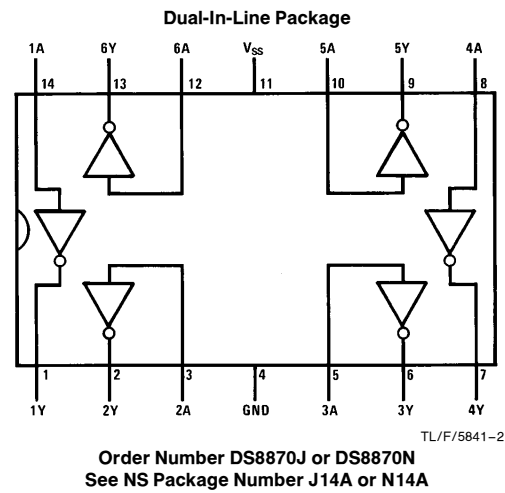
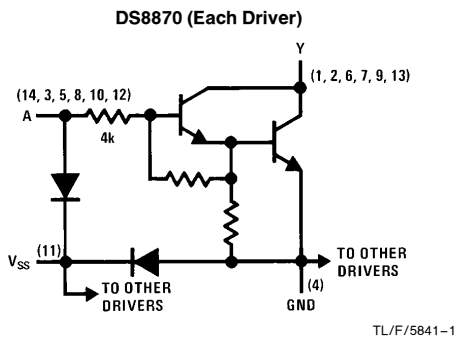
General Description

The DS8870 is an interface circuit designed to be used in conjunction with MOS integrated circuits and common-cathode LED's in serially addressed multi-digit displays. The number of drivers required for this time-multiplexed system is minimized as a result of the segment-address-and-digit-scan method of LED drive.

Features

- Sink capability per driver—350 mA
- MOS compatibility (low input current)
- Low standby power
- High-gain Darlington circuits

Schematic and Connection Diagrams



Absolute Maximum Ratings (Note 1)

If Military/Aerospace specified devices are required, please contact the National Semiconductor Sales Office/Distributors for availability and specifications.

Input Voltage Range (Note 4)	-5V to V_{SS}
Collector Output Voltage	10V
Collector Output to Input Voltage	10V
Voltage at V_{SS} Terminal with Respect to Any Other Device Terminal	10V
Collector Output Current	
Each Collector Output	350 mA
All Collector Outputs	600 mA

Continuous Total Dissipation	800 mW
Operating Temperature Range	0° to +70°C
Storage Temperature	-65°C to +150°C
Maximum Power Dissipation* at 25°C	
Cavity Package	1308 mW
Molded Package	1207 mW
Lead Temperature (Soldering, 4 seconds)	260°C

*Derate cavity package 8.72 mW/°C above 25°C; derate molded package 9.66 mW/°C above 25°C.

Electrical Characteristics $V_{SS} = 10V$ (Notes 2 and 3)

Symbol	Parameter	Conditions	Min	Typ	Max	Units
V_{OL}	Low Level Output Voltage	Input = 6.5V through $k\Omega$, $I_{OUT} = 350$ mA, $T_A = 25^\circ\text{C}$		1.2	1.4	V
V_{OL}	Low Level Output Voltage	Input = 6.5V through 1 $k\Omega$, $I_{OUT} = 350$ mA			1.6	V
I_{OH}	High Level Output Current	$V_{OH} = 10V$, $I_{IN} = 40$ μA			200	μA
I_{OH}	High Level Output Current	$V_{OH} = 10V$, $V_{IN} = 0.5V$			200	μA
I_I	Input Current at Maximum Input Voltage	$V_{IN} = 10V$, $I_{OL} = 20$ μA		2.2	3.3	mA
I_{SS}	Current into V_{SS} Terminal				1	mA

Switching Characteristics $V_{SS} = 7.5V$, $T_A = 25^\circ\text{C}$

Symbol	Parameter	Conditions	Min	Typ	Max	Units
t_{PLH}	Propagation Delay Time, Low-to-High Level Output	$V_{IH} = 7.5V$, $R_L = 39\Omega$, $C_L = 15$ pF		300		ns
t_{PHL}	Propagation Delay Time, High-to-Low Level Output	$V_{IH} = 7.5V$, $R_L = 39\Omega$, $C_L = 15$ pF		30		ns

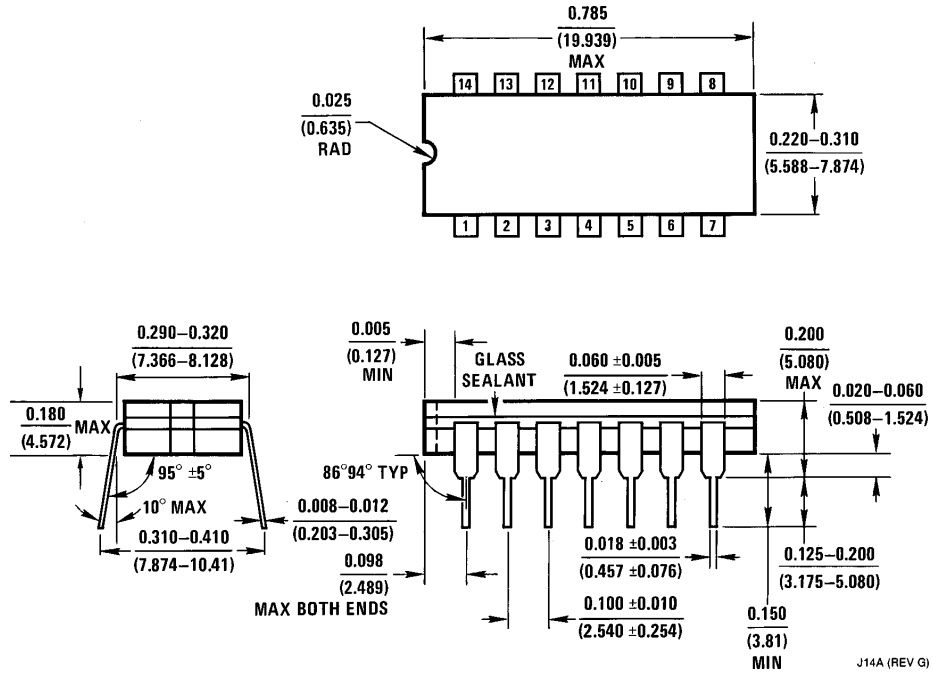
Note 1: "Absolute Maximum Ratings" are those values beyond which the safety of the device cannot be guaranteed. Except for "Operating Temperature Range" they are not meant to imply that the devices should be operated at these limits. The table of "Electrical Characteristics" provides conditions for actual device operation.

Note 2: Unless otherwise specified min/max limits apply across the 0°C to +70°C temperature range.

Note 3: All currents into device pins shown as positive, out of device pins as negative, all voltages referenced to ground unless otherwise noted. All values shown as max or min on absolute value basis.

Note 4: The input is the only device terminal which may be negative with respect to ground.

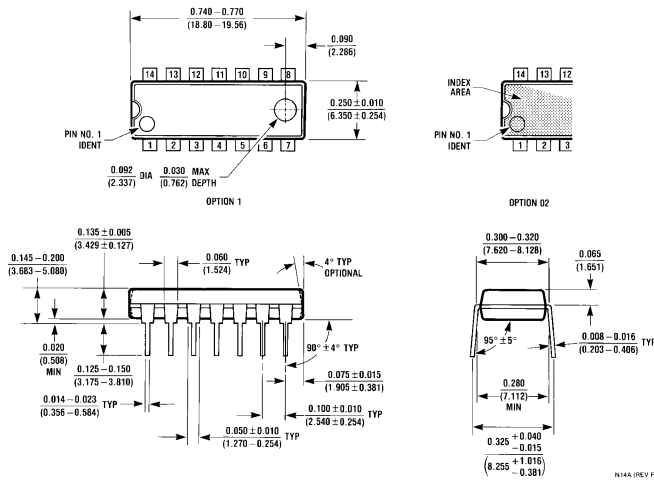
Physical Dimensions inches (millimeters)



Ceramic Dual-In-Line Package (J)
Order Number DS8870J
NS Package Number J14A

J14A (REV G)

Physical Dimensions inches (millimeters) (Continued)



**Molded Dual-In-Line Package (N)
Order Number DS8870N
NS Package Number N14A**

LIFE SUPPORT POLICY

NATIONAL'S PRODUCTS ARE NOT AUTHORIZED FOR USE AS CRITICAL COMPONENTS IN LIFE SUPPORT DEVICES OR SYSTEMS WITHOUT THE EXPRESS WRITTEN APPROVAL OF THE PRESIDENT OF NATIONAL SEMICONDUCTOR CORPORATION. As used herein:

1. Life support devices or systems are devices or systems which, (a) are intended for surgical implant into the body, or (b) support or sustain life, and whose failure to perform, when properly used in accordance with instructions for use provided in the labeling, can be reasonably expected to result in a significant injury to the user.
2. A critical component is any component of a life support device or system whose failure to perform can be reasonably expected to cause the failure of the life support device or system, or to affect its safety or effectiveness.



National Semiconductor Corporation
1111 West Bardin Road
Arlington, TX 76017
Tel: 1(800) 272-9959
Fax: 1(800) 737-7018

National Semiconductor Europe
Fax: (+49) 0-180-530 85 86
Email: cnjwge@tevm2.nsc.com
Deutsch Tel: (+49) 0-180-530 85 85
English Tel: (+49) 0-180-532 78 32
Français Tel: (+49) 0-180-532 93 58
Italiano Tel: (+49) 0-180-534 16 80

National Semiconductor Hong Kong Ltd.
19th Floor, Straight Block,
Ocean Centre, 5 Canton Rd.
Tsimshatsui, Kowloon
Hong Kong
Tel: (852) 2737-1600
Fax: (852) 2736-9960

National Semiconductor Japan Ltd.
Tel: 81-043-299-2309
Fax: 81-043-299-2408

National does not assume any responsibility for use of any circuitry described, no circuit patent licenses are implied and National reserves the right at any time without notice to change said circuitry and specifications.

National Semiconductor was acquired by Texas Instruments.

http://www.ti.com/corp/docs/investor_relations/pr_09_23_2011_national_semiconductor.html

This file is the datasheet for the following electronic components:

DS8870 - <http://www.ti.com/product/ds8870?HQS=TI-null-null-dscatalog-df-pf-null-ww>



LittleDiode supplies new, hard to find or obsolete electronic components and semiconductors all over the world.

With over two million different components listed you are sure to find the part you need.

Feel free to visit us today at our online store:

LittleDiode.com

Looking forward to providing you with the best possible service.