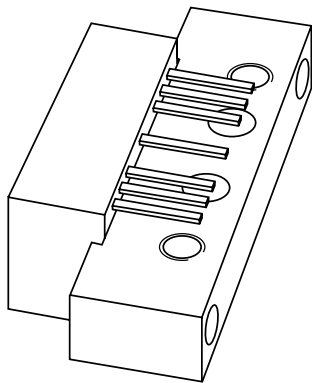


# DATA SHEET



## **BGD508** CATV amplifier module

Product specification  
Supersedes data of 1995 Nov 14  
File under Discrete Semiconductors, SC16

1998 Mar 16

# CATV amplifier module

# BGD508

## FEATURES

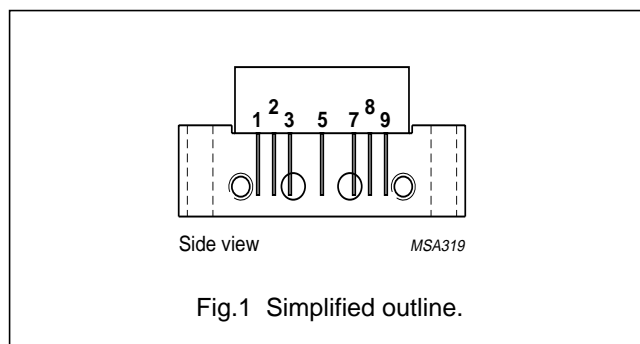
- Excellent linearity
- Extremely low noise
- Silicon nitride passivation
- Rugged construction
- Gold metallization ensures excellent reliability.

## DESCRIPTION

Hybrid amplifier module for CATV systems in a SOT115J package operating over a frequency range of 40 to 550 MHz at a voltage supply of 24 V (DC).

## PINNING - SOT115J

PIN	DESCRIPTION
1	input
2	common
3	common
5	+V <sub>B</sub>
7	common
8	common
9	output



## QUICK REFERENCE DATA

SYMBOL	PARAMETER	CONDITIONS	MIN.	MAX.	UNIT
G <sub>p</sub>	power gain	f = 50 MHz	35	37	dB
		f = 550 MHz	36.5	–	dB
I <sub>tot</sub>	total current consumption (DC)	V <sub>B</sub> = 24 V	–	625	mA

## LIMITING VALUES

In accordance with the Absolute Maximum Rating System (IEC 134).

SYMBOL	PARAMETER	MIN.	MAX.	UNIT
V <sub>i</sub>	RF input voltage	–	55	dBmV
T <sub>stg</sub>	storage temperature	–40	+100	°C
T <sub>mb</sub>	operating mounting base temperature	–20	+100	°C

## CATV amplifier module

## BGD508

**CHARACTERISTICS**Bandwidth 40 to 550 MHz;  $V_B = 24$  V;  $T_{mb} = 35$  °C;  $Z_S = Z_L = 75$   $\Omega$ .

SYMBOL	PARAMETER	CONDITIONS	MIN.	MAX.	UNIT
$G_p$	power gain	$f = 50$ MHz	35	37	dB
		$f = 550$ MHz	36.5	–	dB
SL	slope cable equivalent	$f = 40$ to 550 MHz	0.2	2.2	dB
FL	flatness of frequency response	$f = 40$ to 550 MHz	–	$\pm 0.4$	dB
$S_{11}$	input return losses	$f = 40$ to 80 MHz	20	–	dB
		$f = 80$ to 160 MHz	19	–	dB
		$f = 160$ to 550 MHz	18	–	dB
$S_{22}$	output return losses	$f = 40$ to 80 MHz	20	–	dB
		$f = 80$ to 160 MHz	19	–	dB
		$f = 160$ to 550 MHz	18	–	dB
$S_{21}$	phase response	$f = 50$ MHz	–45	+45	deg
CTB	composite triple beat	77 channels flat; $V_o = 44$ dBmV; measured at 547.25 MHz	–	–62	dB
$X_{mod}$	cross modulation	77 channels flat; $V_o = 44$ dBmV; measured at 55.25 MHz	–	–65	dB
CSO	composite second order distortion	77 channels flat; $V_o = 44$ dBmV; measured at 548.5 MHz	–	–60	dB
$d_2$	second order distortion	note 1	–	–70	dB
$V_o$	output voltage	$d_{im} = -60$ dB; note 2	63	–	dBmV
F	noise figure	$f = 550$ MHz	–	7.5	dB
$I_{tot}$	total current consumption (DC)	note 3	–	625	mA

**Notes**

- $f_p = 55.25$  MHz;  $V_p = 46$  dBmV;  
 $f_q = 393.25$  MHz;  $V_q = 46$  dBmV;  
measured at  $f_p + f_q = 548.5$  MHz.
- Measured according to DIN45004B:  
 $f_p = 440.25$  MHz;  $V_p = V_o$ ;  
 $f_q = 447.25$  MHz;  $V_q = V_o - 6$  dB;  
 $f_r = 449.25$  MHz;  $V_r = V_o - 6$  dB;  
measured at  $f_p + f_q - f_r = 438.25$  MHz.
- The module normally operates at  $V_B = 24$  V, but is able to withstand supply transients up to 30 V.

## CATV amplifier module

## BGD508

**CHARACTERISTICS**Bandwidth 40 to 450 MHz;  $V_B = 24$  V;  $T_{mb} = 35$  °C;  $Z_S = Z_L = 75$   $\Omega$ .

SYMBOL	PARAMETER	CONDITIONS	MIN.	MAX.	UNIT
$G_p$	power gain	$f = 50$ MHz	35	37	dB
		$f = 450$ MHz	36.5	–	dB
SL	slope cable equivalent	$f = 40$ to 450 MHz	0.2	2.2	dB
FL	flatness of frequency response	$f = 40$ to 450 MHz	–	$\pm 0.4$	dB
$S_{11}$	input return losses	$f = 40$ to 80 MHz	20	–	dB
		$f = 80$ to 160 MHz	19	–	dB
		$f = 160$ to 450 MHz	18	–	dB
$S_{22}$	output return losses	$f = 40$ to 80 MHz	20	–	dB
		$f = 80$ to 160 MHz	19	–	dB
		$f = 160$ to 450 MHz	18	–	dB
$S_{21}$	phase response	$f = 50$ MHz	–45	+45	deg
CTB	composite triple beat	60 channels flat; $V_o = 46$ dBmV; measured at 445.25 MHz	–	–64	dB
$X_{mod}$	cross modulation	60 channels flat; $V_o = 46$ dBmV; measured at 55.25 MHz	–	–65	dB
CSO	composite second order distortion	60 channels flat; $V_o = 46$ dBmV measured at 446.5 MHz	–	–62	dB
$d_2$	second order distortion	note 1	–	–73	dB
$V_o$	output voltage	$d_{im} = -60$ dB; note 2	67	–	dBmV
F	noise figure	$f = 450$ MHz	–	7	dB
$I_{tot}$	total current consumption (DC)	note 3	–	625	mA

**Notes**

- $f_p = 55.25$  MHz;  $V_p = 46$  dBmV;  
 $f_q = 391.25$  MHz;  $V_q = 46$  dBmV;  
measured at  $f_p + f_q = 446.5$  MHz.
- Measured according to DIN45004B:  
 $f_p = 440.25$  MHz;  $V_p = V_o$ ;  
 $f_q = 447.25$  MHz;  $V_q = V_o - 6$  dB;  
 $f_r = 449.25$  MHz;  $V_r = V_o - 6$  dB;  
measured at  $f_p + f_q - f_r = 438.25$  MHz.
- The module normally operates at  $V_B = 24$  V, but is able to withstand supply transients up to 30 V.

---

**CATV amplifier module****BGD508**

---

**HANDLING**

As the BGD508 is a high gain amplifier with doubled output power and 15 W dissipation, it is necessary to ground the heatsink when the power supply is switched on or off.

**Switching on**

1. Ensure the 24 V (DC) supply is disconnected from the printed-circuit board or test jig.
2. Ground the heatsink and the common pins (pins 2, 3, 7 and 8) of the module. Connect input and output pins (pins 1 and 9) to a 75  $\Omega$  source and load.
3. Connect the 24 V (DC) to the module.

Permanent damage to the amplifier can be caused by switching on the supply voltage when the heatsink is not fully grounded.

**Switching off**

1. Disconnect the 24 V (DC) supply from the printed-circuit board or test jig.
2. Disconnect the module.

Permanent damage to the amplifier can be caused by disconnecting ground from the heatsink and common pins before the module supply voltage is switched off.

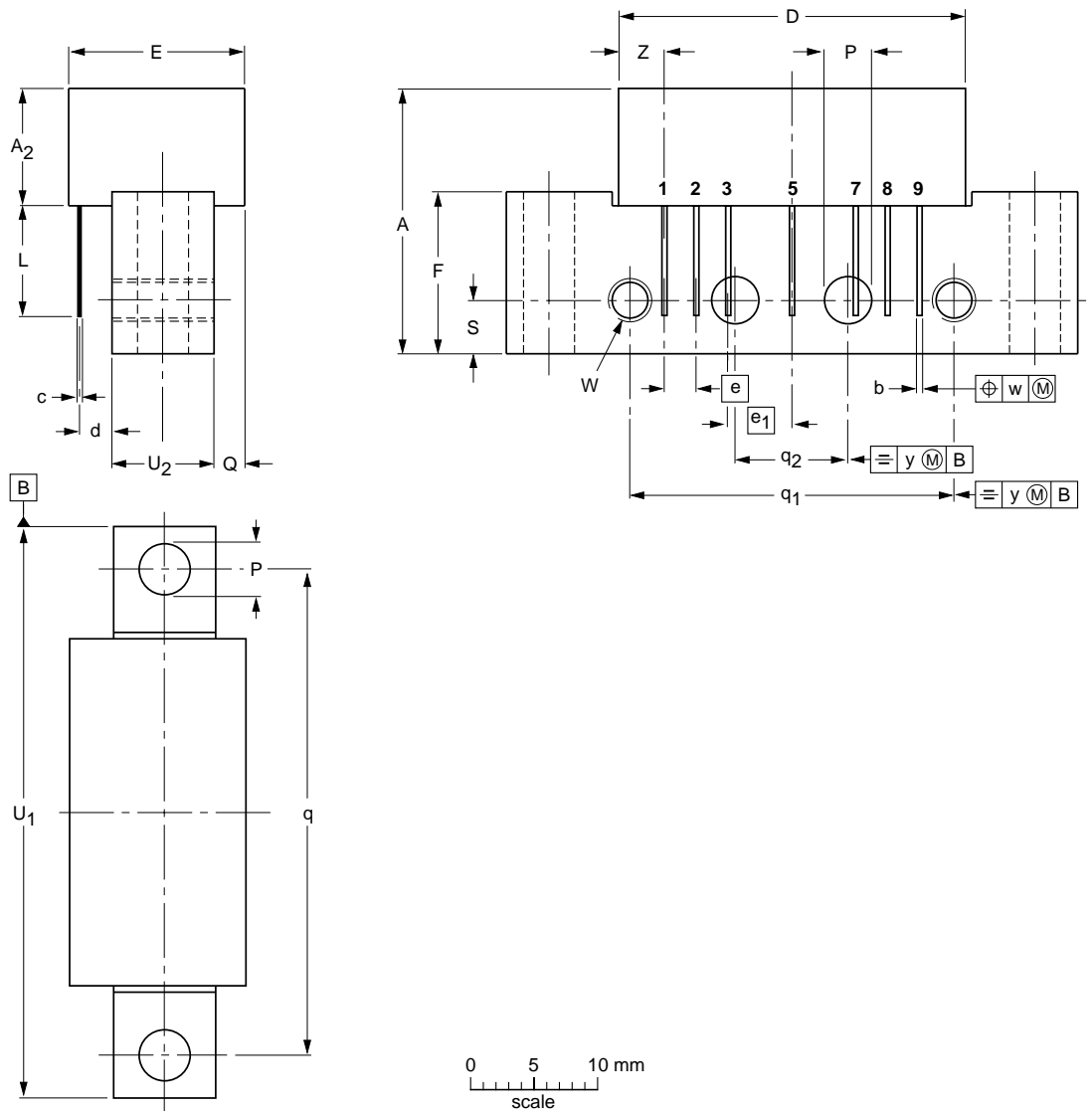
CATV amplifier module

BGD508

PACKAGE OUTLINE

Rectangular single-ended package; aluminium flange; 2 vertical mounting holes; 2 x 6-32 UNC and 2 extra horizontal mounting holes; 7 gold-plated in-line leads

SOT115J



DIMENSIONS (mm are the original dimensions)

UNIT	A max.	A <sub>2</sub> max.	b	c	D max.	d max.	E max.	e	e <sub>1</sub>	F	L min.	∅ P	Q max.	q	q <sub>1</sub>	q <sub>2</sub>	S	U <sub>1</sub> max.	U <sub>2</sub>	W	w	y	Z max.
mm	20.8	9.1	0.51 0.38	0.25	27.2	2.54	13.75	2.54	5.08	12.7	8.8	4.15 3.85	2.4	38.1	25.4	10.2	4.2	44.75	8	6-32 UNC	0.25	0.1	3.8

OUTLINE VERSION	REFERENCES				EUROPEAN PROJECTION	ISSUE DATE
	IEC	JEDEC	EIAJ			
SOT115J						97-04-10

## CATV amplifier module

BGD508

**DEFINITIONS**

<b>Data Sheet Status</b>	
Objective specification	This data sheet contains target or goal specifications for product development.
Preliminary specification	This data sheet contains preliminary data; supplementary data may be published later.
Product specification	This data sheet contains final product specifications.
<b>Limiting values</b>	
Limiting values given are in accordance with the Absolute Maximum Rating System (IEC 134). Stress above one or more of the limiting values may cause permanent damage to the device. These are stress ratings only and operation of the device at these or at any other conditions above those given in the Characteristics sections of the specification is not implied. Exposure to limiting values for extended periods may affect device reliability.	
<b>Application information</b>	
Where application information is given, it is advisory and does not form part of the specification.	

**LIFE SUPPORT APPLICATIONS**

These products are not designed for use in life support appliances, devices, or systems where malfunction of these products can reasonably be expected to result in personal injury. Philips customers using or selling these products for use in such applications do so at their own risk and agree to fully indemnify Philips for any damages resulting from such improper use or sale.

# Philips Semiconductors – a worldwide company

**Argentina:** see South America

**Australia:** 34 Waterloo Road, NORTH RYDE, NSW 2113,  
Tel. +61 2 9805 4455, Fax. +61 2 9805 4466

**Austria:** Computerstr. 6, A-1101 WIEN, P.O. Box 213, Tel. +43 160 1010,  
Fax. +43 160 101 1210

**Belarus:** Hotel Minsk Business Center, Bld. 3, r. 1211, Volodarski Str. 6,  
220050 MINSK, Tel. +375 172 200 733, Fax. +375 172 200 773

**Belgium:** see The Netherlands

**Brazil:** see South America

**Bulgaria:** Philips Bulgaria Ltd., Energoproject, 15th floor,  
51 James Bourchier Blvd., 1407 SOFIA,  
Tel. +359 2 689 211, Fax. +359 2 689 102

**Canada:** PHILIPS SEMICONDUCTORS/COMPONENTS,  
Tel. +1 800 234 7381

**China/Hong Kong:** 501 Hong Kong Industrial Technology Centre,  
72 Tat Chee Avenue, Kowloon Tong, HONG KONG,  
Tel. +852 2319 7888, Fax. +852 2319 7700

**Colombia:** see South America

**Czech Republic:** see Austria

**Denmark:** Prags Boulevard 80, PB 1919, DK-2300 COPENHAGEN S,  
Tel. +45 32 88 2636, Fax. +45 31 57 0044

**Finland:** Sinikalliontie 3, FIN-02630 ESPOO,  
Tel. +358 9 615800, Fax. +358 9 61580920

**France:** 51 Rue Carnot, BP317, 92156 SURESNES Cedex,  
Tel. +33 1 40 99 6161, Fax. +33 1 40 99 6427

**Germany:** Hammerbrookstraße 69, D-20097 HAMBURG,  
Tel. +49 40 23 53 60, Fax. +49 40 23 536 300

**Greece:** No. 15, 25th March Street, GR 17778 TAVROS/ATHENS,  
Tel. +30 1 4894 339/239, Fax. +30 1 4814 240

**Hungary:** see Austria

**India:** Philips INDIA Ltd, Band Box Building, 2nd floor,  
254-D, Dr. Annie Besant Road, Worli, MUMBAI 400 025,  
Tel. +91 22 493 8541, Fax. +91 22 493 0966

**Indonesia:** see Singapore

**Ireland:** Newstead, Clonskeagh, DUBLIN 14,  
Tel. +353 1 7640 000, Fax. +353 1 7640 200

**Israel:** RAPAC Electronics, 7 Kehilat Saloniki St, PO Box 18053,  
TEL AVIV 61180, Tel. +972 3 645 0444, Fax. +972 3 649 1007

**Italy:** PHILIPS SEMICONDUCTORS, Piazza IV Novembre 3,  
20124 MILANO, Tel. +39 2 6752 2531, Fax. +39 2 6752 2557

**Japan:** Philips Bldg 13-37, Kohnan 2-chome, Minato-ku, TOKYO 108,  
Tel. +81 3 3740 5130, Fax. +81 3 3740 5077

**Korea:** Philips House, 260-199 Itaewon-dong, Yongsan-ku, SEOUL,  
Tel. +82 2 709 1412, Fax. +82 2 709 1415

**Malaysia:** No. 76 Jalan Universiti, 46200 PETALING JAYA, SELANGOR,  
Tel. +60 3 750 5214, Fax. +60 3 757 4880

**Mexico:** 5900 Gateway East, Suite 200, EL PASO, TEXAS 79905,  
Tel. +9-5 800 234 7381

**Middle East:** see Italy

**Netherlands:** Postbus 90050, 5600 PB EINDHOVEN, Bldg. VB,  
Tel. +31 40 27 82785, Fax. +31 40 27 88399

**New Zealand:** 2 Wagener Place, C.P.O. Box 1041, AUCKLAND,  
Tel. +64 9 849 4160, Fax. +64 9 849 7811

**Norway:** Box 1, Manglerud 0612, OSLO,  
Tel. +47 22 74 8000, Fax. +47 22 74 8341

**Philippines:** Philips Semiconductors Philippines Inc.,  
106 Valero St. Salcedo Village, P.O. Box 2108 MCC, MAKATI,  
Metro MANILA, Tel. +63 2 816 6380, Fax. +63 2 817 3474

**Poland:** Ul. Lukiska 10, PL 04-123 WARSZAWA,  
Tel. +48 22 612 2831, Fax. +48 22 612 2327

**Portugal:** see Spain

**Romania:** see Italy

**Russia:** Philips Russia, Ul. Usatcheva 35A, 119048 MOSCOW,  
Tel. +7 095 755 6918, Fax. +7 095 755 6919

**Singapore:** Lorong 1, Toa Payoh, SINGAPORE 1231,  
Tel. +65 350 2538, Fax. +65 251 6500

**Slovakia:** see Austria

**Slovenia:** see Italy

**South Africa:** S.A. PHILIPS Pty Ltd., 195-215 Main Road Martindale,  
2092 JOHANNESBURG, P.O. Box 7430 Johannesburg 2000,  
Tel. +27 11 470 5911, Fax. +27 11 470 5494

**South America:** Al. Vicente Pinzon, 173, 6th floor,  
04547-130 SÃO PAULO, SP, Brazil,  
Tel. +55 11 821 2333, Fax. +55 11 821 2382

**Spain:** Balmes 22, 08007 BARCELONA,  
Tel. +34 3 301 6312, Fax. +34 3 301 4107

**Sweden:** Kottbygatan 7, Akalla, S-16485 STOCKHOLM,  
Tel. +46 8 632 2000, Fax. +46 8 632 2745

**Switzerland:** Allmendstrasse 140, CH-8027 ZÜRICH,  
Tel. +41 1 488 2686, Fax. +41 1 488 3263

**Taiwan:** Philips Semiconductors, 6F, No. 96, Chien Kuo N. Rd., Sec. 1,  
TAIPEI, Taiwan Tel. +886 2 2134 2865, Fax. +886 2 2134 2874

**Thailand:** PHILIPS ELECTRONICS (THAILAND) Ltd.,  
209/2 Sanpavuth-Bangna Road Prakanong, BANGKOK 10260,  
Tel. +66 2 745 4090, Fax. +66 2 398 0793

**Turkey:** Talatpasa Cad. No. 5, 80640 GÜLTEPE/ISTANBUL,  
Tel. +90 212 279 2770, Fax. +90 212 282 6707

**Ukraine:** PHILIPS UKRAINE, 4 Patrice Lumumba str., Building B, Floor 7,  
252042 KIEV, Tel. +380 44 264 2776, Fax. +380 44 268 0461

**United Kingdom:** Philips Semiconductors Ltd., 276 Bath Road, Hayes,  
MIDDLESEX UB3 5BX, Tel. +44 181 730 5000, Fax. +44 181 754 8421

**United States:** 811 East Arques Avenue, SUNNYVALE, CA 94088-3409,  
Tel. +1 800 234 7381

**Uruguay:** see South America

**Vietnam:** see Singapore

**Yugoslavia:** PHILIPS, Trg N. Pasica 5/v, 11000 BEOGRAD,  
Tel. +381 11 625 344, Fax. +381 11 635 777

**For all other countries apply to:** Philips Semiconductors,  
International Marketing & Sales Communications, Building BE-p, P.O. Box 218,  
5600 MD EINDHOVEN, The Netherlands, Fax. +31 40 27 24825

**Internet:** <http://www.semiconductors.philips.com>

© Philips Electronics N.V. 1998

SCA57

All rights are reserved. Reproduction in whole or in part is prohibited without the prior written consent of the copyright owner.

The information presented in this document does not form part of any quotation or contract, is believed to be accurate and reliable and may be changed without notice. No liability will be accepted by the publisher for any consequence of its use. Publication thereof does not convey nor imply any license under patent- or other industrial or intellectual property rights.

Printed in The Netherlands

125106/00/04/pp8

Date of release: 1998 Mar 16

Document order number: 9397 750 03444

*Let's make things better.*

**Philips  
Semiconductors**



**PHILIPS**



LittleDiode supplies new, hard to find or obsolete electronic components and semiconductors all over the world.

With over two million different components listed you are sure to find the part you need.

Feel free to visit us today at our online store:

[LittleDiode.com](http://LittleDiode.com)

Looking forward to providing you with the best possible service.