

NPN EPITAXIAL SILICON TRANSISTOR  
FOR HIGH-FREQUENCY LOW-NOISE AMPLIFICATION

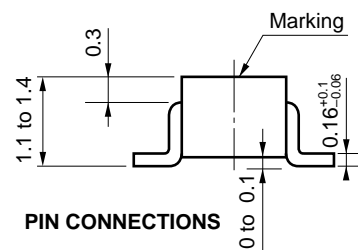
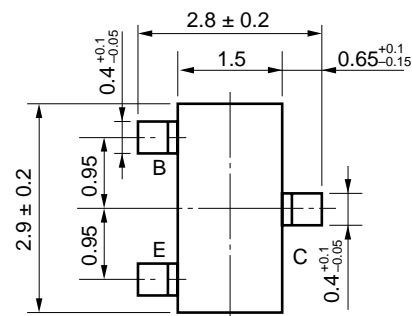
FEATURES

- Low-voltage, low-current, low-noise and high-gain  
 $NF = 3.0 \text{ dB TYP.}$  @  $V_{CE} = 1 \text{ V}$ ,  $I_C = 250 \mu\text{A}$ ,  $f = 1.0 \text{ GHz}$   
 $G_A = 3.5 \text{ dB TYP.}$  @  $V_{CE} = 1 \text{ V}$ ,  $I_C = 250 \mu\text{A}$ ,  $f = 1.0 \text{ GHz}$
- Ideal for battery drive of pagers, compact radio equipment, cordless phones, etc.
- Gold electrode gives high reliability.
- Mini mold package, ideal for hybrid ICs.

ABSOLUTE MAXIMUM RATINGS ( $T_A = 25 \text{ }^\circ\text{C}$ )

PARAMETER	SYMBOL	RATING	UNIT
Collector to Base Voltage	$V_{CBO}$	15	V
Collector to Emitter Voltage	$V_{CEO}$	8	V
Emitter to Base Voltage	$V_{EBO}$	2	V
Collector Current	$I_C$	5	mA
Total Power Dissipation	$P_T$	50	mW
Junction Temperature	$T_j$	150	$^\circ\text{C}$
Storage Temperature	$T_{stg}$	-65 to +150	$^\circ\text{C}$

PACKAGE DIMENSIONS (in mm)



PIN CONNECTIONS

- E: Emitter  
 B: Base  
 C: Collector  
 Marking: R62

ELECTRICAL CHARACTERISTICS ( $T_A = 25 \text{ }^\circ\text{C}$ )

PARAMETER	SYMBOL	TEST CONDITIONS	MIN.	TYP.	MAX.	UNIT
Collector Cut-off Current	$I_{CBO}$	$V_{CB} = 5 \text{ V}$ , $I_E = 0$			0.1	$\mu\text{A}$
Emitter Cut-off Current	$I_{EBO}$	$V_{EB} = 1 \text{ V}$ , $I_C = 0$			0.1	$\mu\text{A}$
DC Current Gain	$h_{FE}$	$V_{CE} = 1 \text{ V}$ , $I_C = 250 \mu\text{A}$ , pulse	50	100	250	
Gain Bandwidth Product	$f_T$	$V_{CE} = 1 \text{ V}$ , $I_C = 1 \text{ mA}$		4		GHz
Insertion Power Gain	$ S_{21e} ^2$	$V_{CE} = 1 \text{ V}$ , $I_C = 1 \text{ mA}$ , $f = 1 \text{ GHz}$	4.0	6.5		dB
Maximum Available Gain	MAG	$V_{CE} = 1 \text{ V}$ , $I_C = 1 \text{ mA}$ , $f = 1 \text{ GHz}$		12.5		dB
Noise Figure	NF	$V_{CE} = 1 \text{ V}$ , $I_C = 250 \mu\text{A}$ , $f = 1.0 \text{ GHz}$		3.0	4.5	dB
Associated Power Gain	$G_A$	$V_{CE} = 1 \text{ V}$ , $I_C = 250 \mu\text{A}$ , $f = 1.0 \text{ GHz}$		3.5		dB
Collector Capacitance	$C_{ob}^{Note}$	$V_{CB} = 1 \text{ V}$ , $I_E = 0$ , $f = 1.0 \text{ MHz}$		0.4	0.6	pF

**Note** Measured using 3-pin bridge, with emitter pin connected to the bridge guard pin.

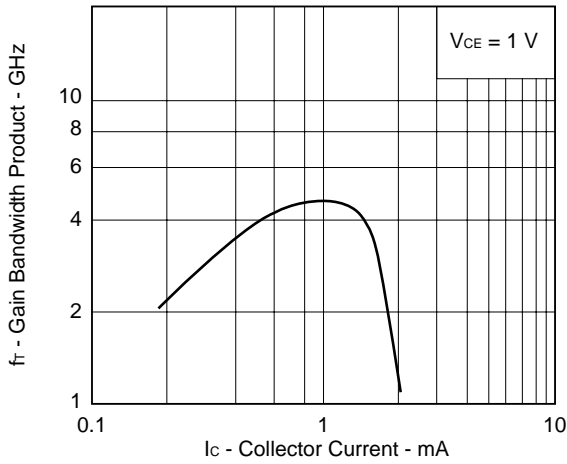
**hFE CLASSIFICATION**

RANK	K/P <sup>Note</sup>
Marking	R62
hFE	50 to 250

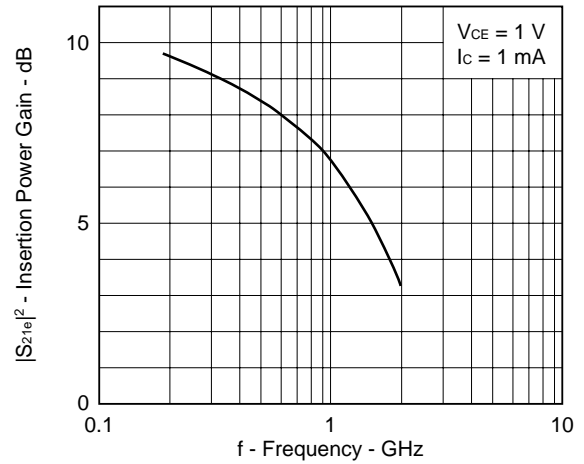
**Note** Existing rank classification/newly added rank

TYPICAL CHARACTERISTICS (T<sub>A</sub> = 25 °C)

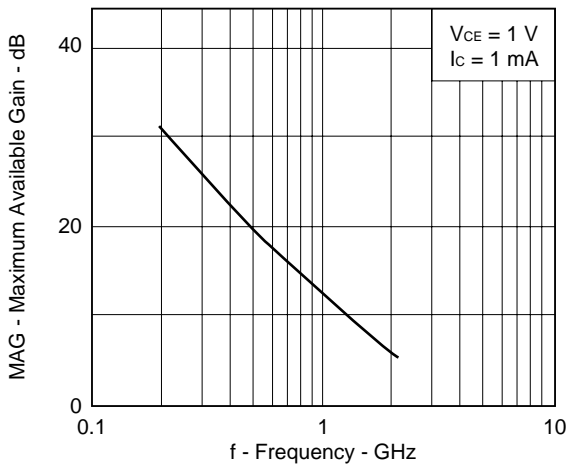
GAIN BANDWIDTH PRODUCT vs. COLLECTOR CURRENT



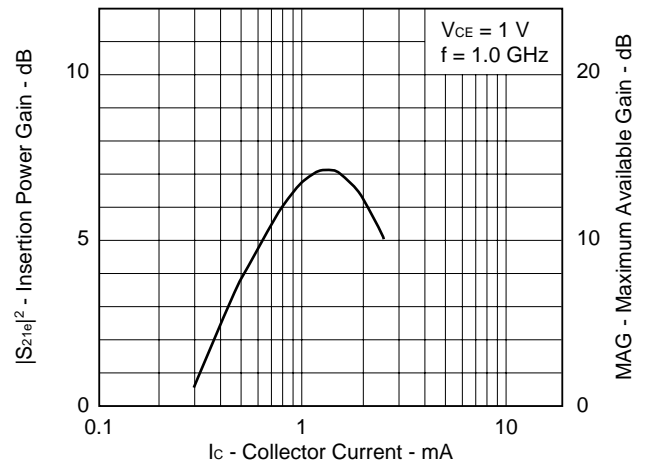
INSERTION POWER GAIN vs. FREQUENCY



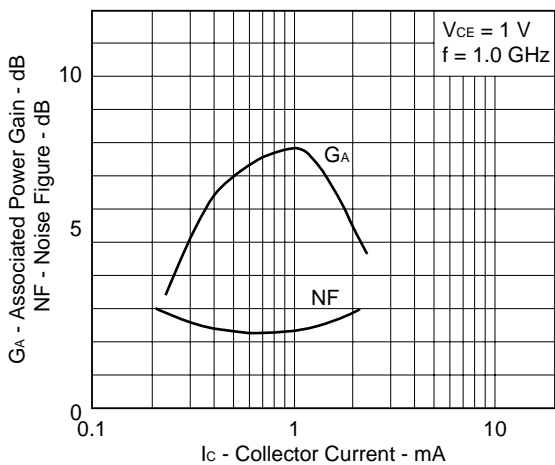
MAXIMUM AVAILABLE GAIN vs. FREQUENCY

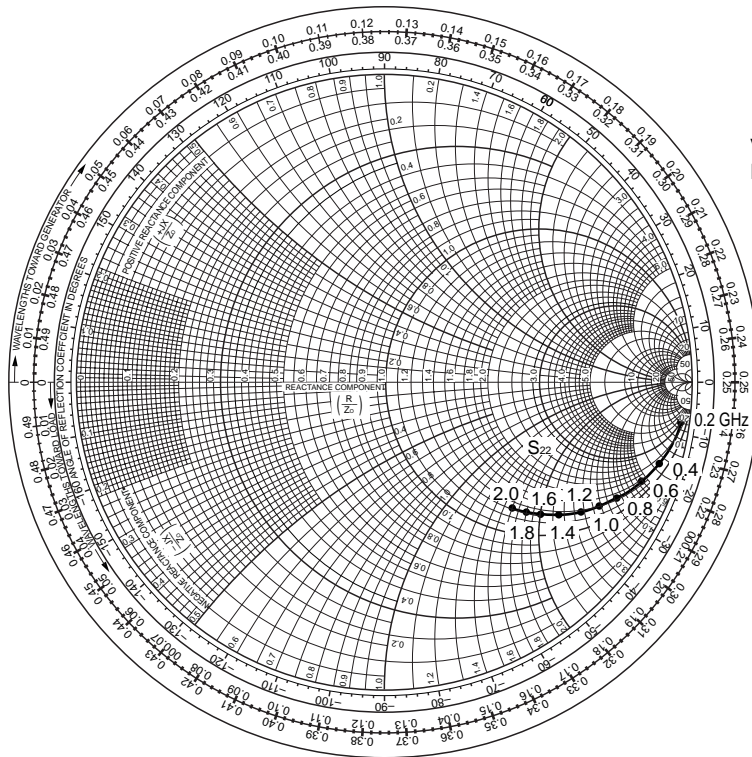
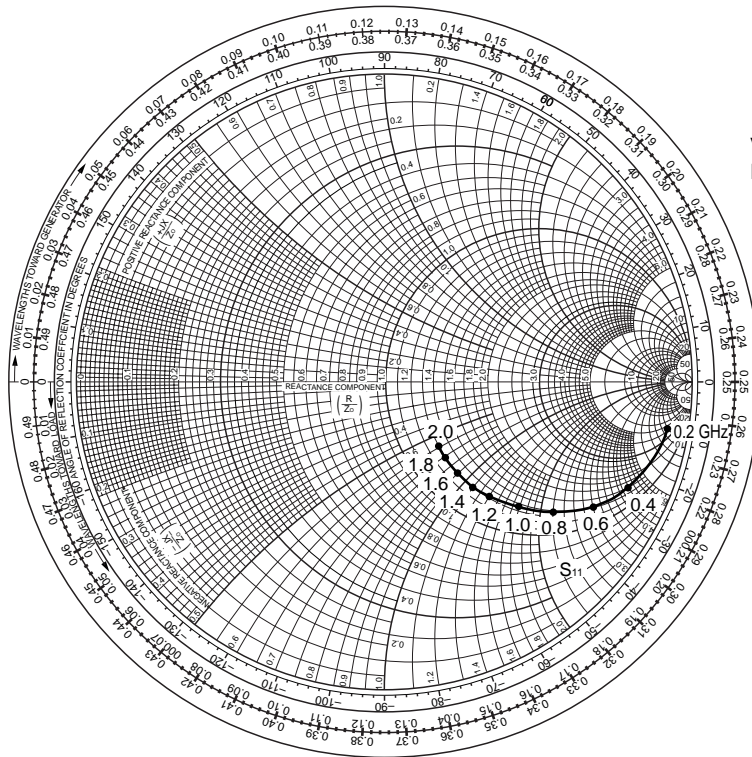


INSERTION POWER GAIN vs. COLLECTOR CURRENT



NOISE FIGURE AND POWER GAIN AT OPTIMUM NF vs. COLLECTOR CURRENT





[MEMO]

[MEMO]

[MEMO]

No part of this document may be copied or reproduced in any form or by any means without the prior written consent of NEC Corporation. NEC Corporation assumes no responsibility for any errors which may appear in this document.

NEC Corporation does not assume any liability for infringement of patents, copyrights or other intellectual property rights of third parties by or arising from use of a device described herein or any other liability arising from use of such device. No license, either express, implied or otherwise, is granted under any patents, copyrights or other intellectual property rights of NEC Corporation or others.

While NEC Corporation has been making continuous effort to enhance the reliability of its semiconductor devices, the possibility of defects cannot be eliminated entirely. To minimize risks of damage or injury to persons or property arising from a defect in an NEC semiconductor device, customers must incorporate sufficient safety measures in its design, such as redundancy, fire-containment, and anti-failure features.

NEC devices are classified into the following three quality grades:

"Standard", "Special", and "Specific". The Specific quality grade applies only to devices developed based on a customer designated "quality assurance program" for a specific application. The recommended applications of a device depend on its quality grade, as indicated below. Customers must check the quality grade of each device before using it in a particular application.

Standard: Computers, office equipment, communications equipment, test and measurement equipment, audio and visual equipment, home electronic appliances, machine tools, personal electronic equipment and industrial robots

Special: Transportation equipment (automobiles, trains, ships, etc.), traffic control systems, anti-disaster systems, anti-crime systems, safety equipment and medical equipment (not specifically designed for life support)

Specific: Aircrafts, aerospace equipment, submersible repeaters, nuclear reactor control systems, life support systems or medical equipment for life support, etc.

The quality grade of NEC devices is "Standard" unless otherwise specified in NEC's Data Sheets or Data Books. If customers intend to use NEC devices for applications other than those specified for Standard quality grade, they should contact an NEC sales representative in advance.

Anti-radioactive design is not implemented in this product.



LittleDiode supplies new, hard to find or obsolete electronic components and semiconductors all over the world.

With over two million different components listed you are sure to find the part you need.

Feel free to visit us today at our online store:

[LittleDiode.com](http://LittleDiode.com)

Looking forward to providing you with the best possible service.