

T-35-15

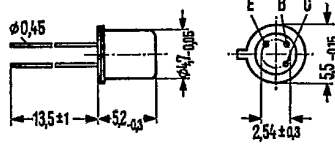
NPN Silicon Planar Transistors

BSX 48
BSX 49

SIEMENS AKTIENGESELLSCHAFT

BSX 48 and BSX 49 are double diffused epitaxial silicon planar transistors in TO 18 case (18 A 3 DIN 41876). Their collectors are electrically connected to the case. The transistors are designed for use as high-speed switches and are particularly suitable for driving magnetic cores. For data on the switching behavior of the transistors refer to the characteristics of the corresponding types BSY 34 and BSY 58.

Type	Ordering code
BSX 48	Q60218-X48
BSX 49	Q60218-X49



Approx. weight 0.3 g Dimensions in mm

Maximum ratings		BSX 48	BSX 49	
Collector-emitter voltage	V_{CEO}	25	40	V
Collector-emitter voltage	V_{CES}	50	60	V
Collector-base voltage	V_{CBO}	50	60	V
Emitter-base voltage	V_{EBO}	5	5	V
Collector current	I_C	600	600	mA
Base current	I_B	200	200	mA
Junction temperature	T_j	200	200	°C
Storage temperature range	T_{stg}	-65 to +200	-65 to +200	°C
Total power dissipation ($T_{case} \leq 45^\circ C$)	P_{tot}	1	1	W

Thermal resistance

Junction to ambient air	$R_{th,JA}$	≤ 500	≤ 500	K/W
Junction to case	$R_{th,JC}$	≤ 150	≤ 150	K/W

Static characteristics ($T_{amb} = 25^\circ C$)

At a collector emitter-voltage of $V_{CE} = 1V$ and the following collector currents, the following values apply:

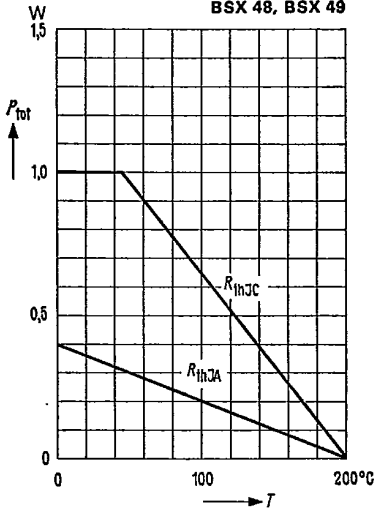
Type	BSX 48			BSX 49		
	$h_{FE} = I_C/I_B$	$V_{BEsat} V^{1)}$	$V_{CEsat} V^{1)}$	$h_{FE} = I_C/I_B$	$V_{BEsat} V^{1)}$	$V_{CEsat} V^{1)}$
1	23	0.62	-	23	0.62	-
10	37	0.70	-	37	0.70	-
100	42 (>17)*	0.85	0.17	42 (>25)*	0.85	0.17
500	25	1.2 (<1.5)*	0.6 (<1.5)*	25 (>10)	1.2 (<1.5)*	0.6 (<1.0)*

1) The transistor is saturated to such an extent that the DC current gain decreases to $h_{FE} = 10$.
* AQL = 0.65%

SIEMENS AKTIENGESELLSCHAFT

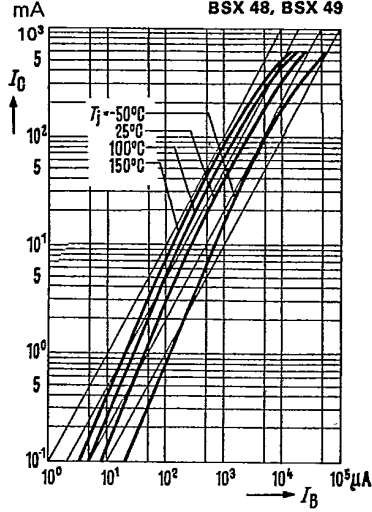
Total perm. power dissipation
versus temperature
 $P_{tot} = f(T)$; R_{th} = parameter

BSX 48, BSX 49



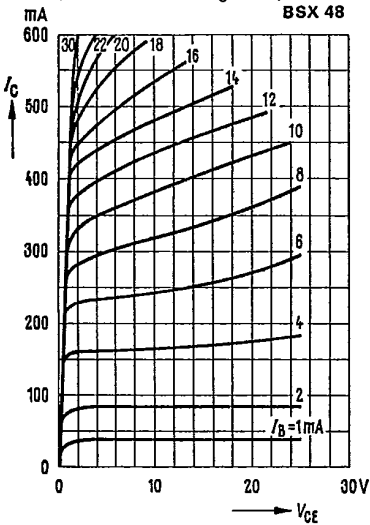
Collector current $I_C = f(I_B)$
 $V_{CE} = 1V$
(common emitter configuration)

BSX 48, BSX 49



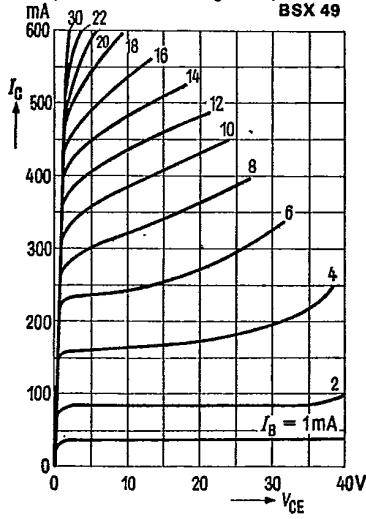
Output characteristics $I_C = f(V_{CE})$
 $I_B = \text{parameter}$
(common emitter configuration)

BSX 48



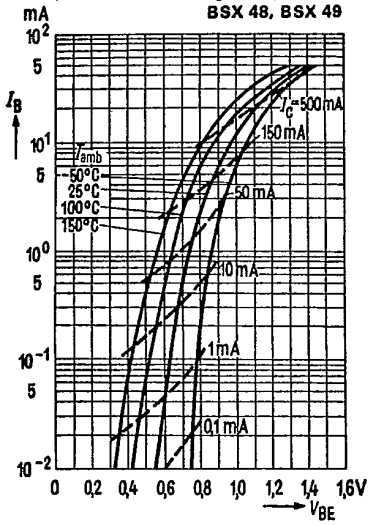
Output characteristics $I_C = f(V_{CE})$
 $I_B = \text{parameter}$
(common emitter configuration)

BSX 49

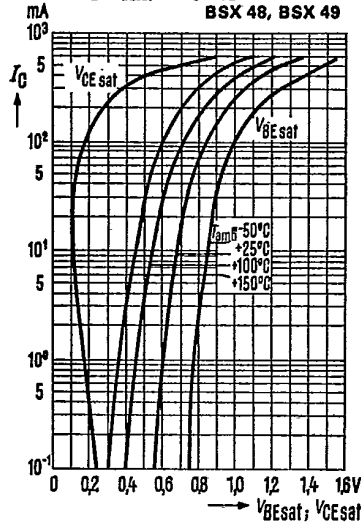


SIEMENS AKTIENGESELLSCHAFT

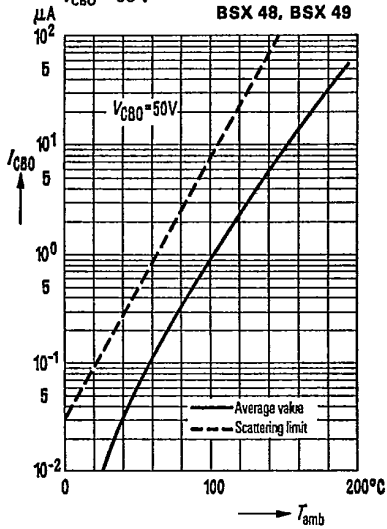
Input characteristics $I_B = f(V_{BE})$
 $V_{CE} = 1V$
(common emitter configuration)



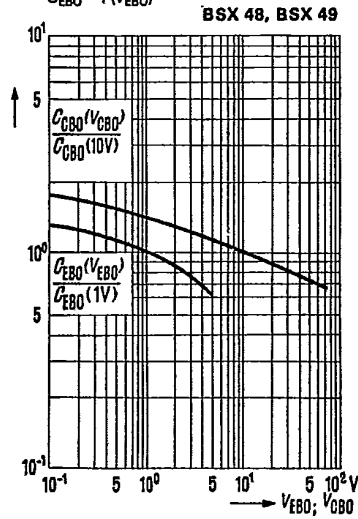
Collector-emitter saturation voltage $V_{CEsat} = f(I_C); h_{FE} = 10$
Base-emitter saturation voltage $V_{BEsat} = f(I_C); h_{FE} = 10$



Collector cutoff current versus temperature $I_{CBO} = f(T_{amb})$
 $V_{CBO} = 50V$



Collector-base capacitance $C_{CBO} = f(V_{CBO})$
Emitter-base capacitance $C_{EBO} = f(V_{EBO})$





LittleDiode supplies new, hard to find or obsolete electronic components and semiconductors all over the world.

With over two million different components listed you are sure to find the part you need.

Feel free to visit us today at our online store:

LittleDiode.com

Looking forward to providing you with the best possible service.