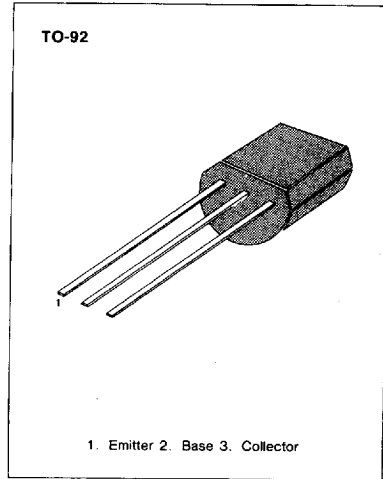


**2W OUTPUT AMPLIFIER OF PORTABLE
RADIO IN CLASS
B PUSH-PULL OPERATION.**

- Complimentary to SS8550
- Collector Current $I_C=1.5A$
- Collector Dissipation $P_C=2W$ ($T_C=25^\circ C$)

ABSOLUTE MAXIMUM RATINGS ($T_a=25^\circ C$)

Characteristic	Symbol	Rating	Unit
Collector-Base Voltage	V_{CBO}	40	V
Collector-Emitter Voltage	V_{CEO}	25	V
Emitter-Base Voltage	V_{EBO}	6	V
Collector Current	I_C	1.5	A
Collector Dissipation	P_C	1	W
Junction Temperature	T_j	150	$^\circ C$
Storage Temperature	T_{stg}	-65~150	$^\circ C$



3

ELECTRICAL CHARACTERISTICS ($T_a=25^\circ C$)

Characteristic	Symbol	Test Conditions	Min	Typ	Max	Unit
Collector-Base Breakdown Voltage	BV_{CBO}	$I_C=100\mu A, I_E=0$	40			V
Collector-Emitter Breakdown Voltage	BV_{CEO}	$I_C=2mA, I_B=0$	25			V
Emitter-Base Breakdown Voltage	BV_{EBO}	$I_E=100\mu A, I_C=0$	6			V
Collector Cutoff Current	I_{CBO}	$V_{CB}=35V, I_E=0$			100	nA
Emitter Cutoff Current	I_{EBO}	$V_{EB}=6V, I_C=0$			100	nA
DC Current Gain	h_{FE1}	$V_{CE}=1V, I_C=5mA$	45	135		
	h_{FE2}	$V_{CE}=1V, I_C=100mA$	85	160	300	
	h_{FE3}	$V_{CE}=1V, I_C=800mA$	40	110		
Collector-Emitter Saturation Voltage	$V_{CE(sat)}$	$I_C=800mA, I_B=80mA$		0.28	0.5	V
Base-Emitter Saturation Voltage	$V_{BE(sat)}$	$I_C=800mA, I_B=80mA$		0.98	1.2	V
Base-Emitter Voltage	V_{BE}	$V_{CE}=1V, I_C=10mA$		0.66	1	V
Output Capacitance	C_{ob}	$V_{CB}=10V, I_E=0$		9.0		pF
		$f=1MHz$				
Current Gain-Bandwidth Product	f_T	$V_{CE}=10V, I_C=50mA$	100	190		MHz

h_{FE} (2) CLASSIFICATION

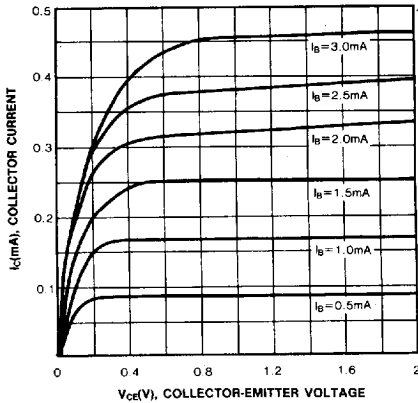
Classification	B	C	D
h_{FE} (2)	85-160	120-200	160-300



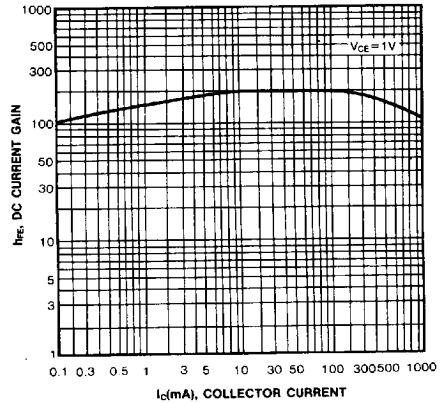
ELECTRONICS

7964142 0025185 171

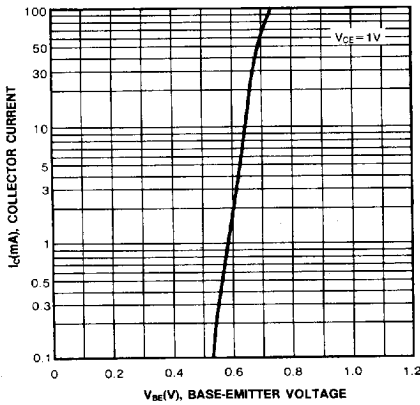
STATIC CHARACTERISTIC



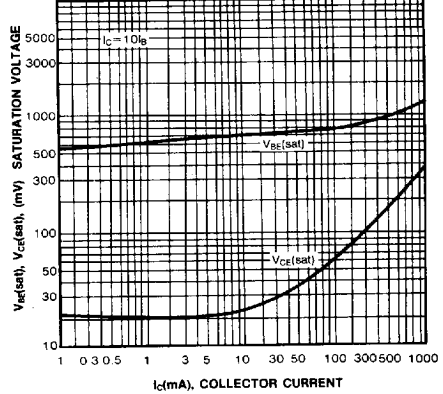
DC CURRENT GAIN



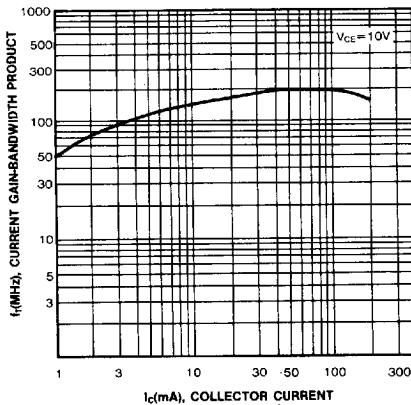
BASE-EMITTER ON VOLTAGE



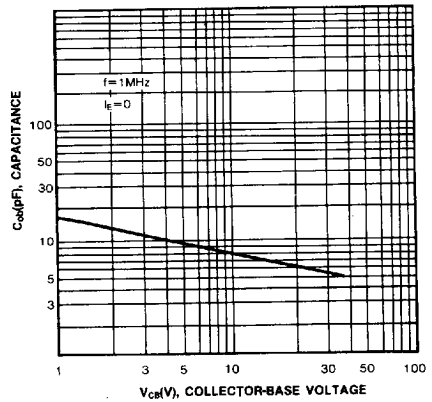
BASE-EMITTER SATURATION VOLTAGE
COLLECTOR-EMITTER SATURATION VOLTAGE



CURRENT GAIN-BANDWIDTH PRODUCT



COLLECTOR OUTPUT CAPACITANCE



ELECTRONICS

7964142 0025186 008