



**METALLIZED POLYESTER**

**SERIES 1313**

EFC Series 1313 are metallized polyester capacitors. This series offers the advantage of small size, self healing and low cost. Suggested applications include: medical electronics, telecommunications and high voltage power supplies. Packaging options include: wrap and fill (TF, TC), radial lead box (EFR), axial lead (EC, EF). Application options include: high voltage (HV), "AC" across the line (AC), noise suppression (RC) and switching power supply (SP).

**SPECIFICATIONS**

**1. TEMPERATURE RANGE**

- 55 °C to + 85 °C at rated voltage.  
 To 125 °C at 50% derating.

**2. CAPACITANCE**

Capacitors  $\leq$  1.0 MFD shall be measured at 1 KHz  $\pm$  20 HZ. Capacitors  $>$ 1.0 MFD shall be measured at 120 HZ. Measurements shall be taken at 25 °C.

**3. DIELECTRIC STRENGTH**

At 25 °C, 150% of rated voltage when applied terminal to terminal for one minute through a current limiting resistance.

**4. INSULATION RESISTANCE**

At 25 °C after 2 minutes charge time at rated voltage or 500 VDC, whichever is less, the minimum IR shall be 30,000 Megohm-Microfarad, but need not exceed 50,000 Megohms for voltages greater than 50 VDC, and 15,000 Megohm-Microfarads, but need not exceed 30,000 Megohms for 50 VDC or less.

**5. HUMIDITY RESISTANCE**

Series 1313 shall meet the requirements of MIL-STD. 202C, Method 103B.

**6. DISSIPATION FACTOR**

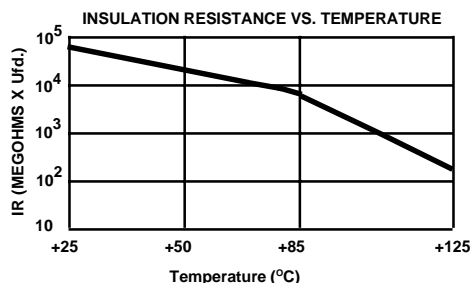
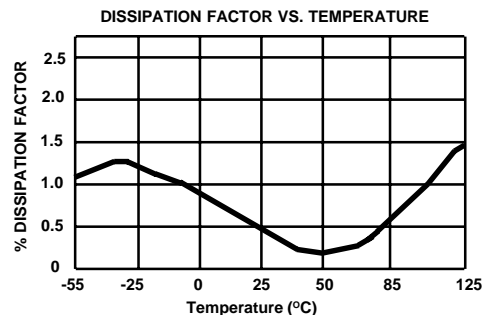
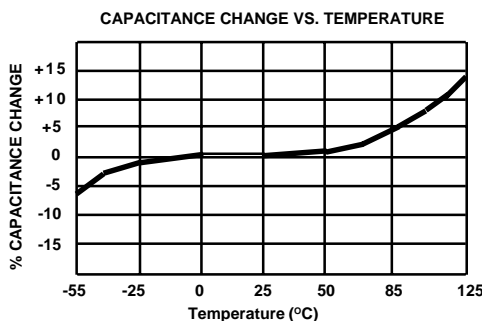
Shall be 1.0 % max. when measured as in Par. 2.

**7. LIFE TEST**

Will withstand the application of 150% rated voltage at +125 °C for 250 hours with not more than one failure in 12 permitted.

**TYPICAL TEMPERATURE CURVES**

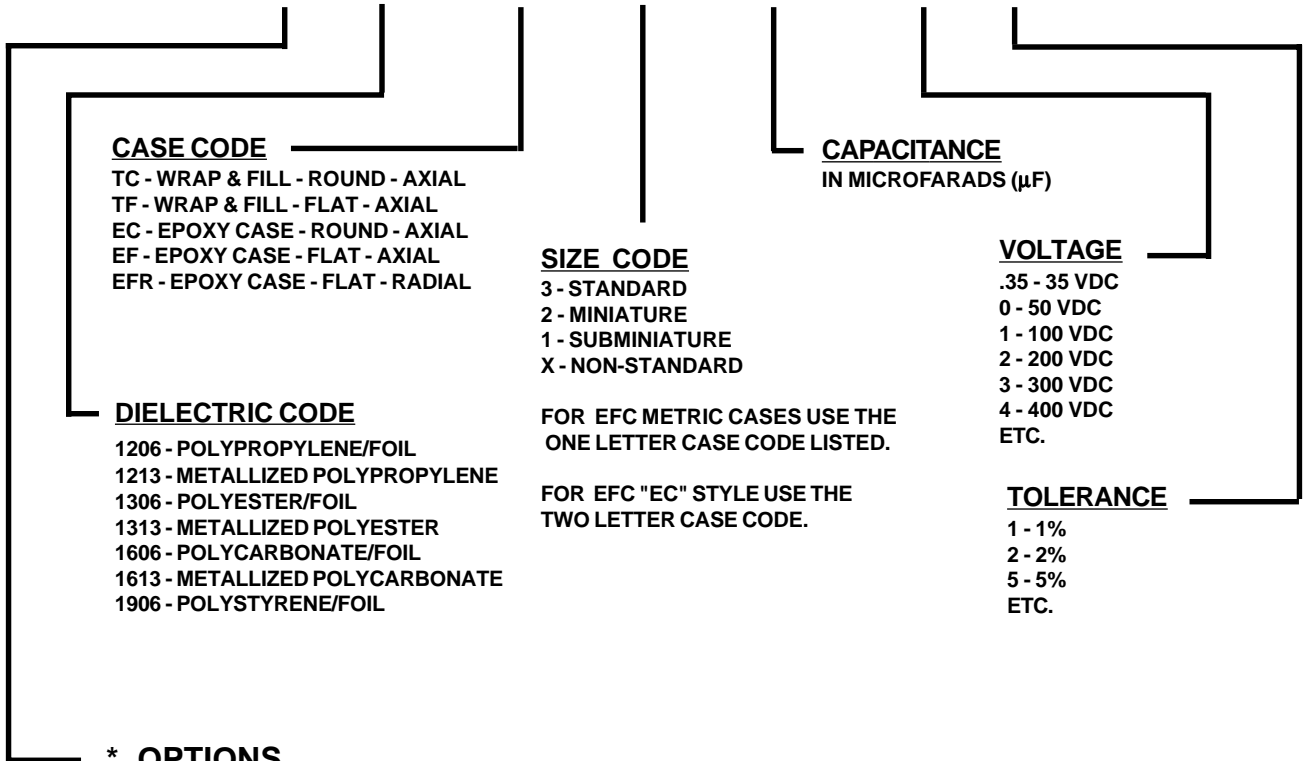
**METALLIZED POLYESTER**





# CATALOG NOMENCLATURE

\* 1313 EFR - 3 - .1 - 1 - 5



THE FOLLOWING OPTIONS ARE AVAILABLE FROM EFC BY SPECIFYING THE APPROPRIATE PREFIX.

### TEMPERATURE COEFFICIENTS:

Different T.C.'s are available in both Polypropylene and Polystyrene dielectrics. T.C.'s and the appropriate prefixes are as follows:

- $\underline{A}1206 = -150 \text{ PPM}/^{\circ}\text{C} \pm 30 \text{ PPM}$
- $\underline{T}1206 = -270 \text{ PPM}/^{\circ}\text{C} \pm 30 \text{ PPM}$
- $\underline{0}1906 = \text{ZERO PPM}/^{\circ}\text{C} \pm 50 \text{ PPM}$
- $\underline{A}1906 = -80 \text{ PPM}/^{\circ}\text{C} \pm 30 \text{ PPM}$
- $\underline{T}1906 = -120 \text{ PPM}/^{\circ}\text{C} \pm 30 \text{ PPM}$

### HIGH VOLTAGE:

EFC high voltage metallized polyester capacitors are designed for use in high voltage power supplies, rectifiers and other similar circuits. Voltage ratings to 15,000 DC are common-place at EFC. Specify with the prefix **HV**.

### AC CURRENT:

Specify metallized polyester and termination procedures to enable EFC to supply a small sized **AC** rated capacitor for general purpose use at 60 HZ. Specify with the prefix **AC**.

### HIGH AMPERAGE AND PULSE CURRENTS:

Dual metallized carriers allow these capacitors to handle high amperage and pulsing currents. Available in both polyester and polypropylene dielectrics. Specify with the prefix **MF**. Contact the factory for an **MF** spec. sheet.

### SWITCH MODE POWER SUPPLY:

Polypropylene and polyester capacitors designed for SMPS have low ESR and high current rating should be specified with the **SP** prefix.

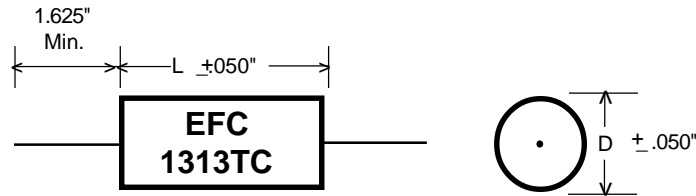
EFC will manufacture to any non-standard value and size. Please consult factory for special requirements.



**1313TC**

**Tubular  
Wrap and Fill**

**Metallized  
Polyester  
Capacitors**



(All dimensions in inches)

Lead Specs.  
Tinned Copperweld  
Under .250D = 24 AWG  
.250 - .440D = 22 AWG  
Above .440D = 20 AWG

**DIMENSIONS and RATINGS**

Cap. μF	1313TC-1 50 VDC		1313TC-2 100 VDC		1313TC-3 150 VDC		1313TC-3 200 VDC		1313TC-3 400 VDC		1313TC-3 600 VDC	
	D	L	D	L	D	L	D	L	D	L	D	L
.001	.180	.406	.180	.406	.180	.406	.180	.406	.180	.406	.180	.406
.0012	.180	.406	.180	.406	.180	.406	.180	.406	.180	.406	.180	.406
.0015	.180	.406	.180	.406	.180	.406	.180	.406	.180	.406	.180	.406
.0018	.180	.406	.180	.406	.180	.406	.180	.406	.180	.406	.180	.406
.0022	.180	.406	.180	.406	.180	.406	.180	.406	.180	.406	.180	.406
.0027	.180	.406	.180	.406	.180	.406	.180	.406	.180	.406	.200	.406
.0033	.180	.406	.180	.406	.180	.406	.180	.406	.180	.406	.220	.406
.0039	.180	.406	.180	.406	.180	.406	.180	.406	.180	.406	.240	.406
.0047	.180	.406	.180	.406	.180	.406	.180	.406	.180	.406	.190	.531
.0056	.180	.406	.180	.406	.180	.406	.180	.406	.180	.406	.200	.531
.0068	.180	.406	.180	.406	.180	.406	.180	.406	.180	.406	.210	.531
.0082	.180	.406	.180	.406	.180	.406	.180	.406	.180	.406	.220	.531
.01	.180	.406	.180	.406	.180	.406	.180	.406	.180	.406	.240	.531
.012	.180	.406	.180	.406	.180	.406	.180	.406	.180	.406	.260	.531
.015	.180	.406	.180	.406	.180	.406	.180	.406	.180	.406	.290	.531
.018	.180	.406	.180	.406	.180	.406	.180	.406	.200	.531	.250	.656
.022	.180	.406	.180	.406	.180	.406	.200	.406	.220	.531	.280	.656
.027	.180	.406	.180	.406	.200	.406	.220	.406	.240	.531	.310	.656
.033	.180	.406	.180	.406	.220	.406	.240	.406	.260	.531	.340	.656
.039	.180	.406	.180	.406	.230	.406	.190	.531	.280	.531	.320	.781
.047	.180	.406	.180	.406	.240	.406	.200	.531	.250	.656	.350	.781
.056	.180	.406	.200	.406	.250	.406	.210	.531	.270	.656	.380	.781
.068	.180	.406	.220	.406	.200	.531	.220	.531	.290	.656	.410	.781
.082	.180	.406	.190	.468	.220	.531	.250	.531	.320	.656	.400	.906
.1	.180	.406	.210	.468	.240	.531	.270	.531	.310	.781	.440	.906
.12	.190	.406	.220	.468	.260	.531	.290	.531	.340	.781	.480	.906
.15	.200	.406	.210	.531	.240	.656	.250	.656	.370	.781	.460	1.190
.18	.220	.406	.230	.531	.260	.656	.290	.656	.410	.781	.500	1.190
.22	.190	.468	.250	.531	.280	.656	.320	.656	.400	.906	.550	1.190
.27	.210	.468	.280	.531	.310	.656	.300	.781	.440	.906	.600	1.190
.33	.230	.468	.250	.656	.350	.656	.330	.781	.490	.906	.580	1.440
.39	.250	.468	.270	.656	.320	.781	.360	.781	.450	1.190	.640	1.440
.47	.230	.531	.290	.656	.350	.781	.400	.781	.490	1.190	.700	1.440
.56	.250	.531	.310	.656	.380	.781	.380	.906	.530	1.190	.720	1.570
.68	.270	.531	.300	.781	.380	.906	.420	.906	.580	1.190	.800	1.570
.82	.240	.656	.330	.781	.410	.906	.450	.906	.640	1.190	.800	1.820
1.0	.270	.656	.360	.781	.450	.906	.430	1.190	.620	1.440	.880	1.820
1.25	.300	.656	.400	.781	.430	1.190	.480	1.190	.690	1.440	.970	1.820
1.5	.300	.781	.390	.906	.470	1.190	.530	1.190	.760	1.440	.960	2.250
2.0	.350	.781	.440	.906	.540	1.190	.600	1.190	.790	1.690	1.100	2.250
3.0	.400	.781	.460	1.190	.580	1.440	.650	1.440	.960	1.690		
4.0	.420	.906	.530	1.190	.660	1.440	.740	1.440				
5.0	.470	.906	.520	1.440	.700	1.570	.790	1.570				
6.0	.440	1.190	.560	1.440	.770	1.570	.820	1.690				
10.0	.500	1.190	.690	1.570	.940	1.690	.970	1.940				
20.0	.700	1.440	.920	1.690	1.200	1.940						

**ELECTRONIC FILM CAPACITORS, INC.**

Reidville Industrial Park \* 41 Interstate Lane \* WATERBURY, CONNECTICUT 06705

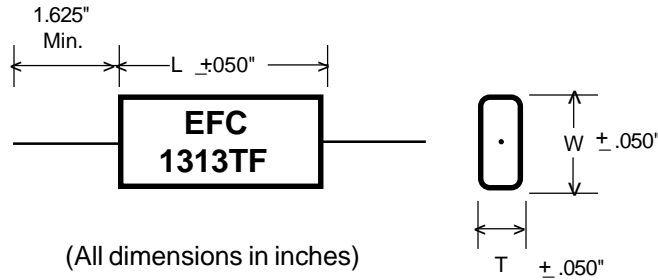
Phone (203) 755-5629

FAX (203) 755-0659

EFC will manufacture to any non-standard value and size. Please consult factory for special requirements.



# Metallized Polyester Capacitors



# 1313TF

Oval  
Wrap and Fill

Lead Specs.  
Tinned Copperweld  
Under .190T = 24 AWG  
.190 - .380T = 22 AWG  
Above .380T = 20 AWG

## DIMENSIONS and RATINGS

Cap. μF	1313TF-1 50 VDC			1313TF-2 100 VDC			1313TF-3 150 VDC			1313TF-3 200 VDC			1313TF-3 400 VDC			1313TF-3 600 VDC		
	T	W	L	T	W	L	T	W	L	T	W	L	T	W	L	T	W	L
.001	.125	.225	.406	.125	.225	.406	.125	.225	.406	.125	.225	.406	.125	.225	.406	.125	.225	.406
.0012	.125	.225	.406	.125	.225	.406	.125	.225	.406	.125	.225	.406	.125	.225	.406	.125	.225	.406
.0015	.125	.225	.406	.125	.225	.406	.125	.225	.406	.125	.225	.406	.125	.225	.406	.125	.225	.406
.0018	.125	.225	.406	.125	.225	.406	.125	.225	.406	.125	.225	.406	.125	.225	.406	.125	.225	.406
.0022	.125	.225	.406	.125	.225	.406	.125	.225	.406	.125	.225	.406	.125	.225	.406	.125	.225	.406
.0027	.125	.225	.406	.125	.225	.406	.125	.225	.406	.125	.225	.406	.125	.225	.406	.140	.240	.406
.0033	.125	.225	.406	.125	.225	.406	.125	.225	.406	.125	.225	.406	.125	.225	.406	.160	.260	.406
.0039	.125	.225	.406	.125	.225	.406	.125	.225	.406	.125	.225	.406	.125	.225	.406	.180	.280	.406
.0047	.125	.225	.406	.125	.225	.406	.125	.225	.406	.125	.225	.406	.125	.225	.406	.130	.230	.531
.0056	.125	.225	.406	.125	.225	.406	.125	.225	.406	.125	.225	.406	.125	.225	.406	.140	.240	.531
.0068	.125	.225	.406	.125	.225	.406	.125	.225	.406	.125	.225	.406	.125	.225	.406	.150	.250	.531
.0082	.125	.225	.406	.125	.225	.406	.125	.225	.406	.125	.225	.406	.140	.240	.406	.160	.260	.531
.01	.125	.225	.406	.125	.225	.406	.125	.225	.406	.125	.225	.406	.160	.260	.406	.180	.280	.531
.012	.125	.225	.406	.125	.225	.406	.125	.225	.406	.125	.225	.406	.180	.280	.406	.200	.300	.531
.015	.125	.225	.406	.125	.225	.406	.125	.225	.406	.125	.225	.406	.130	.230	.531	.230	.330	.531
.018	.125	.225	.406	.125	.225	.406	.125	.225	.406	.125	.225	.406	.140	.240	.531	.190	.290	.656
.022	.125	.225	.406	.125	.225	.406	.126	.225	.406	.140	.240	.406	.160	.260	.531	.220	.320	.656
.027	.125	.225	.406	.125	.225	.406	.140	.240	.406	.160	.260	.406	.180	.280	.531	.250	.350	.656
.033	.125	.225	.406	.125	.225	.406	.160	.260	.406	.180	.280	.406	.200	.300	.531	.280	.380	.656
.039	.125	.225	.406	.125	.225	.406	.170	.270	.406	.130	.230	.531	.220	.320	.531	.240	.370	.781
.047	.125	.225	.406	.125	.225	.406	.180	.280	.406	.140	.240	.531	.190	.290	.656	.270	.400	.781
.056	.125	.225	.406	.140	.240	.406	.190	.290	.406	.150	.250	.531	.210	.310	.656	.300	.430	.781
.068	.125	.225	.406	.160	.260	.406	.140	.240	.531	.160	.260	.531	.230	.330	.656	.330	.460	.781
.082	.125	.225	.406	.130	.230	.468	.160	.260	.531	.190	.290	.531	.260	.360	.656	.320	.450	.906
.1	.125	.225	.406	.150	.250	.468	.180	.280	.531	.210	.310	.531	.230	.380	.781	.360	.490	.906
.12	.130	.230	.406	.160	.260	.468	.200	.300	.531	.230	.330	.531	.260	.390	.781	.400	.530	.906
.15	.140	.240	.406	.150	.250	.531	.180	.280	.656	.190	.290	.656	.290	.420	.781	.350	.520	1.190
.18	.160	.260	.406	.170	.270	.531	.200	.300	.656	.230	.330	.656	.330	.460	.781	.390	.560	1.190
.22	.130	.230	.468	.190	.290	.531	.220	.320	.656	.260	.360	.656	.320	.450	.906	.440	.610	1.190
.27	.150	.250	.468	.220	.320	.531	.250	.350	.656	.220	.350	.781	.360	.490	.906	.490	.660	1.190
.33	.170	.270	.468	.190	.290	.656	.290	.390	.656	.250	.380	.781	.410	.540	.906	.470	.640	1.440
.39	.190	.290	.468	.210	.310	.656	.240	.370	.781	.280	.410	.781	.340	.510	1.190	.530	.700	1.440
.47	.170	.270	.531	.230	.330	.656	.270	.400	.781	.320	.450	.781	.380	.550	1.190	.590	.760	1.440
.56	.190	.290	.531	.250	.350	.656	.300	.430	.781	.320	.450	.906	.420	.590	1.190	.610	.780	1.570
.68	.210	.310	.531	.220	.350	.781	.300	.430	.906	.340	.470	.906	.470	.640	1.190	.690	.860	1.570
.82	.180	.280	.656	.250	.380	.781	.330	.460	.906	.370	.500	.906	.530	.700	1.190	.670	.870	1.820
1.0	.210	.310	.656	.280	.410	.781	.370	.500	.906	.320	.490	1.190	.510	.680	1.440	.750	.950	1.820
1.25	.240	.340	.656	.320	.450	.781	.320	.490	1.190	.370	.540	1.190	.580	.750	1.440	.840	1.040	1.820
1.5	.220	.350	.781	.310	.440	.906	.360	.530	1.190	.420	.590	1.190	.650	.820	1.440	.830	1.030	2.250
2.0	.270	.400	.781	.360	.490	.906	.430	.600	1.190	.490	.660	1.190	.660	.860	1.690	.990	1.190	2.250
3.0	.320	.450	.781	.350	.520	1.190	.470	.640	1.440	.540	.710	1.440	.830	1.030	1.690			
4.0	.340	.470	.906	.420	.590	1.190	.550	.720	1.440	.630	.800	1.440						
5.0	.390	.520	.906	.410	.580	1.440	.590	.760	1.570	.680	.850	1.570						
6.0	.330	.500	1.190	.450	.620	1.440	.660	.830	1.570	.690	.890	1.690						
10.0	.450	.620	1.190	.580	.750	1.570	.810	1.010	1.690	.840	1.040	1.940						
20.0	.590	.760	1.440	.790	.990	1.690	1.070	1.270	1.940									

### ELECTRONIC FILM CAPACITORS, INC.

Reidville Industrial Park \* 41 Interstate Lane \* WATERBURY, CONNECTICUT 06705

Phone (203) 755-5629

FAX (203) 755-0659

EFC will manufacture to any non-standard value and size. Please consult factory for special requirements.





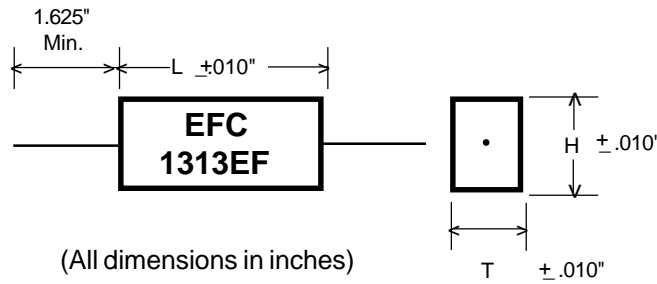
**1313EF**

**Epoxy Case  
(Axial Leads)**

Lead Specs.

Tinned Copperweld  
Under .190T = 24 AWG  
.190 - .380T = 22 AWG  
Above .380T = 20 AWG

**Metallized  
Polyester  
Capacitors**



**DIMENSIONS and RATINGS**

Cap. μF	1313EF-1 50 VDC			1313EF-2 100 VDC			1313EF-3 200 VDC			1313EF-3 400 VDC			1313EF-3 600 VDC					
	T	H	L	T	H	L	T	H	L	T	H	L	T	H	L			
.001	.160	.240	.420	.160	.240	.420	.160	.240	.420	.170	.290	.420	.170	.290	.570			
.0012	.160	.240	.420	.160	.240	.420	.160	.240	.420	.170	.290	.420	.170	.290	.570			
.0015	.160	.240	.420	.160	.240	.420	.160	.240	.420	.170	.290	.420	.170	.290	.570			
.0018	.160	.240	.420	.160	.240	.420	.160	.240	.420	.170	.290	.420	.170	.290	.570			
.0022	.160	.240	.420	.160	.240	.420	.160	.240	.420	.170	.290	.420	.170	.290	.570			
.0027	.160	.240	.420	.160	.240	.420	.160	.240	.420	.170	.290	.420	.170	.290	.570			
.0033	.160	.240	.420	.160	.240	.420	.160	.240	.420	.170	.290	.420	.170	.290	.570			
.0039	.160	.240	.420	.160	.240	.420	.160	.240	.420	.170	.290	.420	.170	.290	.570			
.0047	.160	.240	.420	.160	.240	.420	.160	.240	.420	.170	.290	.420	.170	.290	.570			
.0056	.160	.240	.420	.160	.240	.420	.160	.240	.420	.170	.290	.420	.170	.290	.570			
.0068	.160	.240	.420	.160	.240	.420	.160	.240	.420	.170	.290	.420	.170	.290	.570			
.0082	.160	.240	.420	.160	.240	.420	.160	.240	.420	.170	.290	.420	.170	.290	.570			
.01	.160	.240	.420	.160	.240	.420	.160	.240	.420	.170	.290	.420	.170	.290	.570			
.012	.160	.240	.420	.160	.240	.420	.160	.240	.420	.170	.290	.420	.170	.290	.570			
.015	.160	.240	.420	.160	.240	.420	.160	.240	.420	.170	.290	.420	.170	.290	.570			
.018	.160	.240	.420	.160	.240	.420	.170	.290	.420	.170	.290	.570	.170	.290	.570			
.022	.160	.240	.420	.160	.240	.420	.170	.290	.420	.170	.290	.570	.170	.290	.570			
.027	.160	.240	.420	.160	.240	.420	.170	.290	.420	.170	.290	.570	.290	.420	.570			
.033	.160	.240	.420	.160	.240	.420	.170	.290	.420	.170	.290	.570	.290	.420	.570			
.039	.160	.240	.420	.170	.290	.420	.170	.290	.570	.230	.360	.550	.290	.420	.670			
.047	.160	.240	.420	.170	.290	.420	.170	.290	.570	.230	.360	.550	.290	.420	.670			
.056	.160	.240	.420	.170	.290	.420	.170	.290	.570	.230	.360	.550	.290	.420	.670			
.068	.170	.290	.420	.170	.290	.420	.170	.290	.570	.230	.360	.550	.290	.420	.820			
.082	.170	.290	.420	.170	.290	.420	.230	.360	.550	.290	.420	.570	.290	.420	.820			
.1	.170	.290	.420	.170	.290	.420	.230	.360	.550	.290	.420	.570	.290	.420	.820			
.12	.170	.290	.420	.170	.290	.570	.290	.420	.570	.290	.420	.670	.390	.540	.820			
.15	.170	.290	.420	.170	.290	.570	.290	.420	.570	.290	.420	.670	.390	.540	.820			
.18	.170	.290	.570	.170	.290	.570	.290	.420	.570	.290	.420	.820	.390	.540	1.040			
.22	.170	.290	.570	.170	.290	.570	.290	.420	.670	.290	.420	.820	.390	.540	1.240			
.27	.170	.290	.570	.230	.360	.550	.290	.420	.820	.390	.540	.820	.390	.540	1.240			
.33	.170	.290	.550	.230	.360	.550	.290	.420	.820	.390	.540	.820	.390	.540	1.240			
.39	.230	.360	.550	.290	.420	.570	.290	.540	.820	.390	.540	1.040	.560	.720	1.240			
.47	.230	.360	.550	.290	.420	.570	.290	.540	.820	.390	.540	1.040	.560	.720	1.240			
.56	.290	.420	.570	.290	.420	.570	.290	.540	.820	.390	.540	1.240	.560	.720	1.240			
.68	.290	.420	.570	.290	.420	.670	.390	.540	1.040	.390	.540	1.240	.560	.720	1.500			
.82	.290	.420	.570	.290	.420	.820	.390	.540	1.040	.390	.540	1.240						
1.0	.290	.420	.670	.290	.420	.820	.390	.540	1.240	.560	.720	1.240						
1.25	.290	.420	.820	.390	.540	.820	.390	.540	1.240	.560	.720	1.500						
1.5	.290	.420	.820	.390	.540	.820	.390	.540	1.240	.560	.720	1.500						
2.0	.390	.540	.820	.390	.540	1.240	.560	.720	1.500									
3.0	.390	.540	1.040	.560	.720	1.240												
4.0	.390	.540	1.040	.560	.720	1.240												
5.0	.560	.720	1.240	.560	.720	1.500												

**ELECTRONIC FILM CAPACITORS, INC.**

Reidville Industrial Park \* 41 Interstate Lane \* WATERBURY, CONNECTICUT 06705

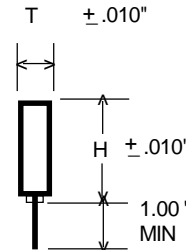
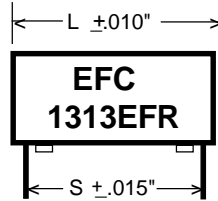
Phone (203) 755-5629

FAX (203) 755-0659

EFC will manufacture to any non-standard value and size. Please consult factory for special requirements.



# Metallized Polyester Capacitors



# 1313EFR

**Epoxy Case  
(Radial Leads)**

Lead Specs. - Tinned Copperweld

L	S	AWG
.420	.30	22
.550	.40	22
.670	.50	22
.820	.60	22
1.04	.80	22
1.24	1.10	20
1.75	1.60	20

(All dimensions in inches)

## DIMENSIONS and RATINGS

Cap. μF	1313EFR-1 50 VDC			1313EFR-2 100 VDC			1313EFR-3 200 VDC			1313EFR-3 400 VDC			1313EFR-3 600 VDC		
	T	L	H	T	L	H	T	L	H	T	L	H	T	L	H
.001	.160	.420	.330	.160	.420	.330	.160	.420	.330	.180	.420	.330	.180	.550	.330
.0012	.160	.420	.330	.160	.420	.330	.160	.420	.330	.180	.420	.330	.180	.550	.330
.0015	.160	.420	.330	.160	.420	.330	.160	.420	.330	.180	.420	.330	.180	.550	.330
.0018	.160	.420	.330	.160	.420	.330	.160	.420	.330	.180	.420	.330	.180	.550	.330
.0022	.160	.420	.330	.160	.420	.330	.160	.420	.330	.180	.420	.330	.180	.550	.330
.0027	.160	.420	.330	.160	.420	.330	.160	.420	.330	.180	.420	.330	.180	.550	.330
.0033	.160	.420	.330	.160	.420	.330	.160	.420	.330	.180	.420	.330	.180	.550	.330
.0039	.160	.420	.330	.160	.420	.330	.160	.420	.330	.180	.420	.330	.180	.550	.330
.0047	.160	.420	.330	.160	.420	.330	.160	.420	.330	.180	.420	.330	.180	.550	.330
.0056	.160	.420	.330	.160	.420	.330	.160	.420	.330	.180	.420	.330	.180	.550	.330
.0068	.160	.420	.330	.160	.420	.330	.160	.420	.330	.180	.420	.330	.180	.550	.330
.0082	.160	.420	.330	.160	.420	.330	.160	.420	.330	.180	.420	.330	.180	.550	.330
.01	.160	.420	.330	.160	.420	.330	.160	.420	.330	.180	.420	.330	.180	.550	.330
.012	.160	.420	.330	.160	.420	.330	.160	.420	.330	.180	.420	.330	.180	.550	.330
.015	.160	.420	.330	.160	.420	.330	.160	.420	.330	.180	.420	.330	.180	.550	.330
.018	.160	.420	.330	.160	.420	.330	.160	.420	.330	.180	.420	.330	.180	.550	.330
.022	.160	.420	.330	.160	.420	.330	.180	.420	.330	.180	.550	.330	.240	.550	.380
.027	.160	.420	.330	.160	.420	.330	.180	.420	.330	.180	.550	.330	.240	.550	.380
.033	.160	.420	.330	.160	.420	.330	.180	.420	.330	.180	.550	.330	.300	.550	.430
.039	.160	.420	.330	.180	.420	.330	.180	.550	.330	.240	.550	.380	.300	.670	.430
.047	.160	.420	.330	.180	.420	.330	.180	.550	.330	.240	.550	.380	.300	.670	.430
.056	.160	.420	.330	.180	.420	.330	.180	.550	.330	.240	.550	.380	.300	.670	.430
.068	.180	.420	.330	.180	.420	.330	.180	.550	.330	.240	.550	.380	.300	.820	.430
.082	.180	.420	.330	.180	.420	.330	.240	.550	.380	.300	.550	.430	.300	.820	.430
.1	.180	.420	.330	.180	.420	.330	.240	.550	.380	.300	.670	.430	.300	.820	.430
.12	.180	.420	.330	.180	.550	.330	.330	.570	.430	.300	.670	.430	.400	.820	.560
.15	.180	.420	.330	.180	.550	.330	.300	.570	.430	.300	.670	.430	.400	.820	.560
.18	.180	.550	.330	.180	.550	.330	.300	.570	.430	.300	.820	.430	.400	1.040	.560
.22	.180	.550	.330	.180	.550	.330	.300	.670	.430	.300	.820	.430	.440	1.240	.560
.27	.180	.550	.330	.240	.550	.380	.300	.820	.430	.300	.820	.430	.400	1.240	.560
.33	.180	.550	.330	.240	.550	.380	.300	.820	.430	.400	.820	.560	.400	1.240	.560
.39	.240	.550	.380	.300	.550	.430	.300	.820	.430	.400	1.040	.560	.400	1.240	.560
.47	.240	.550	.380	.300	.550	.430	.400	.820	.560	.400	1.040	.560	.400	1.240	.560
.56	.300	.550	.430	.300	.550	.430	.400	.820	.560	.570	1.240	.730	.570	1.240	.730
.68	.300	.550	.430	.300	.670	.430	.400	1.040	.560	.570	1.240	.730	.570	1.240	.730
.82	.300	.550	.430	.300	.820	.430	.400	1.040	.560	.570	1.240	.730	.570	1.750	.730
1.0	.300	.670	.430	.300	.820	.430	.400	1.240	.560	.570	1.240	.730			
1.25	.300	.820	.430	.400	.820	.560	.400	1.240	.560	.570	1.240	.730			
1.5	.300	.820	.430	.400	.820	.560	.400	1.240	.560	.570	1.240	.730			
2.0	.400	1.040	.560	.400	1.240	.560	.570	1.500	.730	.570	1.750	.730			
3.0	.400	1.240	.560	.400	1.240	.560	.570	1.750	.730						
4.0	.400	1.240	.560	.570	1.240	.730									
5.0	.400	1.240	.560	.570	1.240	.730									
6.0	.570	1.240	.730	.570	1.240	.730									
10.0	.570	1.750	.730	.570	1.750	.730									

### ELECTRONIC FILM CAPACITORS, INC.

Reidville Industrial Park \* 41 Interstate Lane \* WATERBURY, CONNECTICUT 06705

Phone (203) 755-5629

FAX (203) 755-0659

EFC will manufacture to any non-standard value and size. Please consult factory for special requirements.

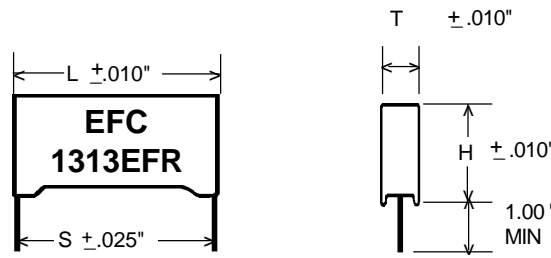


**1313EFR**

**Epoxy Case  
(Radial Leads)**

Lead Specs.  
Tinned Copperweld  
B through E cases: 22 AWG  
F through Q cases: 20 AWG

**Metallized  
Polyester  
Capacitors**



(All dimensions in inches)

**DIMENSIONS and RATINGS**

Cap. $\mu$ F	63/40 VDC/VAC	160/100 VDC/VAC	250/160 VDC/VAC	400/220 VDC/VAC	630/250 VDC/VAC	CASE SIZE	L mm in.	T mm in.	H mm in.	S mm in.
.001	B	B	B	B	C	B	10.5	4	9	7.5
.0012	B	B	B	B	C	C	.413	.157	.354	.295
.0015	B	B	B	B	C		13	4	9	10
.0018	B	B	B	B	C	D	.512	.157	.354	.394
.0022	B	B	B	B	C		13	5	11	10
.0027	B	B	B	B	C	E	.512	.197	.433	.394
.0033	B	B	B	B	C		13	6	12	10
.0039	B	B	B	B	C	F	.512	.236	.472	.394
.0047	B	B	B	B	C		18	5	11	15
.0056	B	B	B	B	C	G	.709	.197	.433	.591
.0068	B	B	B	B	C		18	6	12	15
.0082	B	B	B	B	C	H	.709	.236	.472	.591
.01	B	B	B	B	C		18	7.5	13.5	15
.012	B	B	B	B	D	J	.709	.295	.531	.591
.015	B	B	B	C	D		26.5	6	15	20
.018	B	B	B	C	E	K	1.04	.236	.591	.787
.022	B	B	B	C	E		26.5	7	16	20
.027	B	B	B	C	F	L	1.04	.276	.630	.787
.033	B	B	B	D	F		26.5	6	15	22.5
.039	B	B	C	D	G	M	1.04	.236	.591	.886
.047	B	B	C	D	G		26.5	7	16	22.5
.056	B	B	C	E	H	N	1.04	.276	.630	.886
.068	B	B	C	E	H		26.5	8.5	16.3	22.5
.082	B	B	D	F	H	O	1.04	.335	.642	.886
.1	B	C	D	F	J/L		26.5	10	19	22.5
.12	B	C	D	G	J/L	P	1.04	.394	.748	.886
.15	B	C	E	H	J/L		32	11	20	27.5
.18	C	D	E	H	K/M	Q	1.26	.433	.787	1.08
.22	C	D	F	J/L	N		32	13	22	27.5
.27	C	D	F	J/L	O		1.26	.512	.866	1.08
.33	C	E	G	K/M	P					
.39	D	E	G	K/M	P					
.47	D	F	H	N	Q					
.56	E	G	H	O	Q					
.68	E	G	J/L	O	Q					
.82	F	H	K/M	P						
1.0	F	H	N	P						
1.2	G	H	N	Q						
1.5	G	K/M	P							
2.2	H	N	P							
3.3	K/M	O	Q							
4.7	N	P								
6.8	O									
10.0										

**ELECTRONIC FILM CAPACITORS, INC.**

Reidville Industrial Park \* 41 Interstate Lane \* WATERBURY, CONNECTICUT 06705

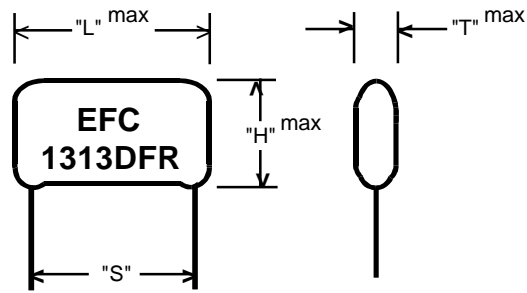
Phone (203) 755-5629

FAX (203) 755-0659

EFC will manufacture to any non-standard value and size. Please consult factory for special requirements.



**Standard  
Metallized  
Polyester  
Capacitors**



**1313DFR**

**Epoxy Dipped  
(Radial Leads)**

Lead Specs. - Tinned Copperweld

L	S	DIA.
10.0	7.5	0.6
12.5	10.0	0.6
18.0	15.0	0.8
26.0	22.5	0.8
31.0	27.5	0.8
44.0	38.0	0.8

(All dimensions in millimeters)

**DIMENSIONS and RATINGS**

Cap.	1313DFR-3 100 VDC			1313DFR-3 160 VDC			1313DFR-3 250 VDC			1313DFR-3 400 VDC			1313DFR-3 630 VDC			1313DFR-3 1000 VDC					
	μF	T	H	L	T	H	L	T	H	L	T	H	L	T	H	L	T	H	L		
.001	4.0	8.0	10.0	4.0	8.0	10.0	4.0	8.0	10.0	4.0	8.0	10.0	4.0	8.0	10.0	4.0	8.0	12.5			
.0012	4.0	8.0	10.0	4.0	8.0	10.0	4.0	8.0	10.0	4.0	8.0	10.0	4.0	8.0	10.0	4.0	8.0	12.5			
.0015	4.0	8.0	10.0	4.0	8.0	10.0	4.0	8.0	10.0	4.0	8.0	10.0	4.0	8.0	10.0	4.0	8.0	12.5			
.0022	4.0	8.0	10.0	4.0	8.0	10.0	4.0	8.0	10.0	4.0	8.0	10.0	4.0	8.0	10.0	4.0	8.0	12.5			
.0027	4.0	8.0	10.0	4.0	8.0	10.0	4.0	8.0	10.0	4.0	8.0	10.0	4.0	8.0	10.0	4.0	8.0	12.5			
.0039	4.0	8.0	10.0	4.0	8.0	10.0	4.0	8.0	10.0	4.0	8.0	10.0	4.0	8.0	10.0	4.0	8.0	12.5			
.0047	4.0	8.0	10.0	4.0	8.0	10.0	4.0	8.0	10.0	4.0	8.0	10.0	4.0	8.0	10.0	4.0	8.0	12.5			
.0056	4.0	8.0	10.0	4.0	8.0	10.0	4.0	8.0	10.0	4.0	8.0	10.0	4.0	8.0	10.0	4.0	8.0	12.5			
.0068	4.0	8.0	10.0	4.0	8.0	10.0	4.0	8.0	10.0	4.0	8.0	10.0	4.0	8.0	10.0	4.0	9.0	12.5	5.0	10.0	12.5
.0082	4.0	8.0	10.0	4.0	8.0	10.0	4.0	8.0	10.0	4.0	8.0	10.0	4.0	8.0	10.0	4.0	8.0	12.5	5.0	10.0	12.5
.01	4.0	8.0	10.0	4.0	8.0	10.0	4.0	8.0	10.0	4.0	8.0	10.0	4.0	8.0	10.0	4.5	9.0	12.5	5.5	11.0	12.5
.012	4.0	8.0	10.0	4.0	8.0	10.0	4.0	8.0	10.0	4.0	8.0	10.0	4.0	8.5	10.0	5.0	10.0	12.5	6.0	12.0	12.5
.015	4.0	8.0	10.0	4.0	8.0	10.0	4.0	8.0	10.0	4.0	8.0	10.0	4.5	9.0	10.0	5.5	11.0	12.5	5.0	10.0	18.0
.018	4.0	8.0	10.0	4.0	8.0	10.0	4.0	8.0	10.0	4.0	8.0	10.0	4.0	9.0	12.5	6.0	11.5	12.5	5.5	11.0	18.0
.022	4.0	8.0	10.0	4.0	8.0	10.0	4.0	8.0	10.0	4.0	8.0	10.0	4.5	9.0	12.5	6.0	12.0	12.5	6.0	12.0	18.0
.027	4.0	8.0	10.0	4.0	8.0	10.0	4.0	8.0	10.0	4.0	8.0	10.0	4.5	9.5	12.5	5.0	10.0	18.0	6.5	12.5	18.0
.033	4.0	8.0	10.0	4.0	8.0	10.0	4.0	8.5	10.0	5.0	10.0	12.5	5.5	11.0	18.0	5.5	11.0	18.0	7.0	13.0	18.0
.039	4.0	8.0	10.0	4.0	8.0	10.0	4.0	9.0	10.0	6.0	11.0	12.5	6.0	11.0	18.0	6.0	11.5	18.0	7.5	13.5	18.0
.047	4.0	8.0	10.0	4.0	8.0	10.0	4.0	8.0	10.0	4.5	9.0	10.0	6.5	12.0	12.5	6.0	12.0	18.0	7.0	13.0	26.0
.056	4.0	8.0	10.0	4.0	8.0	10.0	4.0	9.0	12.5	5.0	10.0	18.0	6.5	12.5	18.0	8.0	15.0	26.0			
.068	4.0	8.0	10.0	4.0	8.0	10.0	4.5	9.0	12.5	5.5	11.0	18.0	7.0	13.0	18.0	8.5	16.0	26.0			
.082	4.0	8.0	10.0	4.0	8.5	10.0	4.5	9.5	12.5	5.5	11.5	18.0	7.5	13.5	18.0	9.0	16.5	26.0			
.1	4.0	8.0	10.0	4.0	9.0	10.0	5.0	10.0	12.5	6.5	12.5	18.0	7.0	13.0	26.0	9.5	18.0	26.0			
.12	4.0	8.0	10.0	5.5	11.0	12.5	5.5	11.0	12.5	7.0	13.0	18.0	8.0	14.0	26.0	9.0	16.5	31.0			
.15	4.0	8.0	10.0	4.5	9.0	12.5	6.5	12.0	12.5	7.5	13.5	18.0	8.5	15.0	26.0	10.0	19.0	31.0			
.18	4.0	8.5	10.0	4.5	9.5	12.5	5.0	10.0	18.0	6.5	12.5	26.0	9.0	17.0	26.0	10.5	20.0	31.0			
.22	4.0	8.5	10.0	5.0	10.0	12.5	5.5	11.0	18.0	7.0	13.0	26.0	10.0	19.0	26.0	11.5	21.0	31.0			
.27	4.0	8.5	10.0	5.5	11.0	12.5	6.0	12.0	18.0	8.0	14.5	26.0	9.5	17.0	31.0	12.5	23.0	31.0			
.33	4.0	9.0	10.0	6.0	12.0	12.5	6.5	12.5	18.0	8.5	16.0	26.0	10.0	19.0	31.0	13.5	25.0	31.0			
.39	4.0	9.0	12.5	5.0	10.0	18.0	7.0	13.0	18.0	9.0	17.0	26.0	11.0	20.5	31.0	14.5	27.0	31.0			
.47	4.5	9.5	12.5	5.5	11.0	18.0	7.5	13.5	18.0	9.5	18.0	26.0	12.0	22.0	31.0	16.5	30.0	31.0			
.56	5.0	10.0	12.5	6.0	12.0	18.0	7.0	13.0	26.0	10.0	19.0	31.0	13.0	23.0	31.0	15.0	27.0	44.0			
.68	5.5	10.5	12.5	7.0	13.0	18.0	8.0	14.0	26.0	10.5	20.0	31.0	13.5	25.0	31.0	16.5	30.0	44.0			
.82	6.0	11.5	12.5	7.5	13.5	18.0	8.5	15.5	26.0	11.5	22.0	31.0	14.5	27.0	31.0	17.0	32.0	44.0			
1.0	6.5	12.0	12.5	8.0	14.0	18.0	9.0	16.5	26.0	13.0	24.0	31.0	16.5	30.0	31.0	20.0	35.0	44.0			
1.2	6.0	12.0	18.0	7.5	13.5	26.0	9.5	17.0	26.0	14.0	25.5	31.0	15.0	27.0	44.0						
1.5	6.5	12.5	18.0	8.0	14.0	26.0	10.0	19.0	26.0	15.5	27.0	31.0	16.5	30.0	44.0						
1.8	7.0	13.0	18.0	8.5	15.5	26.0	9.5	17.0	31.0	16.5	30.3	31.0	18.0	33.0	44.0						
2.2	7.5	13.5	18.0	9.0	17.0	26.0	10.0	19.0	31.0	17.0	32.0	31.0	20.5	36.0	44.0						
2.7	7.0	13.0	26.0	9.5	18.0	26.0	11.5	21.0	31.0	15.5	28.0	44.0									
3.3	7.5	13.5	26.0	10.5	20.0	26.0	15.0	26.0	31.0	17.0	32.0	44.0									
3.9	8.0	14.5	26.0	10.0	19.0	31.0	13.5	25.0	31.0	18.0	33.0	44.0									
4.7	8.5	16.0	26.0	11.0	21.0	31.0	15.0	26.0	31.0	20.0	35.0	44.0									
5.6	9.0	17.0	26.0	12.0	22.0	31.0	14.5	25.0	44.0												
6.8	9.5	18.0	26.0	13.0	24.0	31.0	16.0	30.0	44.0												

EFC will manufacture to any non-standard value and size. Please consult factory for special requirements.

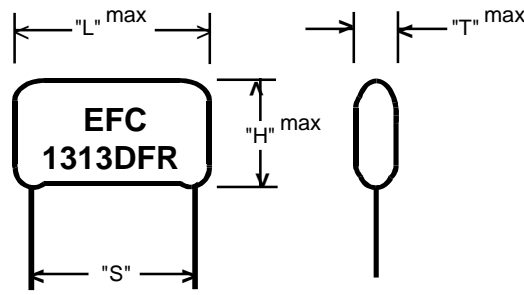
**ELECTRONIC FILM CAPACITORS, INC.**

Reidville Industrial Park \* 41 Interstate Lane \* WATERBURY, CONNECTICUT 06705

Phone (203) 755-5629 \* E-Mail: efc@filmcapacitors.com \* FAX (203) 755-0659



# Miniature Metallized Polyester Capacitors



(All dimensions in millimeters)

## 1313DFR

### Epoxy Dipped (Radial Leads)

Lead Specs. - Tinned Copperweld

L	S	DIA.
7.5	5.0	0.5
10.0	7.5	0.6
12.5	10.0	0.6
18.5	15.0	0.8
26.0	22.5	0.8
31.0	27.5	0.8

## DIMENSIONS and RATINGS

Cap.	1313DFR-2 63 VDC			1313DFR-2 100 VDC			1313DFR-2 250 VDC			1313DFR-2 400 VDC			1313DFR-2 630 VDC						
	T	H	L	T	H	L	T	H	L	T	H	L	T	H	L				
.001	3.5	6.5	7.5	3.5	6.5	7.5	4.0	7.0	10.0										
.0012	3.5	6.5	7.5	3.5	6.5	7.5	4.0	7.0	10.0										
.0015	3.5	6.5	7.5	3.5	6.5	7.5	4.0	7.0	10.0										
.0022	3.5	6.5	7.5	3.5	6.5	7.5	4.0	7.0	10.0										
.0027	3.5	6.5	7.5	4.0	7.0	7.5	4.0	7.5	10.0										
.0039	3.5	6.5	7.5	4.0	7.0	7.5	4.0	7.5	10.0										
.0047	3.5	6.5	7.5	4.0	7.0	7.5	4.0	7.5	10.0										
.0056	3.5	6.5	7.5	4.0	7.0	7.5	4.0	7.5	10.0										
.0068	3.5	6.5	7.5	4.0	7.0	7.5	4.0	7.5	10.0										
.0082	3.5	6.5	7.5	4.0	7.0	7.5	4.0	7.5	10.0										
.01	3.5	6.5	7.5	4.0	7.5	7.5	4.0	7.5	10.0	4.5	7.5	10.0	4.5	7.5	12.5				
.012	3.5	6.5	7.5	4.0	7.5	7.5	4.0	7.5	10.0	4.5	7.5	10.0	4.5	8.0	12.5				
.015	3.5	6.5	7.5	4.0	7.5	7.5	4.5	7.5	10.0	4.5	7.5	10.0	5.0	8.5	12.5				
.018	3.5	6.5	7.5	4.0	7.5	7.5	4.5	7.5	10.0	4.5	7.5	10.0	5.0	9.5	12.5				
.022	3.5	6.5	7.5	4.0	7.5	7.5	4.5	7.5	10.0	5.0	8.5	10.0	5.5	10.0	12.5				
.027	3.5	6.5	7.5	4.0	7.5	7.5	4.5	7.5	10.0	5.5	9.0	10.0	5.5	11.0	12.5				
.033	3.5	6.5	7.5	4.0	7.5	7.5	4.5	7.5	10.0	6.0	9.5	10.0	6.0	12.0	12.5				
.039	3.5	6.5	7.5	4.5	7.5	7.5	4.5	7.5	10.0	5.0	8.0	12.5	6.0	12.5	12.5				
.047	3.5	6.5	7.5	4.5	7.5	7.5	4.5	7.5	10.0	5.0	8.5	12.5	6.5	13.5	12.5				
.056	3.5	6.5	7.5	4.5	8.0	7.5	4.5	8.0	10.0	5.0	9.5	12.5	5.5	10.5	18.5				
.068	3.5	6.5	7.5	5.0	8.5	7.5	4.5	8.0	10.0	5.5	10.5	12.5	6.0	11.0	18.5				
.082	3.5	7.0	7.5	5.0	9.5	7.5	5.0	8.5	10.0	6.0	11.0	12.5	6.5	12.0	18.5				
.1	4.0	7.0	7.5	5.0	10.0	7.5	6.0	8.5	10.0	6.5	12.0	12.5	6.5	13.5	18.5				
.12	4.0	7.0	7.5	4.5	7.5	10.0	6.0	9.0	10.0	5.0	10.0	18.5	6.5	14.5	18.5				
.15	4.0	7.5	7.5	4.5	7.5	10.0	6.0	11.0	10.0	5.0	12.5	18.5	7.5	15.5	18.5				
.18	4.0	8.0	7.5	5.0	10.0	12.5	5.0	10.0	12.5	5.5	12.5	18.5	8.0	16.0	18.5				
.22	4.0	8.5	7.5	5.0	8.5	10.0	5.5	10.5	12.5	6.0	13.0	18.5	9.0	16.5	18.5				
.27	4.5	9.0	7.5	5.5	10.0	10.0	6.0	11.5	12.5	6.5	14.5	18.5	7.0	16.5	26.0				
.33	4.5	8.5	10.0	6.0	10.5	10.0	6.5	12.0	12.5	7.0	15.0	18.5	8.0	17.0	26.0				
.39	5.0	8.5	10.0	6.0	11.0	10.0	5.0	12.0	18.5	7.5	15.5	18.5	8.5	18.0	26.0				
.47	5.0	9.0	10.0	6.0	12.0	10.0	5.5	12.5	18.5	8.0	17.0	18.5	9.5	18.5	26.0				
.56	5.0	10.0	10.0	5.5	11.0	12.5	5.5	13.0	18.5	6.5	16.0	26.0	10.0	20.0	26.0				
.68	5.5	11.0	10.0	6.0	12.0	12.5	6.0	13.5	18.5	7.0	16.5	26.0	11.5	21.0	26.0				
.82	6.0	12.0	10.0	6.0	13.5	12.5	6.5	14.5	18.5	8.0	17.5	26.0	11.5	20.5	31.0				
1.0	6.0	12.5	10.0	7.0	14.0	12.5	7.5	15.0	18.5	8.5	19.0	26.0	12.5	22.0	31.0				
1.2	6.0	12.0	12.5	5.5	13.0	18.5	8.0	16.0	18.5	9.5	19.0	26.0	13.5	23.0	31.0				
1.5	6.5	12.5	12.5	6.0	13.5	18.5	9.0	17.0	18.5	9.5	19.0	31.0	15.5	25.0	31.0				
1.8	6.5	13.5	12.5	6.5	14.5	18.5	7.5	15.5	26.0	11.0	20.5	31.0	17.0	27.0	31.0				
2.2	5.0	10.0	18.5	7.0	15.0	18.5	8.5	16.5	26.0	12.5	22.0	31.0	19.5	29.0	31.0				
2.7	5.5	11.0	18.5	8.0	16.0	18.5	9.5	17.0	26.0	13.5	23.0	31.0							
3.3	6.0	11.5	18.5	8.5	16.5	18.5	10.5	18.0	26.0	15.0	25.0	31.0							
3.9	6.5	12.0	18.5	7.0	16.5	26.0	11.0	20.5	26.0	16.5	27.0	31.0							
4.7	7.0	13.0	18.5	7.5	17.0	26.0	12.0	21.5	26.0	19.5	30.0	31.0							
5.6	8.0	14.0	18.5	8.5	17.5	26.0	12.0	21.0	31.0										
6.8	8.5	15.0	18.5	9.0	18.5	26.0	13.0	22.5	31.0										

EFC will manufacture to any non-standard value and size. Please consult factory for special requirements.

### ELECTRONIC FILM CAPACITORS, INC.

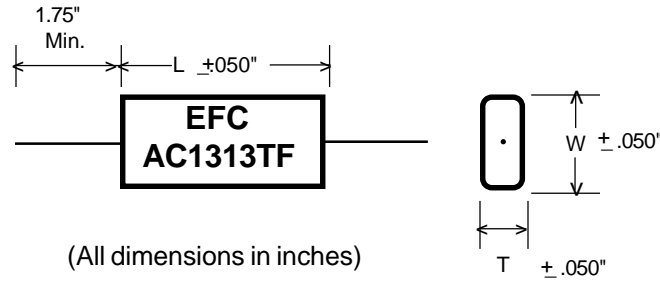
Reidville Industrial Park \* 41 Interstate Lane \* WATERBURY, CONNECTICUT 06705

Phone (203) 755-5629 \* E-Mail: efc@filmcapacitors.com \* FAX (203) 755-0659



# Metallized Polyester Capacitors

## AC1313TF



**Oval  
Wrap and Fill**

Lead Specs  
Tinned Copperweld  
Under .250D = 24 AWG  
.250 - .440D = 22 AWG  
Above .440D = 20 AWG

## DIMENSIONS and RATINGS

Cap. μF	AC1313TF-3 150 VAC 60 HZ			AC1313TF-3 250 VAC 60 HZ		
	T	W	L	T	W	L
.047	.125	.250	.625	.140	.265	.625
.056	.125	.250	.625	.140	.312	.625
.068	.125	.250	.625	.140	.312	.625
.082	.125	.250	.625	.171	.375	.625
.1	.125	.250	.625	.171	.375	.625
.12	.140	.312	.625	.140	.312	1.000
.15	.156	.343	.625	.140	.312	1.000
.18	.171	.343	.625	.171	.343	1.000
.22	.171	.343	.625	.171	.343	1.000
.27	.140	.265	1.000	.203	.406	1.000
.33	.156	.343	1.000	.203	.406	1.000
.39	.140	.312	1.000	.218	.515	1.000
.47	.156	.343	1.000	.218	.515	1.000
.56	.171	.375	1.000	.265	.562	1.000
.68	.171	.375	1.000	.265	.562	1.000
.82	.187	.484	1.000	.234	.531	1.500
1.0	.187	.484	1.000	.234	.531	1.500
1.5	.234	.578	1.000	.296	.593	1.500
2.0	.281	.578	1.000	.328	.718	1.500
2.5	.296	.640	1.500	.437	.921	2.000
3.0	.328	.718	1.500	.421	.906	2.500
4.0	.312	.703	2.000	.468	1.062	2.500
5.0	.359	.750	2.000	.546	1.140	2.500
6.0	.343	.734	2.500	.578	1.265	2.500
7.0	.375	.785	2.500	.640	1.328	2.500
8.0	.375	.859	2.500	.640	1.421	2.500
10.0	.421	.908	2.500	.765	1.546	2.500
12.0	.488	1.062	2.500			

**NOTES:**

1. EFC Series AC1313TF capacitors are designed for general purpose 60 HZ applications.
2. Quality AC applications are assured through the use of specially metallized dielectrics and end terminations.
3. For 85 °C operation, a 75% derating is recommended.

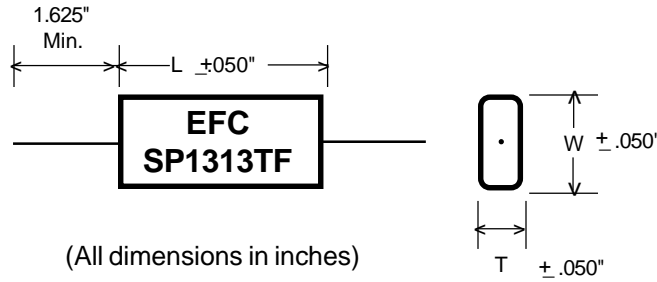
**ELECTRONIC FILM CAPACITORS, INC.**

Reidville Industrial Park \* 41 Interstate Lane \* WATERBURY, CONNECTICUT 06705  
Phone (203) 755-5629 FAX (203) 755-0659



**SP1313TF**

**Metallized Polyester Capacitors**



**Oval Wrap and Fill**

**DIMENSIONS and RATINGS**

Cap. μF	SP1313TF-3 250 VDC			LEAD GAUGE	I <sub>RMS</sub> AMPS	I <sub>PEAK</sub> AMPS	100 kHz ESR (Max.)
	T	W	L				
1.0	.360	.560	1.125	20 AWG	2.0	7.0	41 mΩ
1.5	.450	.650	1.125	20 AWG	2.0	11.0	34 mΩ
2.2	.500	.800	1.125	20 AWG	3.0	16.0	28 mΩ
3.3	.550	.840	1.250	20 AWG	4.0	19.0	23 mΩ
4.7	.620	1.010	1.250	18 AWG	4.0	26.0	19 mΩ

Cap. μF	SP1313TF-3 400 VDC			LEAD GAUGE	I <sub>RMS</sub> AMPS	I <sub>PEAK</sub> AMPS	100 kHz ESR (Max.)
	T	W	L				
1.0	.550	.850	1.200	20 AWG	2.0	10.0	41 mΩ
1.5	.690	.990	1.200	18 AWG	3.0	14.0	34 mΩ
2.2	.630	1.020	1.560	18 AWG	4.0	16.0	28 mΩ
3.3	.790	1.180	1.560	18 AWG	4.0	23.0	23 mΩ
4.7	.960	1.360	1.560	18 AWG	4.0	33.0	19 mΩ

Insulation Resistance (Min.)	+25 °C	+85 °C
Megohms x Microfarads	30,000	3,000
Need not exceed (Megohms)	50,000	3,000

**NOTES:** EFC series SP1313TF capacitors are designed specifically for Switching Power Supply applications, where current and LOW E.S.R. values are important. Capacitance drift over time, due to humidity, temperature cycling or operation life are negligible. Electrical characteristics, such as insulation resistance (I.R.), dissipation factor and dielectric absorption are superior in this Metallized Polyester capacitor as compared to the characteristics displayed by Electrolytic Capacitors. In switching power supply applications requiring medium current, the size and weight savings of the series SP1313TF capacitors coupled with the superior electrical characteristics mentioned above make SP1313TF capacitors the ideal choice in your new or existing switching power supply.

Case is flame retardant - tape wrap construction with epoxy end seals.

Capacitance Tolerance: Standard is +/- 20%. Also available is +/- 10% and +/- 5%. The tolerance applies when measured at 1000 +/- 20 Hz at 25 °C.

Temperature Range: -55 °C to +100 °C.

Humidity Resistance: Tested as outlined in MIL-STD-202C, method 103B, condition A. After final condition IR, no less than 1/2 minimum values listed in table above. Dielectric strength to withstand test as outlined in par. 3.4. One failure allowed of 18 units tested.

**ELECTRONIC FILM CAPACITORS, INC.**

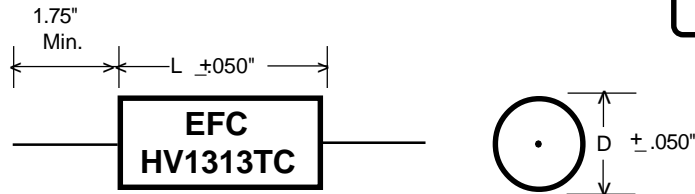
Reidville Industrial Park \* 41 Interstate Lane \* WATERBURY, CONNECTICUT 06705

Phone (203) 755-5629

FAX (203) 755-0659



**High Voltage  
Metallized  
Polyester  
Capacitors**



**HV1313TC**

**Tubular  
Wrap and Fill**

Lead Specs.  
Tinned Copperweld  
Under .250D = 24 AWG  
.250 - .440D = 22 AWG  
Above .440D = 20 AWG

(All dimensions in inches)

**DIMENSIONS and RATINGS**

Cap. $\mu$ F	HV1313TC-3 2000 VDC		HV1313TC-3 3000 VDC		HV1313TC-3 4000 VDC		HV1313TC-3 5000 VDC		HV1313TC-3 6000 VDC		HV1313TC-3 8000 VDC		HV1313TC-3 10000 VDC		HV1313TC-3 15000 VDC	
	D	L	D	L	D	L	D	L	D	L	D	L	D	L	D	L
.001	.218	1.25	.250	1.25	.250	1.25	.250	1.312	.250	1.312	.250	1.812	.281	2.00	.453	2.375
.0012	.218	1.25	.250	1.25	.250	1.25	.250	1.312	.250	1.312	.265	1.812	.312	2.00	.468	2.375
.0015	.218	1.25	.250	1.25	.250	1.25	.250	1.312	.265	1.312	.281	1.812	.328	2.00	.531	2.375
.0018	.218	1.25	.250	1.25	.250	1.25	.250	1.312	.296	1.312	.296	1.812	.359	2.00	.578	2.375
.0022	.218	1.25	.250	1.25	.250	1.25	.250	1.312	.312	1.312	.328	1.812	.387	2.00	.658	2.375
.0027	.218	1.25	.250	1.25	.250	1.25	.282	1.312	.343	1.312	.375	1.812	.437	2.00	.703	2.375
.0033	.218	1.25	.250	1.25	.265	1.25	.296	1.312	.375	1.312	.390	1.812	.468	2.00	.562	3.00
.0039	.218	1.25	.250	1.25	.281	1.25	.312	1.312	.406	1.312	.437	1.812	.515	2.00	.609	3.00
.0047	.218	1.25	.250	1.25	.312	1.25	.343	1.312	.343	1.687	.468	1.812	.562	2.00	.656	3.00
.0056	.218	1.25	.250	1.25	.328	1.25	.375	1.312	.375	1.687	.500	1.812	.608	2.00	.716	3.00
.0068	.218	1.25	.250	1.25	.358	1.25	.406	1.312	.406	1.687	.546	1.812	.671	2.00	.781	3.00
.0082	.218	1.25	.265	1.25	.375	1.25	.343	1.687	.437	1.687	.484	2.312	.734	2.00	.859	3.00
.01	.218	1.25	.286	1.25	.408	1.25	.375	1.687	.484	1.687	.531	2.312	.796	2.00	.937	3.00
.012	.234	1.25	.317	1.25	.445	1.25	.406	1.687	.531	1.687	.562	2.312	.875	2.00	1.031	3.00
.015	.250	1.25	.343	1.25	.375	1.75	.437	1.687	.578	1.687	.625	2.312	.750	2.625	1.156	3.00
.018	.265	1.25	.375	1.25	.406	1.75	.500	1.687	.531	2.062	.687	2.312	.796	2.625		
.022	.296	1.25	.406	1.25	.428	1.75	.531	1.687	.578	2.062	.750	2.312	.875	2.625		
.027	.312	1.25	.359	1.75	.484	1.75	.578	1.687	.640	2.062	.875	2.312	.968	2.625		
.033	.343	1.25	.375	1.75	.531	1.75	.531	2.062	.703	2.062	.906	2.312	1.062	2.625		
.039	.375	1.25	.437	1.75	.562	1.75	.593	2.062	.796	2.062	.843	2.812				
.047	.359	1.50	.453	1.75	.515	2.25	.625	2.062	.828	2.062	.921	2.812				
.056	.375	1.50	.468	1.75	.562	2.25	.687	2.062	.906	2.062	1.000	2.812				
.068	.406	1.50	.453	2.25	.608	2.25	.750	2.062	.875	2.437	1.125	2.812				
.082	.453	1.50	.484	2.25	.671	2.25	.734	2.437	.953	2.437	1.250	2.812				
.1	.500	1.50	.531	2.25	.734	2.25	.875	2.437	1.062	2.437	1.375	2.812				

**NOTES:**

1. EFC Series HV1313TC capacitors are designed for use with high voltage rectifiers, power supplies for electrostatic copiers and televisions, etc.
2. Maximum recommended operating temperature is +85 °C.

**ELECTRONIC FILM CAPACITORS, INC.**

Reidville Industrial Park \* 41 Interstate Lane \* WATERBURY, CONNECTICUT 06705  
Phone (203) 755-5629 FAX (203) 755-0659

EFC will manufacture to any non-standard value and size. Please consult factory for special requirements.

This datasheet has been downloaded from:

[www.DatasheetCatalog.com](http://www.DatasheetCatalog.com)

Datasheets for electronic components.



LittleDiode supplies new, hard to find or obsolete electronic components and semiconductors all over the world.

With over two million different components listed you are sure to find the part you need.

Feel free to visit us today at our online store:

[LittleDiode.com](http://LittleDiode.com)

Looking forward to providing you with the best possible service.