

PNP Silicon Planar Transistors

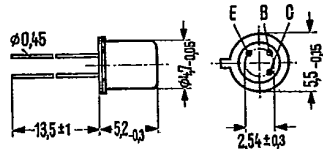
BCY 77
BCY 78
BCY 79

25C 04325 D

SIEMENS AKTIENGESELLSCHAFT

BCY 77, BCY 78, and BCY 79 are epitaxial PNP silicon planar transistors in TO 18 cases (18 A 3 DIN 41876). The collector is electrically connected to the case. The transistors are particularly suitable for low noise AF input and driver stages. They can be used as complementary types to BCY 58, BCY 59, and BCY 65 E.

Type	Ordering code
BCY 77	Q62702-C327
BCY 77 VII	Q62702-C327-V1
BCY 77 VIII	Q62702-C327-V2
BCY 77 IX	Q62702-C327-V3
BCY 78	Q60203-Y78
BCY 78 VII	Q60203-Y78-G
BCY 78 VIII	Q60203-Y78-H
BCY 78 IX	Q60203-Y78-J
BCY 78 X	Q60203-Y78-K
BCY 79	Q60203-Y79
BCY 79 VII	Q60203-Y79-G
BCY 79 VIII	Q60203-Y79-H
BCY 79 IX	Q60203-Y79-J



Approx. weight 0.3 g Dimensions in mm

Maximum ratings

	BCY 77	BCY 78	BCY 79	
Collector-emitter voltage	60	32	45	V
Collector-emitter voltage	60	32	45	V
Emitter-base voltage	5	5	5	V
Collector current	100	200	200	mA
Base current	50	50	50	mA
Junction temperature	200	200	200	°C
Storage temperature range		-65 to +200		°C
Total power dissipation ($T_{case} = 45^\circ\text{C}$)	1	1	1	W

Thermal resistance

	BCY 77	BCY 78	BCY 79	
Junction to ambient air	$R_{thJA} \leq 450$	≤ 450	≤ 450	K/W
Junction to case	$R_{thJC} \leq 150$	≤ 150	≤ 150	K/W

SIEMENS AKTIENGESELLSCHAFT

Static characteristics ($T_{amb} = 25^{\circ}\text{C}$)

The transistors BCY 77, BCY 78, and BCY 79 are classified in groups of DC current gain h_{FE} and marked by Roman numerals.

Type	BCY 77 BCY 78 BCY 79	BCY 77 BCY 78 BCY 79	BCY 77 BCY 78 BCY 79	- BCY 78 -	BCY 77 BCY 78 BCY 79	
h_{FE} group	VII	VIII	IX	X		
$-V_{CE}$ V	$-I_C$ mA	h_{FE} I_C/I_B	h_{FE} I_C/I_B	h_{FE} I_C/I_B	h_{FE} I_C/I_B	$-V_{BE}$ V
5	0.01	140	200 (>30)	270 (>40)	340 (>100)	0.55
6	2	170 (120 to 220)	250 (180 to 310)	350 (250 to 460)	500 (380 to 630)	0.65 (0.6 to 0.75)*
1	10	180 (>80)	260 (120 to 400)	360 (160 to 630)	500 (240 to 1000)	0.68
1 ¹⁾	100	>40	>45	>60	>60	0.75
1 ²⁾	50	>40	>45	>60	>60	0.72

Saturation voltages

($I_C = 10\text{ mA}$; $I_B = 0.25\text{ mA}$)
 ($I_C = 100\text{ mA}$; $I_B = 2.5\text{ mA}$)¹⁾
 ($I_C = 50\text{ mA}$; $I_B = 1.25\text{ mA}$)²⁾

$-V_{CEsat}$	$-V_{BEsat}$	
0.12 (<0.25)	0.7 (<0.85)	V
0.4 (<0.8)	0.85 (<1.2)	V
0.4 (<0.8)	0.85 (<1.2)	V

1) applies only to BCY 78, BCY 79
 2) applies only to BCY 77
 *) AQL = 0.85%

Static characteristics ($T_{amb} = 25^{\circ}\text{C}$)		BCY 77	BCY 78	BCY 79	
Collector cutoff current ($-V_{CES} = 50\text{ V}$)	$-I_{CES}$	2 (<20)	-	-	nA*
Collector cutoff current ($-V_{CES} = 25\text{ V}$)	$-I_{CES}$	-	2 (<20)	-	nA*
Collector cutoff current ($-V_{CES} = 35\text{ V}$)	$-I_{CES}$	-	-	2 (<20)	nA*
Collector cutoff current ($-V_{CES} = 60\text{ V}$)	$-I_{CES}$	<100	-	-	nA*
Collector cutoff current ($-V_{CES} = 32\text{ V}$)	$-I_{CES}$	-	<100	-	nA
Collector cutoff current ($-V_{CES} = 45\text{ V}$)	$-I_{CES}$	-	-	<100	nA
Collector cutoff current ($-V_{CES} = 60\text{ V}; T_{amb} = 150^{\circ}\text{C}$)	$-I_{CES}$	<10	-	-	μA
Collector cutoff current ($-V_{CES} = 25\text{ V}; T_{amb} = 150^{\circ}\text{C}$)	$-I_{CES}$	-	<10	-	μA
Collector cutoff current ($-V_{CES} = 35\text{ V}; T_{amb} = 150^{\circ}\text{C}$)	$-I_{CES}$	-	-	<10	μA
Collector cutoff current ($-V_{CE} = 60\text{ V}; V_{BE} = 0.2\text{ V};$ $T_{amb} = 100^{\circ}\text{C}$)	$-I_{CEX}$	<20	-	-	μA
Collector cutoff current ($-V_{CE} = 32\text{ V}; V_{BE} = 0.2\text{ V};$ $T_{amb} = 100^{\circ}\text{C}$)	$-I_{CEX}$	-	<20	-	μA
Collector cutoff current ($-V_{CE} = 45\text{ V}; V_{BE} = 0.2\text{ V};$ $T_{amb} = 100^{\circ}\text{C}$)	$-I_{CEX}$	-	-	<20	μA
Emitter cutoff current ($-V_{EBO} = 4\text{ V}$)	$-I_{EBO}$	<20	<20	<20	nA*
Emitter-base breakdown voltage ($-I_{EBO} = 1\text{ }\mu\text{A}$)	$-V_{(BR)EBO}$	>5	>5	>5	V*
Collector-emitter breakdown voltage ($-I_{CEO} = 2\text{ mA}$)	$-V_{(BR)CEO}$	>60	>32	>45	V*
Collector-emitter breakdown voltage ($-I_{CES} = 10\text{ }\mu\text{A}$)	$-V_{(BR)CES}$	>60	>32	>45	V

* AQL = 0.65%

SIEMENS AKTIENGESELLSCHAFT

Dynamic characteristics ($T_{amb} = 25^\circ\text{C}$)

BCY 77, BCY 78, BCY 79

Transition frequency ($-I_C = 10\text{ mA}; -V_{CE} = 5\text{ V}; f = 100\text{ MHz}$)	f_T	180	MHz
Collector-base capacitance ($-V_{CBO} = 10\text{ V}; f = 1\text{ MHz}$)	C_{CBO}	4.5 (<7)	pF
Emitter-base capacitance ($-V_{EBO} = 0.5\text{ V}; f = 1\text{ MHz}$)	C_{EBO}	11 (<15)	pF
Noise figure ($-I_C = 0.2\text{ mA}; -V_{CE} = 5\text{ V}; R_g = 2\text{ k}\Omega;$ $f = 1\text{ kHz}; \Delta f = 200\text{ Hz}$)	NF	2 (<6)	dB

Four-pole parameter ($-I_C = 2\text{ mA}; -V_{CE} = 5\text{ V}; f = 1\text{ kHz}$)

Type	BCY 77 BCY 78 BCY 79	BCY 77 BCY 78 BCY 79	BCY 77 BCY 78 BCY 79	- BCY 78 -	
h_{FE} group	VII	VIII	IX	X	
h_{11e}	2.7 (1.6-4.5)	3.6 (2.5-6)	4.5 (3.2-8.5)	7.5	k Ω
h_{12e}	1.5	2	2	3	10^{-4}
h_{21e}	200	260	330	520	-

Switching times

BCY 77, BCY 78, BCY 79 Operating point:

$I_C: I_{B1}: I_{B2}$ 10:1:1 mA; $R_1 = 5\text{ k}\Omega; R_2 = 5\text{ k}\Omega; V_{BB} = 3.6\text{ V}; R_L = 990\ \Omega$

t_d	35	ns	t_s	400	ns
t_r	50	ns	t_f	80	ns
t_{on}	85 (<150)	ns	t_{off}	480 (<800)	ns

BCY 78, BCY 79 Operating point:

$I_C: I_{B1}: I_{B2}$ approx. 100:10:10 mA; $R_1 = 500\ \Omega; R_2 = 700\ \Omega; V_{BB} = 5\text{ V}; R_L = 98\ \Omega$

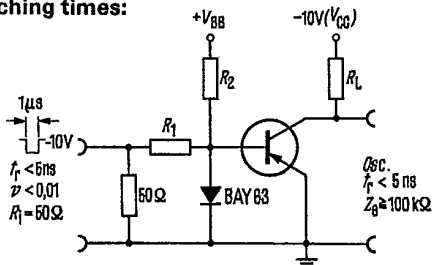
t_d	5	ns	t_s	250	ns
t_r	50	ns	t_f	200	ns
t_{on}	55 (<150)	ns	t_{off}	450 (<800)	ns

BCY 77 Operating point:

$I_C: I_{B1}: I_{B2}$ approx. 50:5:5 mA; $R_1 = 1\text{ k}\Omega; R_2 = 1.3\text{ k}\Omega; V_{BB} = 4.7\text{ V}; R_L = 195\ \Omega$

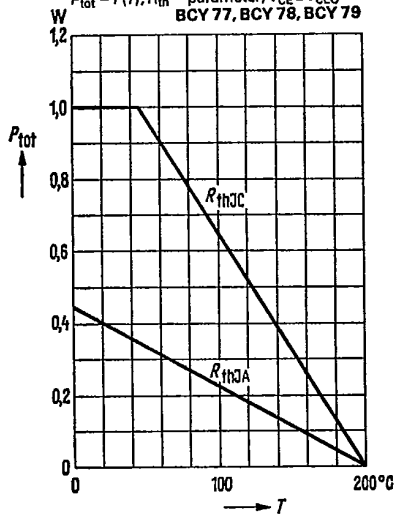
t_d	15	ns	t_s	300	ns
t_r	50	ns	t_f	150	ns
t_{on}	65 (<150)	ns	t_{off}	450 (<800)	ns

Test circuit for switching times:

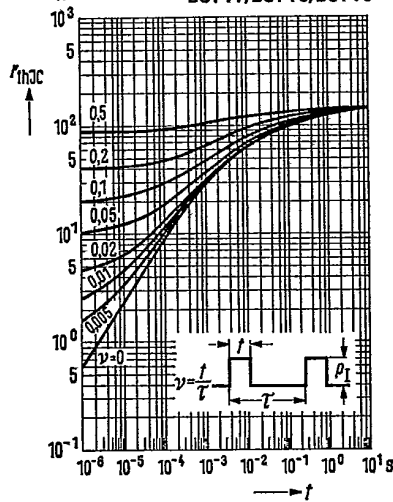


SIEMENS AKTIENGESELLSCHAFT

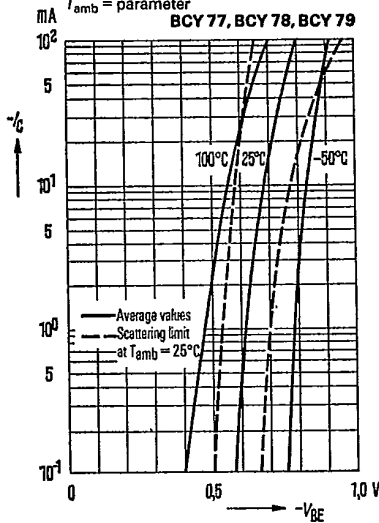
Total perm. power dissipation versus temperature
 $P_{tot} = f(T); R_{th} = \text{parameter}; V_{CE} \leq V_{CE0}$
 BCY 77, BCY 78, BCY 79



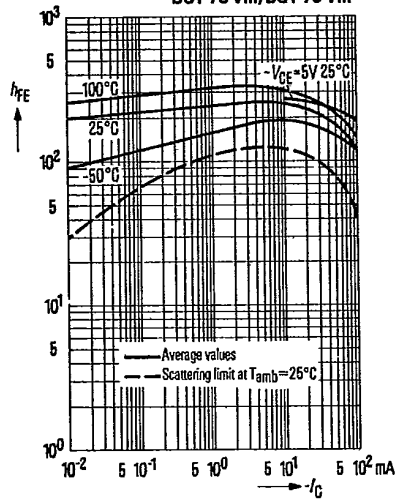
Permissible pulse load
 $r_{thJC} = f(t); v = \text{parameter}$
 BCY 77, BCY 78, BCY 79



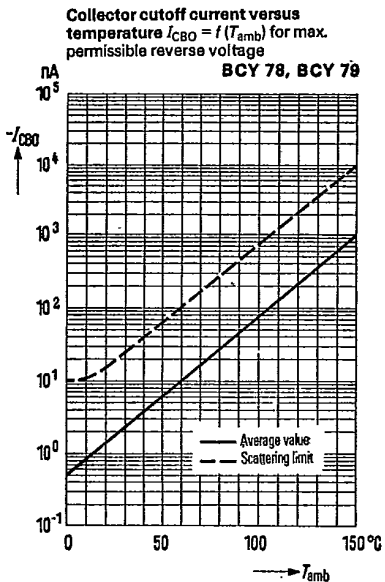
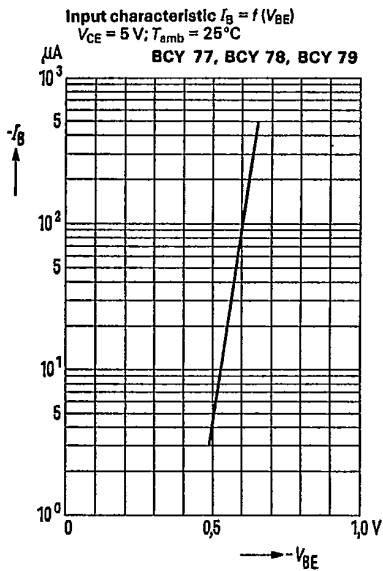
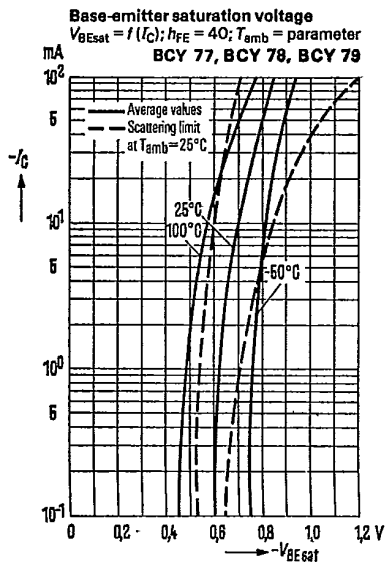
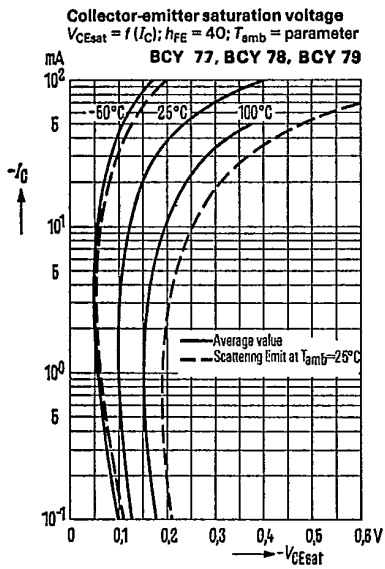
Collector current $I_C = f(V_{BE})$
 $(V_{CE} = 1V)$
 $T_{amb} = \text{parameter}$
 BCY 77, BCY 78, BCY 79



DC current gain $h_{FE} = f(I_C)$
 $V_{CE} = 1V; T_{amb} = \text{parameter}$
 BCY 78 VIII, BCY 79 VIII



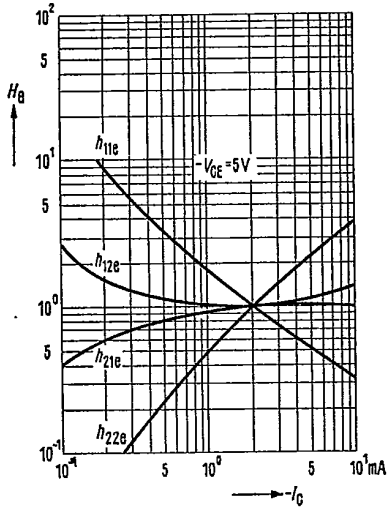
SIEMENS AKTIENGESELLSCHAFT



h-parameter versus collector current

$$H_o = \frac{h_o(I_c)}{h_o(I_c = 2 \text{ mA})} = f(I_c)$$

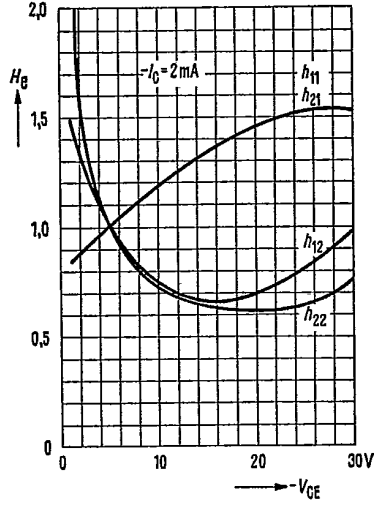
BCY 77, BCY 78, BCY 79



h-parameter versus collector-emitter voltage

$$H_o = \frac{h_o(V_{CE})}{h_o(V_{CE} = 5 \text{ V})} = f(V_{CE})$$

BCY 77, BCY 78, BCY 79



Collector-base capacitance

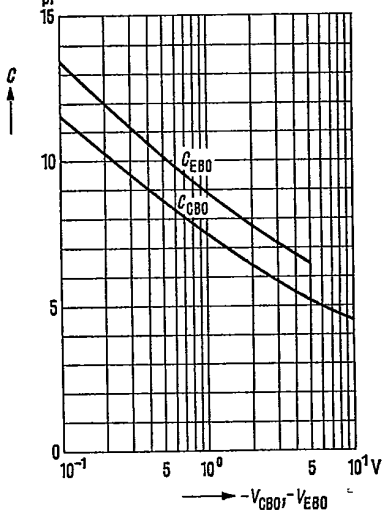
$$C_{CB0} = f(V_{CB0})$$

Emitter-base capacitance

$$C_{EB0} = f(V_{EB0})$$

f = 1 MHz; T_amb = 25°C

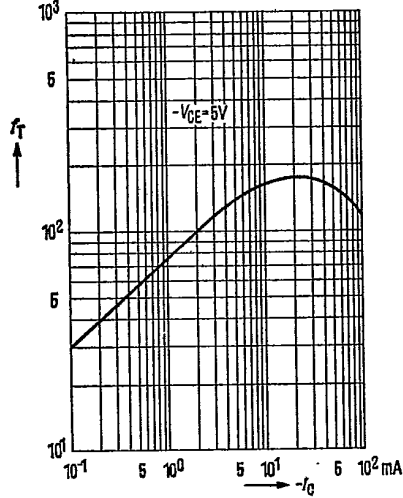
BCY 78, BCY 79



Transition frequency f_T = f(I_c)

-V_CE = 5V; T_amb = 25°C

BCY 78, BCY 79





LittleDiode supplies new, hard to find or obsolete electronic components and semiconductors all over the world.

With over two million different components listed you are sure to find the part you need.

Feel free to visit us today at our online store:

LittleDiode.com

Looking forward to providing you with the best possible service.