



## PowerMOS transistor

BUK445-600A  
BUK445-600B

T-39-09

## RATINGS

Limiting values in accordance with the Absolute Maximum System (IEC 134)

SYMBOL	PARAMETER	CONDITIONS	MIN.	MAX.		UNIT
				-600A	-600B	
$V_{DS}$	Drain-source voltage	-	-	600		V
$V_{DGR}$	Drain-gate voltage	$R_{GS} = 20 \text{ k}\Omega$	-	600		V
$\pm V_{GS}$	Gate-source voltage	-	-	30		V
$I_D$	Drain current (DC)	$T_{hs} = 25 \text{ }^\circ\text{C}$	-	2.5	2.2	A
$I_D$	Drain current (DC)	$T_{hs} = 100 \text{ }^\circ\text{C}$	-	1.6	1.4	A
$I_{DM}$	Drain current (pulse peak value)	$T_{hs} = 25 \text{ }^\circ\text{C}$	-	10	8.8	A
$P_{tot}$	Total power dissipation	$T_{hs} = 25 \text{ }^\circ\text{C}$	-	30		W
$T_{stg}$	Storage temperature	-	-55	150		$^\circ\text{C}$
$T_j$	Junction Temperature	-	-	150		$^\circ\text{C}$

## THERMAL RESISTANCES

From junction to heatsink From junction to ambient	with heatsink compound	$R_{th\ j-hs} = 4.1 \text{ K/W}$ $R_{th\ j-a} = 55 \text{ K/W}$
---	------------------------	--

## STATIC CHARACTERISTICS

 $T_{hs} = 25 \text{ }^\circ\text{C}$  unless otherwise specified

SYMBOL	PARAMETER	CONDITIONS	MIN.	TYP.	MAX.	UNIT
$V_{(BR)DSS}$	Drain-source breakdown voltage	$V_{GS} = 0 \text{ V}; I_D = 0.25 \text{ mA}$	600	-	-	V
$V_{GS(TH)}$	Gate threshold voltage	$V_{DS} = V_{GS}; I_D = 1 \text{ mA}$	2.1	3.0	4.0	V
$I_{DSS}$	Zero gate voltage drain current	$V_{DS} = 600 \text{ V}; V_{GS} = 0 \text{ V}; T_j = 25 \text{ }^\circ\text{C}$	-	2	20	$\mu\text{A}$
$I_{DSS}$	Zero gate voltage drain current	$V_{DS} = 600 \text{ V}; V_{GS} = 0 \text{ V}; T_j = 125 \text{ }^\circ\text{C}$	-	0.1	1.0	mA
$I_{GSS}$	Gate source leakage current	$V_{GS} = \pm 30 \text{ V}; V_{DS} = 0 \text{ V}$	-	10	100	nA
$R_{DS(ON)}$	Drain-source on-state resistance	$V_{GS} = 10 \text{ V}; I_D = 2.5 \text{ A}$	-	1.7	2.0	$\Omega$
		BUK445-600A	-	2.1	2.5	$\Omega$
		BUK445-600B	-	2.1	2.5	$\Omega$

## DYNAMIC CHARACTERISTICS

 $T_{hs} = 25 \text{ }^\circ\text{C}$  unless otherwise specified

SYMBOL	PARAMETER	CONDITIONS	MIN.	TYP.	MAX.	UNIT
$g_{fs}$	Forward transconductance	$V_{DS} = 25 \text{ V}; I_D = 2.5 \text{ A}$	3.5	4.5	-	S
$C_{iss}$	Input capacitance	$V_{GS} = 0 \text{ V}; V_{DS} = 25 \text{ V}; f = 1 \text{ MHz}$	-	750	1000	pF
$C_{oss}$	Output capacitance		-	90	140	pF
$C_{rss}$	Feedback capacitance		-	40	70	pF
$t_{don}$	Turn-on delay time	$V_{DD} = 30 \text{ V}; I_D = 2.6 \text{ A}; V_{GS} = 10 \text{ V}; R_{GS} = 50 \text{ } \Omega;$	-	10	45	ns
$t_r$	Turn-on rise time	$R_{gen} = 50 \text{ } \Omega$	-	45	60	ns
$t_{doff}$	Turn-off delay time		-	100	140	ns
$t_f$	Turn-off fall time		-	40	65	ns
$L_d$	Internal drain inductance	Measured from drain lead 6 mm from package to centre of die	-	4.5	-	nH
$L_s$	Internal source inductance	Measured from source lead 6 mm from package to source bond pad	-	7.5	-	nH

## ISOLATION

 $T_{hs} = 25 \text{ }^\circ\text{C}$  unless otherwise specified

SYMBOL	PARAMETER	CONDITIONS	MIN.	TYP.	MAX.	UNIT
$V_{isol}$	Repetitive peak voltage from all three terminals to external heatsink	R.H. $\leq 65\%$ ; clean and dustfree	-	-	1500	V
$C_{isol}$	Capacitance from T2 to external heatsink	$f = 1 \text{ MHz}$	-	12	-	pF

**PowerMOS transistor**

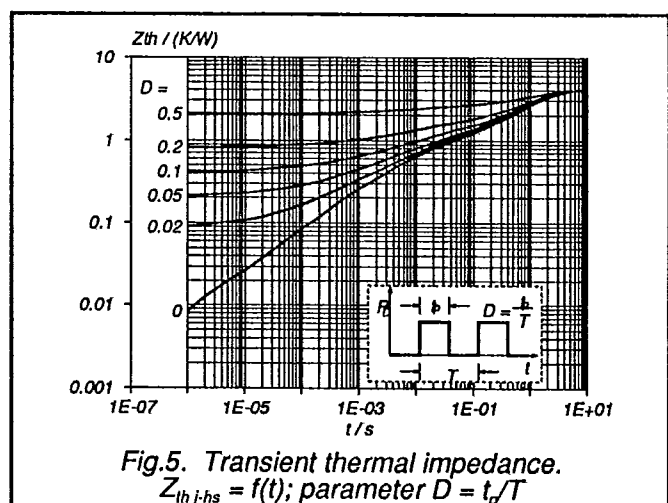
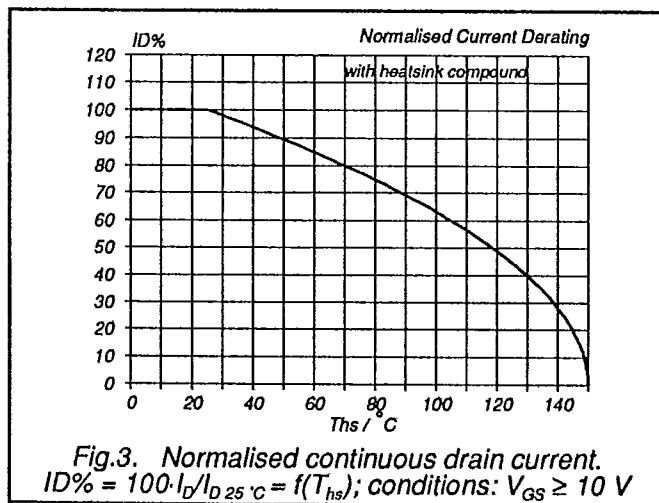
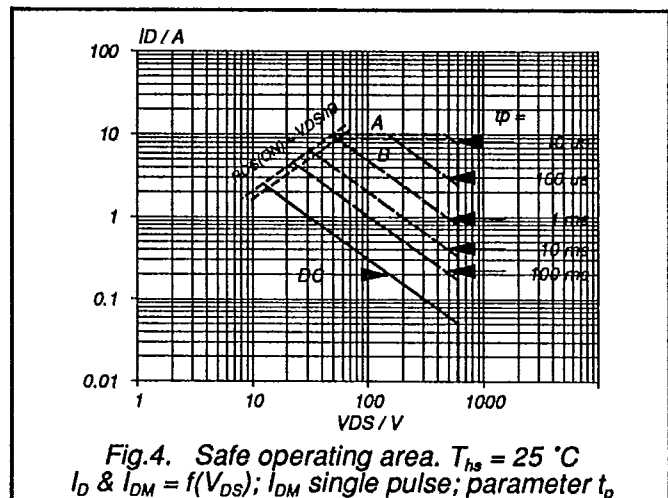
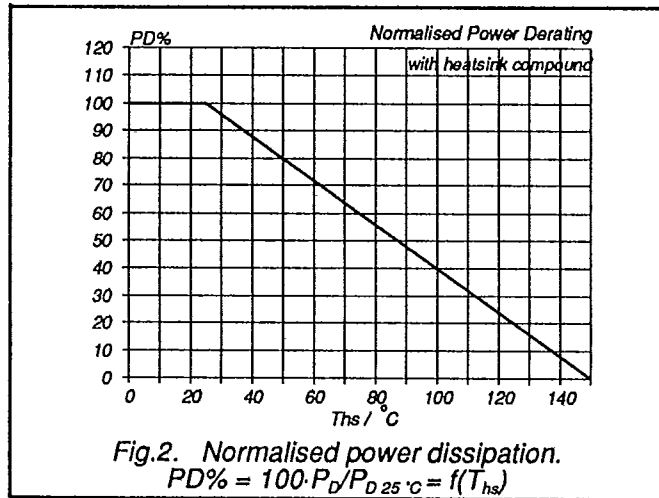
**BUK445-600A  
BUK445-600B**

T-39-09

**REVERSE DIODE RATINGS AND CHARACTERISTICS**

$T_{hs} = 25\text{ }^\circ\text{C}$  unless otherwise specified

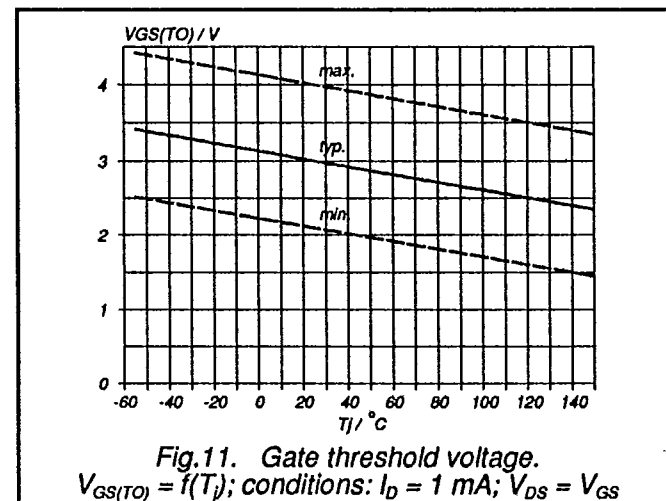
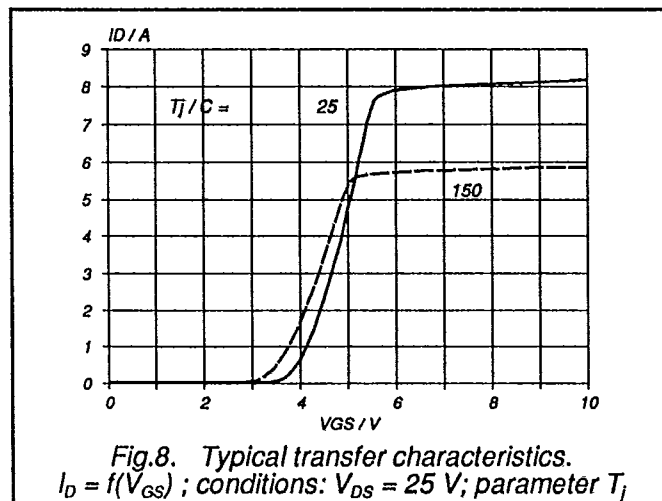
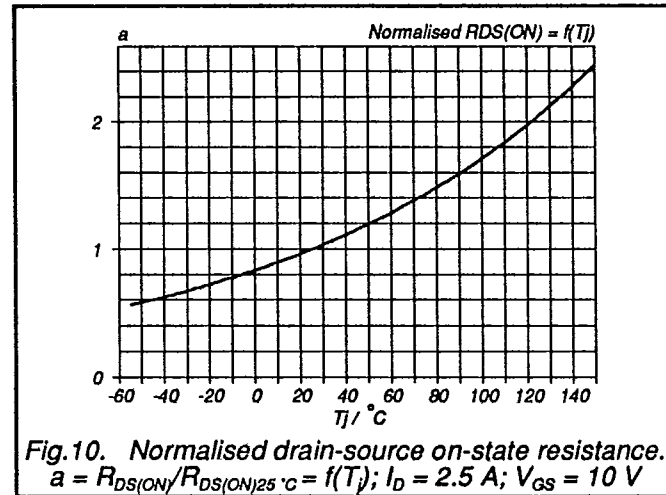
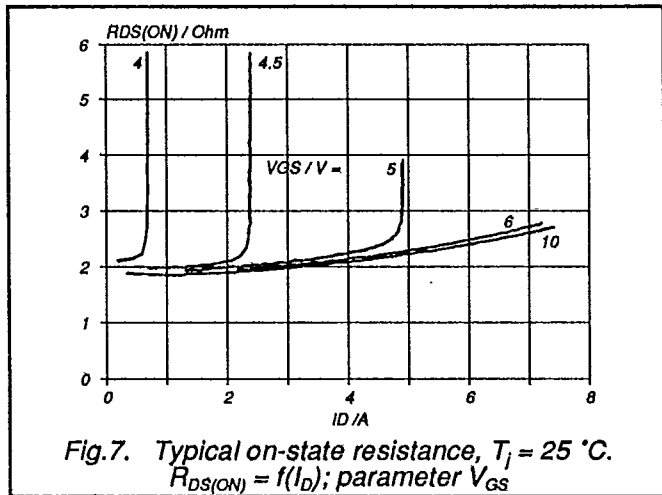
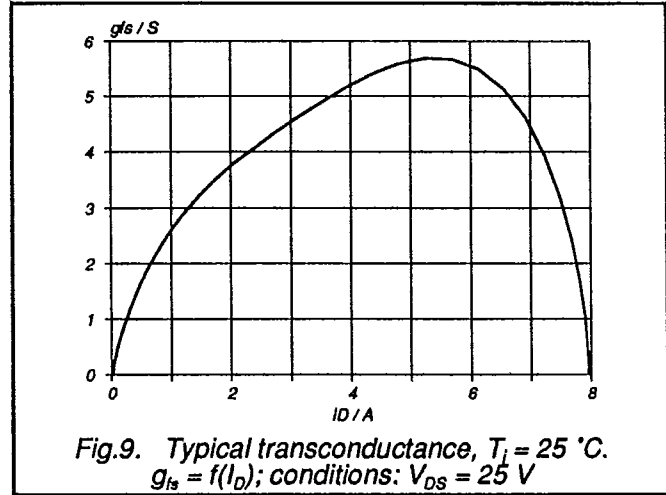
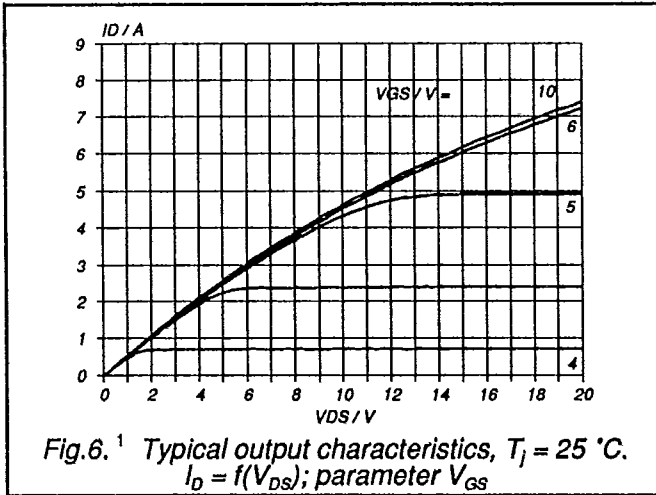
SYMBOL	PARAMETER	CONDITIONS	MIN.	TYP.	MAX.	UNIT
$I_{DR}$	Continuous reverse drain current	-	-	-	2.5	A
$I_{DRM}$	Pulsed reverse drain current	-	-	-	10	A
$V_{SD}$	Diode forward voltage	$I_F = 2.5\text{ A}; V_{GS} = 0\text{ V}$	-	1.1	1.4	V
$t_{rr}$	Reverse recovery time	$I_F = 2.5\text{ A}; -di_F/dt = 100\text{ A}/\mu\text{s}; V_{GS} = 0\text{ V}; V_R = 100\text{ V}$	-	1200	-	ns
$Q_{rr}$	Reverse recovery charge	$I_F = 2.5\text{ A}; -di_F/dt = 100\text{ A}/\mu\text{s}; V_{GS} = 0\text{ V}; V_R = 100\text{ V}$	-	6.0	-	$\mu\text{C}$



PowerMOS transistor

BUK445-600A  
BUK445-600B

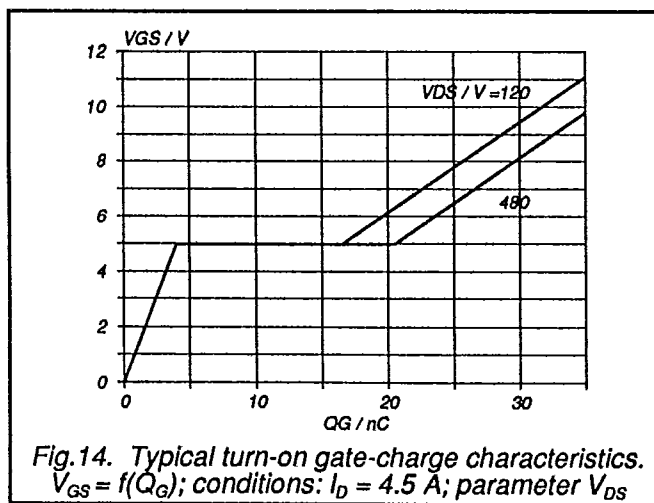
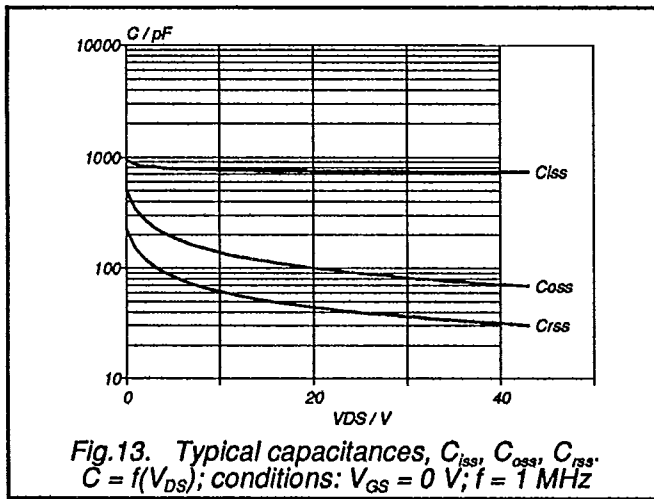
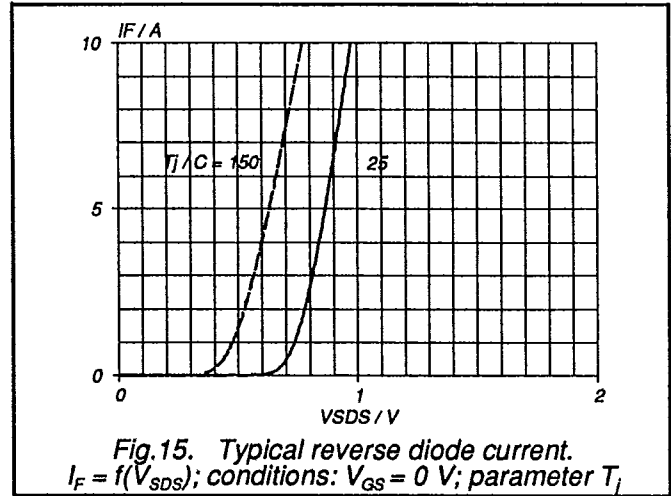
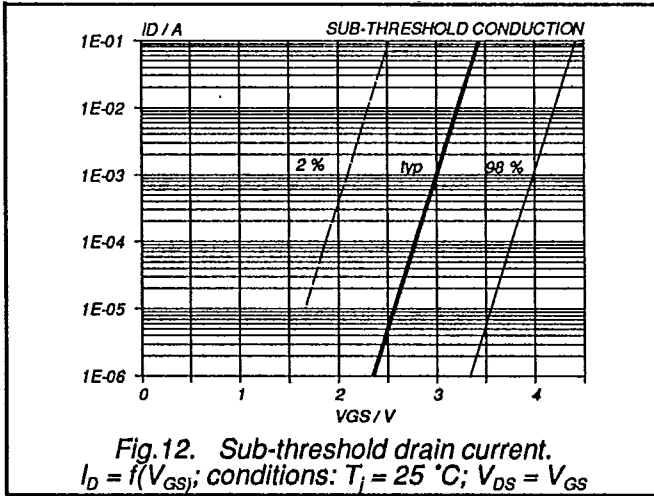
T-39-09



PowerMOS transistor

BUK445-600A  
BUK445-600B

T-39-09



This datasheet has been downloaded from:

[www.DatasheetCatalog.com](http://www.DatasheetCatalog.com)

Datasheets for electronic components.



LittleDiode supplies new, hard to find or obsolete electronic components and semiconductors all over the world.

With over two million different components listed you are sure to find the part you need.

Feel free to visit us today at our online store:

[LittleDiode.com](http://LittleDiode.com)

Looking forward to providing you with the best possible service.