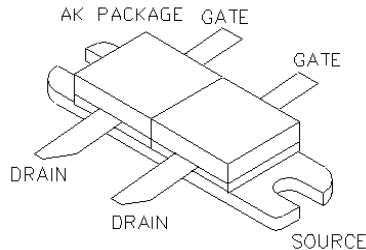




General Description

Silicon VDMOS and LDMOS transistors designed specifically for broadband RF applications. Suitable for Military Radios, Cellular and Paging Amplifier Base Stations, Broadcast FM/AM, MRI, Laser Driver and others.

"Polyfet"™ process features gold metal for greatly extended lifetime. Low output capacitance and high F_t enhance broadband performance



PATENTED GOLD METALIZED SILICON GATE ENHANCEMENT MODE RF POWER VDMOS TRANSISTOR

20 Watts Gemini

Package Style AK

HIGH EFFICIENCY, LINEAR, HIGH GAIN, LOW NOISE

ABSOLUTE MAXIMUM RATINGS (TC = 25 °C)

Total Device Dissipation	Junction to Case Thermal Resistance	Maximum Junction Temperature	Storage Temperature	DC Drain Current	Drain to Gate Voltage	Drain to Source Voltage	Gate to Source Voltage
80 Watts	2.1 °C/W	200 °C	-65 °C to 150 °C	6.4 A	70 V	70V	30V

RF CHARACTERISTICS (20WATTS OUTPUT)

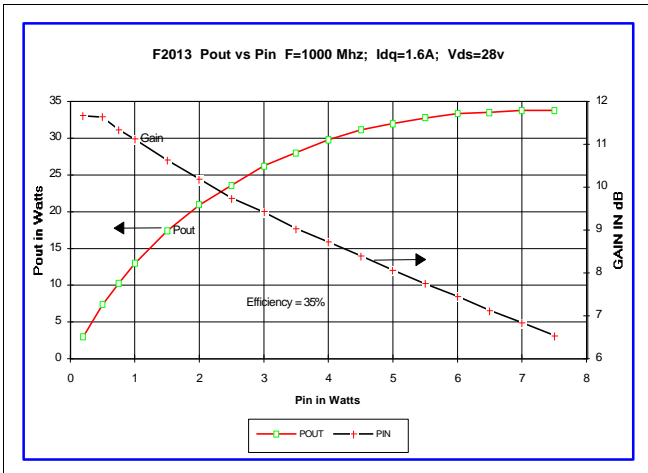
SYMBOL	PARAMETER	MIN	TYP	MAX	UNITS	TEST CONDITIONS
Gps	Common Source Power Gain	10			dB	$I_{dq} = 1.6 A, V_{ds} = 28.0V, F = 1000 MHz$
η	Drain Efficiency		45		%	$I_{dq} = 1.6 A, V_{ds} = 28.0V, F = 1000 MHz$
VSWR	Load Mismatch Tolerance			20:1	Relative	$I_{dq} = 1.6 A, V_{ds} = 28.0V, F = 1000 MHz$

ELECTRICAL CHARACTERISTICS (EACH SIDE)

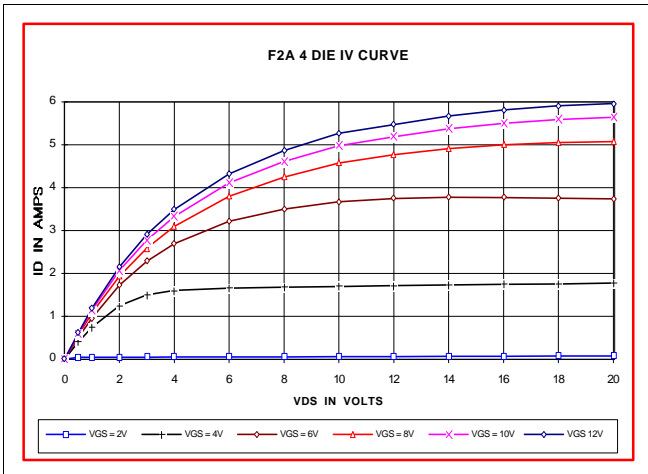
SYMBOL	PARAMETER	MIN	TYP	MAX	UNITS	TEST CONDITIONS
Bvdss	Drain Breakdown Voltage	65			V	$I_{ds} = 0.04 A, V_{gs} = 0V$
Idss	Zero Bias Drain Current			0.8	mA	$V_{ds} = 28.0 V, V_{gs} = 0V$
Igss	Gate Leakage Current			1	uA	$V_{ds} = 0 V, V_{gs} = 30V$
Vgs	Gate Bias for Drain Current	1		7	V	$I_{ds} = 0.08 A, V_{gs} = V_{ds}$
gM	Forward Transconductance		0.8		Mho	$V_{ds} = 10V, V_{gs} = 5V$
Rdson	Saturation Resistance		1		Ohm	$V_{gs} = 20V, I_{ds} = 4A$
Idsat	Saturation Current		4.8		Amp	$V_{gs} = 20V, V_{ds} = 10V$
Ciss	Common Source Input Capacitance		36		pF	$V_{ds} = 28.0 V, V_{gs} = 0V, F = 1 MHz$
Crss	Common Source Feedback Capacitance		4		pF	$V_{ds} = 28.0 V, V_{gs} = 0V, F = 1 MHz$
Coss	Common Source Output Capacitance		24		pF	$V_{ds} = 28.0 V, V_{gs} = 0V, F = 1 MHz$

F2013

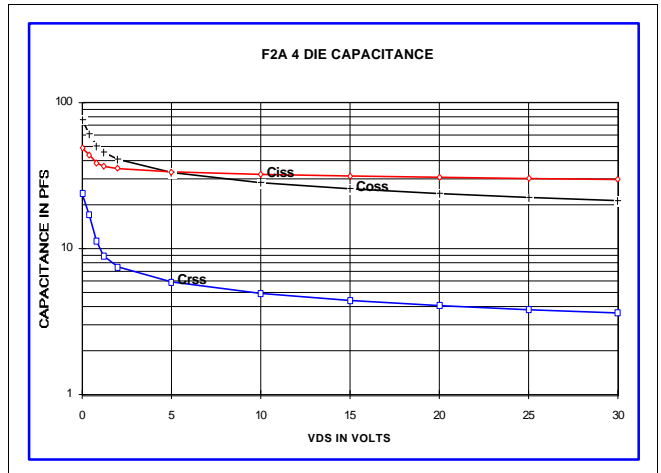
POUT VS PIN GRAPH



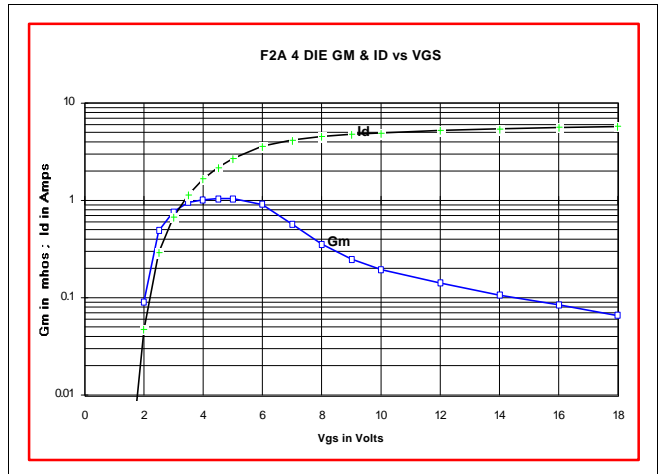
IV CURVE



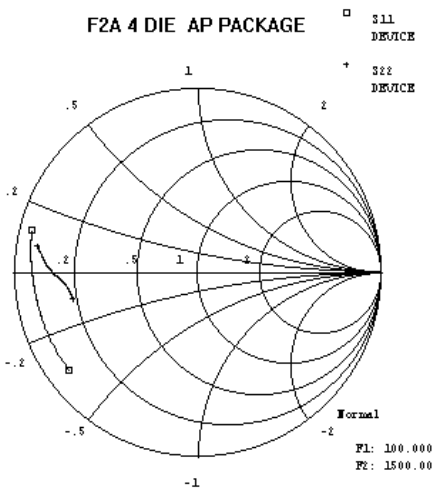
CAPACITANCE VS VOLTAGE



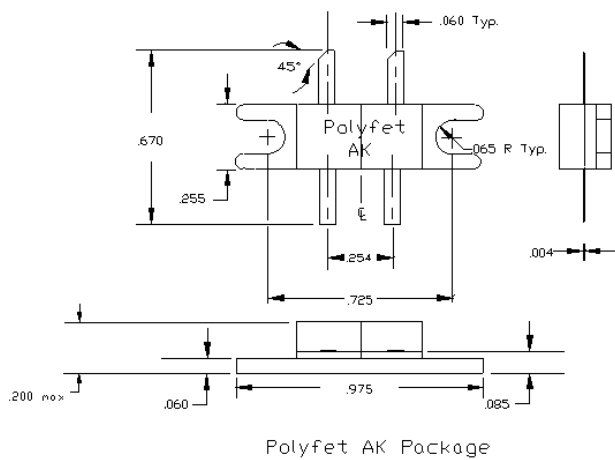
ID AND GM VS VGS



S11 AND S22 SMITH CHART



PACKAGE DIMENSIONS IN INCHES





LittleDiode supplies new, hard to find or obsolete electronic components and semiconductors all over the world.

With over two million different components listed you are sure to find the part you need.

Feel free to visit us today at our online store:

LittleDiode.com

Looking forward to providing you with the best possible service.