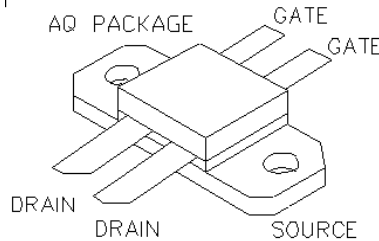




**General Description**

Silicon VDMOS and LDMOS transistors designed specifically for broadband RF applications. Suitable for Military Radios, Cellular and Paging Amplifier Base Stations, Broadcast FM/AM, MRI, Laser Driver and others.

"Polyfet"<sup>TM</sup> process features gold metal for greatly extended lifetime. Low output capacitance and high  $F_t$  enhance broadband performance



**PATENTED GOLD METALIZED SILICON GATE ENHANCEMENT MODE RF POWER VDMOS TRANSISTOR**

**40 Watts Push - Pull**

**Package Style AQ**

**HIGH EFFICIENCY, LINEAR, HIGH GAIN, LOW NOISE**

**ABSOLUTE MAXIMUM RATINGS (TC = 25 °C)**

| Total Device Dissipation | Junction to Case Thermal Resistance | Maximum Junction Temperature | Storage Temperature | DC Drain Current | Drain to Gate Voltage | Drain to Source Voltage | Gate to Source Voltage |
|--------------------------|-------------------------------------|------------------------------|---------------------|------------------|-----------------------|-------------------------|------------------------|
| 100 Watts                | 1.75 °C/W                           | 200 °C                       | -65 °C to 150 °C    | 4 A              | 70 V                  | 70V                     | 30V                    |

**RF CHARACTERISTICS ( 40WATTS OUTPUT )**

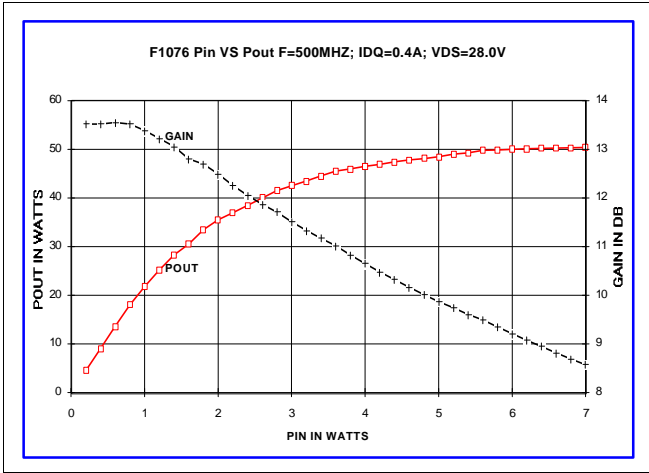
| SYMBOL | PARAMETER                | MIN | TYP | MAX  | UNITS    | TEST CONDITIONS  |
|--------|--------------------------|-----|-----|------|----------|--|
| Gps    | Common Source Power Gain | 10  |     |      | dB       | $I_{dq} = 0.4 \text{ A}$ , $V_{ds} = 28.0 \text{ V}$ , $F = 400 \text{ MHz}$ |
| $\eta$ | Drain Efficiency         |     | 60  |      | %        | $I_{dq} = 0.4 \text{ A}$ , $V_{ds} = 28.0 \text{ V}$ , $F = 400 \text{ MHz}$ |
| VSWR   | Load Mismatch Tolerance  |     |     | 20:1 | Relative | $I_{dq} = 0.4 \text{ A}$ , $V_{ds} = 28.0 \text{ V}$ , $F = 400 \text{ MHz}$ |

**ELECTRICAL CHARACTERISTICS (EACH SIDE)**

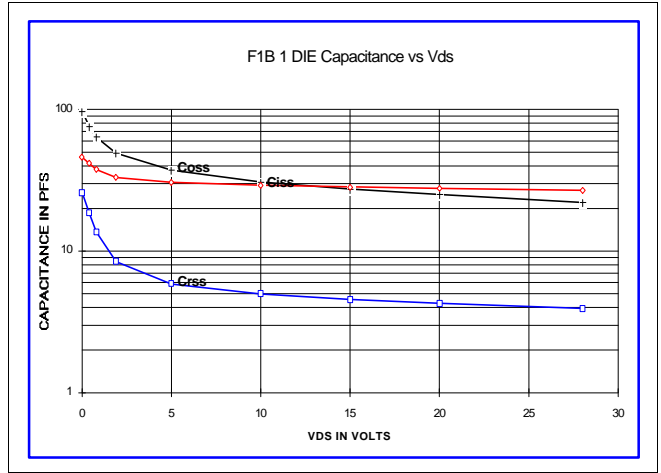
| SYMBOL     | PARAMETER                          | MIN | TYP | MAX | UNITS | TEST CONDITIONS  |
|------------|------------------------------------|-----|-----|-----|-------|--|
| Bvdss      | Drain Breakdown Voltage            | 65  |     |     | V     | $I_{ds} = 0.05 \text{ A}$ , $V_{gs} = 0 \text{ V}$                       |
| $I_{dss}$  | Zero Bias Drain Current            |     |     | 1   | mA    | $V_{ds} = 28.0 \text{ V}$ , $V_{gs} = 0 \text{ V}$                       |
| $I_{gss}$  | Gate Leakage Current               |     |     | 1   | uA    | $V_{ds} = 0 \text{ V}$ , $V_{gs} = 30 \text{ V}$                         |
| $V_{gs}$   | Gate Bias for Drain Current        | 1   |     | 7   | V     | $I_{ds} = 0.1 \text{ A}$ , $V_{gs} = V_{ds}$                             |
| gM         | Forward Transconductance           |     | 0.8 |     | Mho   | $V_{ds} = 10 \text{ V}$ , $V_{gs} = 5 \text{ V}$                         |
| Rdson      | Saturation Resistance              |     | 1   |     | Ohm   | $V_{gs} = 20 \text{ V}$ , $I_{ds} = 4 \text{ A}$                         |
| $I_{dsat}$ | Saturation Current                 |     | 5.5 |     | Amp   | $V_{gs} = 20 \text{ V}$ , $V_{ds} = 10 \text{ V}$                        |
| Ciss       | Common Source Input Capacitance    |     | 33  |     | pF    | $V_{ds} = 28.0 \text{ V}$ , $V_{gs} = 0 \text{ V}$ , $F = 1 \text{ MHz}$ |
| Crss       | Common Source Feedback Capacitance |     | 4   |     | pF    | $V_{ds} = 28.0 \text{ V}$ , $V_{gs} = 0 \text{ V}$ , $F = 1 \text{ MHz}$ |
| Coss       | Common Source Output Capacitance   |     | 20  |     | pF    | $V_{ds} = 28.0 \text{ V}$ , $V_{gs} = 0 \text{ V}$ , $F = 1 \text{ MHz}$ |

# F1076

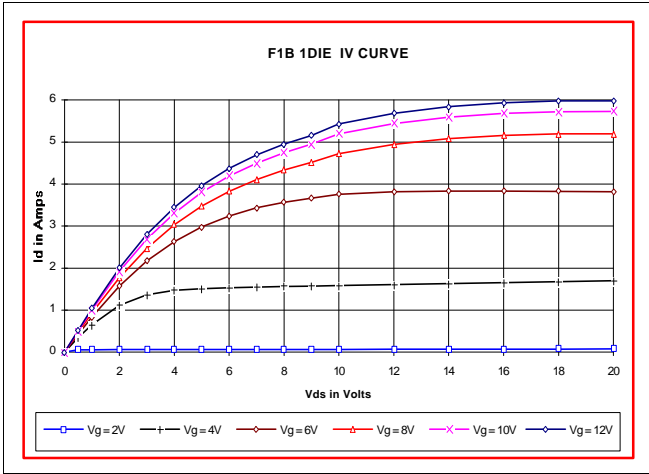
POUT VS PIN GRAPH



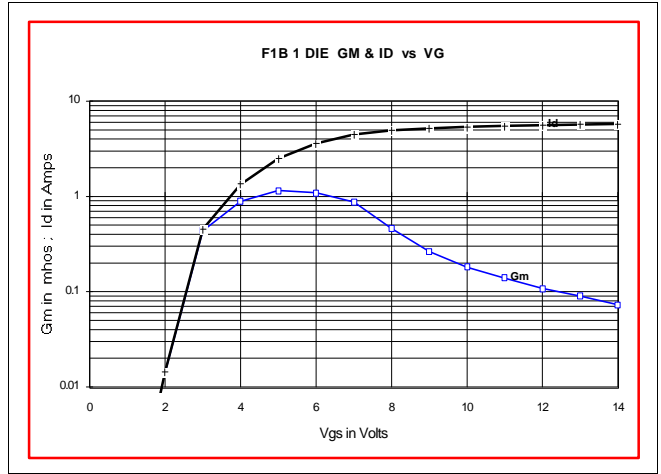
CAPACITANCE VS VOLTAGE



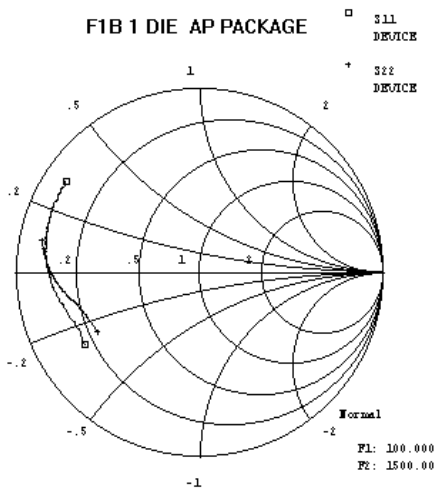
IV CURVE



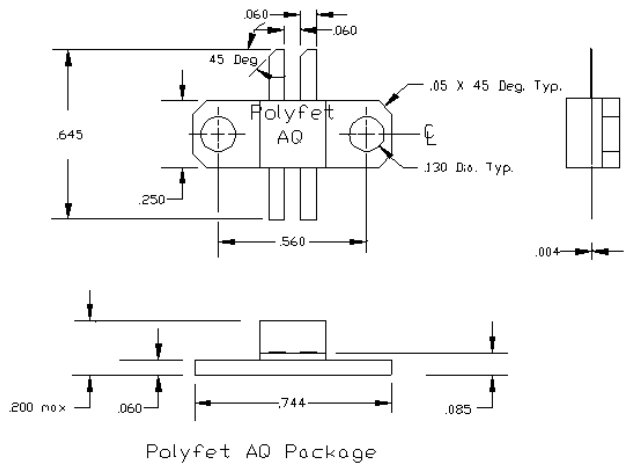
ID AND GM VS VGS



S11 AND S22 SMITH CHART



PACKAGE DIMENSIONS IN INCHES





LittleDiode supplies new, hard to find or obsolete electronic components and semiconductors all over the world.

With over two million different components listed you are sure to find the part you need.

Feel free to visit us today at our online store:

[LittleDiode.com](http://LittleDiode.com)

Looking forward to providing you with the best possible service.