

**DATA SHEET**

# AS192-000: PHEMT GaAs IC High Power SP4T Switch 0.1–2.5 GHz

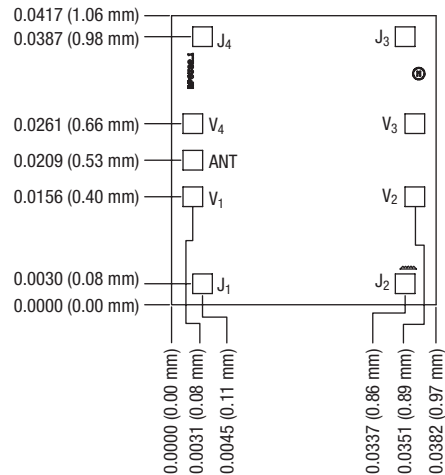
**Features**

- 4 symmetric RF paths
- Positive voltage control
- High IP3
- Excellent harmonic performance
- Handles GSM power levels
- Available in 100% RF tested chip form

**Description**

The AS192-000 is a reflective SP4T switch. It is an ideal switch for higher power applications. It can be used for GSM dual-band handset applications where low loss, low current and small size are critical parameters.

**Outline Drawing**



Chip thickness 0.008 ± 0.001 (0.203 ± 0.025).

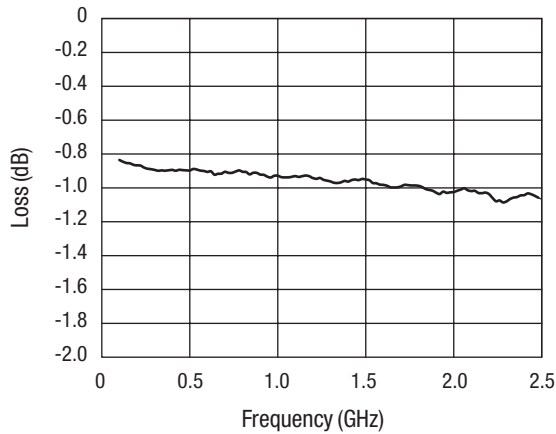
**Electrical Specifications at 25 °C (0, +4.5 V)**

	Parameter	Frequency	Min.	Typ.	Max.	Unit
Insertion loss	Ant-J <sub>1</sub> , J <sub>2</sub> , J <sub>3</sub> , J <sub>4</sub>	0.1–0.5 GHz		0.90	1.1	dB
		0.5–1.0 GHz		0.95	1.1	dB
		1.0–2.0 GHz		1.00	1.2	dB
		2.0–2.5 GHz		1.10	1.3	dB
Isolation	Ant-J <sub>1</sub> , J <sub>2</sub> , J <sub>3</sub> , J <sub>4</sub>	0.1–0.5 GHz	30	34		dB
		0.5–1.0 GHz	25	29		dB
		1.0–2.0 GHz	19	23		dB
		2.0–2.5 GHz	18	21		dB
VSWR		0.1–1.0 GHz		1.3:1		
		1.0–2.5 GHz		1.4:1		

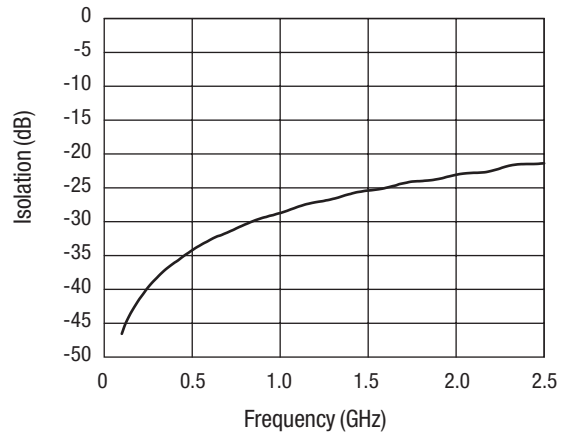
**Operating Characteristics at 25 °C (0, +4.5 V)**

Parameter	Condition	Frequency	Min.	Typ.	Max.	Unit
Switching characteristics	Rise, fall (10/90% or 90/10% RF)			50		ns
	On, off (50% CTL to 90/10% RF)			100		ns
	Video feedthru			50		mV
IP3	13 dBm/tone			+55		dBm
2nd and 3rd harmonics	34 dBm input 900 MHz			+65		dBc
Control voltages	V <sub>LOW</sub> = 0 V <sub>HIGH</sub> = +4.5 V @ 200 mA max. for RF power > 30 dBm V <sub>HIGH</sub> = +3.0 V @ 200 mA max. for RF power 20–30 dBm V <sub>HIGH</sub> = +2.7 V @ 200 mA max. for RF power < 20 dBm					

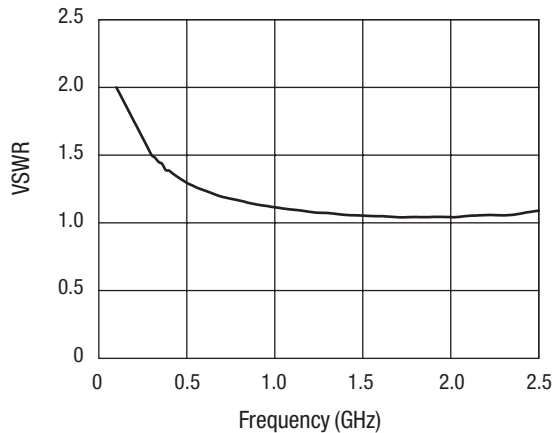
### Typical Performance Data



Typical Insertion Loss vs. Frequency



Typical Isolation vs. Frequency



Typical VSWR

### Absolute Maximum Ratings

Characteristic	Value
RF input power	4 W > 0.5 GHz 0/+6 V control
Control voltage	+6 V
Operating temperature	-40 °C to +85 °C
Storage temperature	-65 °C to +150 °C

Performance is guaranteed only under the conditions listed in the specifications table and is not guaranteed under the full range(s) described by the Absolute Maximum specifications. Exceeding any of the absolute maximum/minimum specifications may result in permanent damage to the device and will void the warranty.

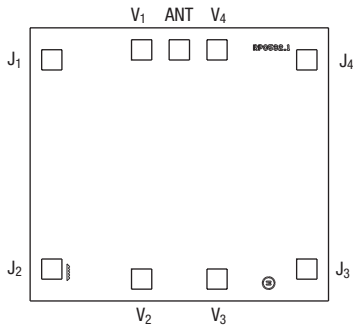
**CAUTION:** Although this device is designed to be as robust as possible, Electrostatic Discharge (ESD) can damage this device. This device must be protected at all times from ESD. Static charges may easily produce potentials of several kilovolts on the human body or equipment, which can discharge without detection. Industry-standard ESD precautions must be employed at all times.

### Truth Table

V <sub>1</sub>	V <sub>2</sub>	V <sub>3</sub>	V <sub>4</sub>	Ant-J <sub>1</sub>	Ant-J <sub>2</sub>	Ant-J <sub>3</sub>	Ant-J <sub>4</sub>
V <sub>HIGH</sub>	V <sub>LOW</sub>	V <sub>LOW</sub>	V <sub>LOW</sub>	Ins. loss	Isolation	Isolation	Isolation
V <sub>LOW</sub>	V <sub>HIGH</sub>	V <sub>LOW</sub>	V <sub>LOW</sub>	Isolation	Ins. loss	Isolation	Isolation
V <sub>LOW</sub>	V <sub>LOW</sub>	V <sub>HIGH</sub>	V <sub>LOW</sub>	Isolation	Isolation	Ins. loss	Isolation
V <sub>LOW</sub>	V <sub>LOW</sub>	V <sub>LOW</sub>	V <sub>HIGH</sub>	Isolation	Isolation	Isolation	Ins. loss

V<sub>LOW</sub> = 0.  
 V<sub>HIGH</sub> = 4.5 to 5.0 V for RF power > 30 dBm.  
 V<sub>HIGH</sub> = 3.0 to 5.0 V for RF power 20–30 dBm.  
 V<sub>HIGH</sub> = 2.7 to 5.0 V for RF power < 20 dBm.

### Pin Out



Notes:  
 DC blocking caps required on RF lines for positive voltage operation  
 bond pad metalization: gold  
 backside metalization: none  
 bond pad dimensions: 0.003 (0.075 mm) x 0.003 (0.075 mm)  
 See application note, Handling GaAs MMIC Die.

### Ordering Information

Model Name	Operating Temperature Range	Ordering Part Number	Package Description
AS192-000 GaAs SP4T switch	-40 °C to +85 °C	AS192-000	Wafer on plastic-ring film frame

Copyright © 2002, 2003, 2004, 2005, Skyworks Solutions, Inc. All Rights Reserved.

Information in this document is provided in connection with Skyworks Solutions, Inc. ("Skyworks") products. These materials are provided by Skyworks as a service to its customers and may be used for informational purposes only by the customer. Skyworks assumes no responsibility for errors or omissions in these materials. Skyworks may make changes to its documentation, products, specifications and product descriptions at any time, without notice. Skyworks makes no commitment to update the information and shall have no responsibility whatsoever for conflicts, incompatibilities, or other difficulties arising from future changes to its documentation, products, specifications and product descriptions.

No license, express or implied, by estoppel or otherwise, to any intellectual property rights is granted by or under this document. Except as may be provided in Skyworks Terms and Conditions of Sale for such products, Skyworks assumes no liability whatsoever in association with its documentation, products, specifications and product descriptions.

THESE MATERIALS ARE PROVIDED "AS IS" WITHOUT WARRANTY OF ANY KIND, EITHER EXPRESS OR IMPLIED OR OTHERWISE, RELATING TO SALE AND/OR USE OF SKYWORKS PRODUCTS INCLUDING WARRANTIES RELATING TO FITNESS FOR A PARTICULAR PURPOSE, MERCHANTABILITY, PERFORMANCE, QUALITY OR NON-INFRINGEMENT OF ANY PATENT, COPYRIGHT OR OTHER INTELLECTUAL PROPERTY RIGHT. SKYWORKS FURTHER DOES NOT WARRANT THE ACCURACY OR COMPLETENESS OF THE INFORMATION, TEXT, GRAPHICS OR OTHER ITEMS CONTAINED WITHIN THESE MATERIALS. SKYWORKS SHALL NOT BE LIABLE FOR ANY DAMAGES, INCLUDING SPECIAL, INDIRECT, INCIDENTAL, OR CONSEQUENTIAL DAMAGES, INCLUDING WITHOUT LIMITATION, LOST REVENUES OR LOST PROFITS THAT MAY RESULT FROM THE USE OF THESE MATERIALS WHETHER OR NOT THE RECIPIENT OF MATERIALS HAS BEEN ADVISED OF THE POSSIBILITY OF SUCH DAMAGE.

Skyworks products are not intended for use in medical, lifesaving or life-sustaining applications. Skyworks customers using or selling Skyworks products for use in such applications do so at their own risk and agree to fully indemnify Skyworks for any damages resulting from such improper use or sale.

The following are trademarks of Skyworks Solutions, Inc.: Skyworks®, the Skyworks logo, and Breakthrough Simplicity®. Product names or services listed in this publication are for identification purposes only, and may be trademarks of Skyworks or other third parties. Third-party brands and names are the property of their respective owners. Additional information, posted at [www.skyworksinc.com](http://www.skyworksinc.com), is incorporated by reference.



LittleDiode supplies new, hard to find or obsolete electronic components and semiconductors all over the world.

With over two million different components listed you are sure to find the part you need.

Feel free to visit us today at our online store:

[LittleDiode.com](http://LittleDiode.com)

Looking forward to providing you with the best possible service.