



Digital Attenuator, 30 dB, 4-Bit DC - 2 GHz

AT-220

V3.00

Features

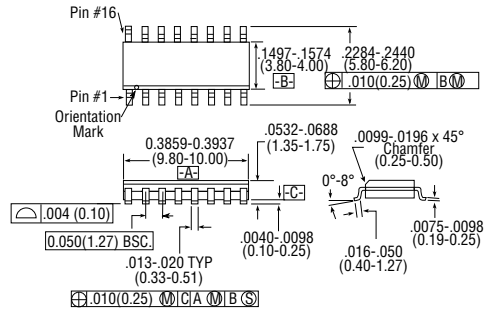
- Attenuation 2-dB Steps to 30 dB
- High Accuracy +/-3%
- Temperature Stability +/-0.15 dB from -40°C to +85°C
- Low Intermodulation Product: +50 dBm IP₃
- Low DC Power Consumption: 50 mW
- Low Cost SOIC 16 Plastic Package
- Tape and Reel Packaging Available¹

Description

M/A-COM's AT-220 is a 4-bit, 2-dB step GaAs MMIC digital attenuator in a low cost SOIC 16-lead surface mount plastic package. The AT-220 is ideally suited for use where high accuracy, fast switching, very low power consumption and low intermodulation products are required. Typical applications include radio and cellular equipment, wireless LANs, GPS equipment and other Gain/Level Control circuits.

The AT-220 is fabricated with a monolithic GaAs MMIC using a mature 1-micron process. The process features full chip passivation for increased performance and reliability.

SO-16



16-Lead SOP outline dimensions
Narrow body .150
(All dimensions per JEDEC No. MS-012-AC, Issue C)
Dimensions in () are in mm.
Unless Otherwise Noted: .xxx = ± 0.010 (.xx = ± 0.25)
.xx = ± 0.02 (.x = ± 0.5)

Ordering Information

Part Number	Package
AT-220 PIN	SOIC 16-Lead Plastic Package
AT-220TR	Forward Tape & Reel
AT-220RTR	Reverse Tape & Reel

Electrical Specifications, T_A = 25°C

Parameter	Test Conditions ²	Unit	Min.	Typ.	Max
Reference Insertion Loss	DC - 0.1 GHz	dB		1.2	1.4
	DC - 0.1 GHz	dB		1.5	1.7
	DC - 1.0 GHz	dB		1.6	1.8
	DC - 2.0 GHz	dB		1.8	2.1
Attenuation Accuracy ³	DC - 1.0 GHz DC - 2.0 GHz	dB	±(0.15 dB + 3% of Attenuation Setting in dB) ±(0.30 dB + 3% of Attenuation Setting in dB)		
VSWR				1.2:1	
Trise, Tfall Ton, Toff Transients	10% to 90% RF, 90% to 10% RF	nS		12	
	50% Control to 90% RF, 50% Control to 10% RF	nS		18	
	In Band	mV		25	
1 dB Compression	Input Power	dBm		20	
	Input Power	dBm		28	
IP ₂	Measured Relative to Input Power	dBm		45	
	(For two-tone Input Power Up to +5 dBm)	dBm		68	
IP ₃	Measured Relative to Input Power	dBm		40	
	(For two-tone Input Power Up to +5 dBm)	dBm		50	

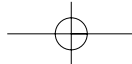
1. Refer to "Tape and Reel Packaging" Section, or contact factory.
2. All measurements at 1 GHz in a 50Ω system, unless otherwise specified.
3. Attenuation accuracy specifications apply with negative bias control and low inductance grounding.

Specifications Subject to Change Without Notice.

M/A-COM, Inc.

1

North America: Tel. (800) 366-2266 ■ Asia/Pacific: Tel. +81 3 3263 8761 ■ Europe: Tel. +44 (1344) 869 595
Fax (800) 618-8883 Fax +81 3 3263 8769 Fax +44 (1344) 300 020



Digital Attenuator, 30 dB, 4-Bit

AT-220

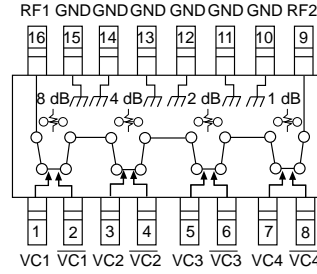
V3.00

Absolute Maximum Ratings¹

Parameter	Absolute Maximum
Max. Input Power 50 MHz	+27 dBm
500-2000 MHz	+34 dBm
Control Voltage	+5V, -8.5V
Operating Temperature	-40°C to +85°C
Storage Temperature	-65°C to +150°C

1. Operation of this device above any one of these parameters may cause permanent damage.

Functional Schematic



Pin Configuration

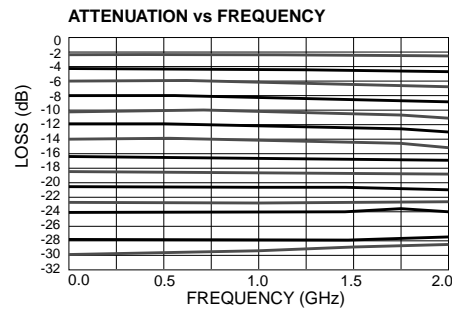
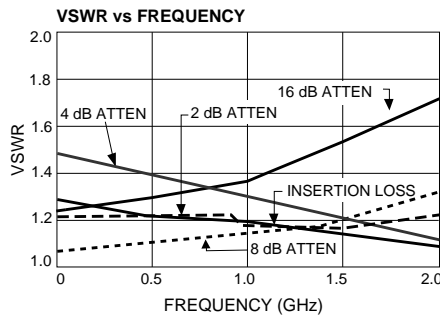
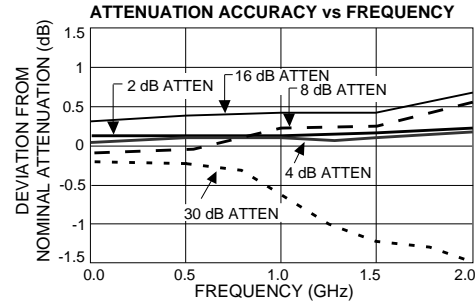
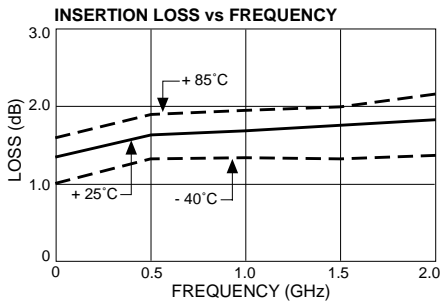
Pin	Description	Pin No.	Description
1	VC1	9	RF2
2	$\overline{VC1}$	10	GND
3	VC2	11	GND
4	$\overline{VC2}$	12	GND
5	VC3	13	GND
6	$\overline{VC3}$	14	GND
7	VC4	15	GND
8	$\overline{VC4}$	16	RF1

Truth Table

Control Inputs								Attenuation (dB)
$\overline{VC4}$	VC4	$\overline{VC3}$	VC3	$\overline{VC2}$	VC2	$\overline{VC1}$	VC1	
1	0	1	0	1	0	1	0	Reference
0	1	1	0	1	0	1	0	2 dB
1	0	0	1	1	0	1	0	4 dB
1	0	1	0	0	1	1	0	8 dB
1	0	1	0	1	0	0	1	16 dB
0	1	0	1	0	1	0	1	30 dB

"0" = Vin Low, Vin Low = 0V, "1" = Vin High, Vin High = -5V
 "0" = 0 to -0.2V @ 20µA Max
 "1" = -5V @ 10 µA typ to -8V @ 200 µA Max

Typical Performance



Specifications Subject to Change Without Notice.

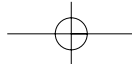
2

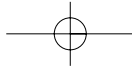
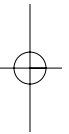
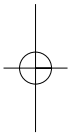
M/A-COM, Inc.

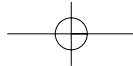
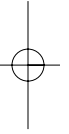
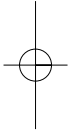
North America: Tel. (800) 366-2266
 Fax (800) 618-8883

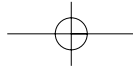
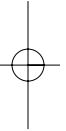
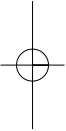
Asia/Pacific: Tel. +81 3 3263 8761
 Fax +81 3 3263 8769

Europe: Tel. +44 (1344) 869 595
 Fax +44 (1344) 300 020









This datasheet has been downloaded from:

www.DatasheetCatalog.com

Datasheets for electronic components.



LittleDiode supplies new, hard to find or obsolete electronic components and semiconductors all over the world.

With over two million different components listed you are sure to find the part you need.

Feel free to visit us today at our online store:

LittleDiode.com

Looking forward to providing you with the best possible service.