

SILICON PNP POWER DARLINGTON TRANSISTOR

- SGS-THOMSON PREFERRED SALESTYPE
- PNP DARLINGTON
- INTEGRATED ANTIPARALLEL COLLECTOR-EMITTER DIODE

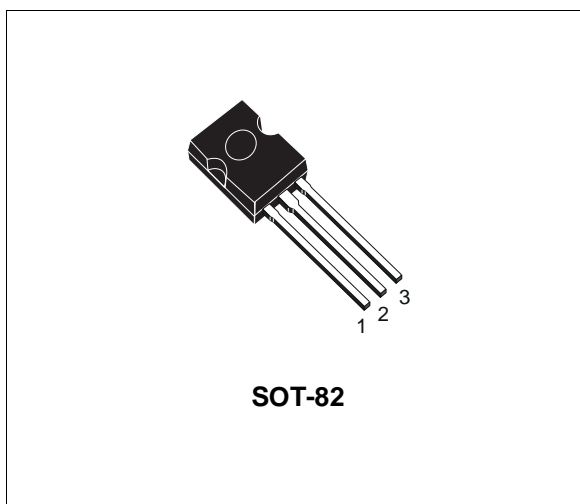
APPLICATIONS

- GENERAL PURPOSE SWITCHING
- GENERAL PURPOSE AMPLIFIERS

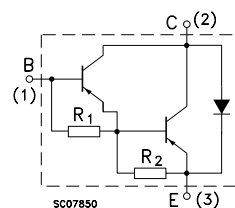
DESCRIPTION

The BD336 is a silicon epitaxial-base PNP transistor in Darlington configuration mounted in SOT-82 plastic package.

It is intended for use in audio output stages general amplifier and switching applications.



INTERNAL SCHEMATIC DIAGRAM



ABSOLUTE MAXIMUM RATINGS

Symbol	Parameter	Value	Unit
V_{CBO}	Collector-Base Voltage ($I_E = 0$)	-100	V
V_{CEO}	Collector-Emitter Voltage ($I_B = 0$)	-100	V
V_{EBO}	Emitter-Base Voltage ($I_C = 0$)	-5	V
I_C	Collector Current	-6	A
I_{CM}	Collector Peak Current ($t_p < 10\text{ms}$)	-10	A
I_B	Base Current	-0.15	A
P_{tot}	Total Dissipation at $T_c \leq 25^\circ\text{C}$	60	W
T_{stg}	Storage Temperature	-65 to 150	$^\circ\text{C}$
T_j	Max. Operating Junction Temperature	150	$^\circ\text{C}$

THERMAL DATA

R _{thj-case}	Thermal Resistance Junction-case	Max	2.08	°C/W
-----------------------	----------------------------------	-----	------	------

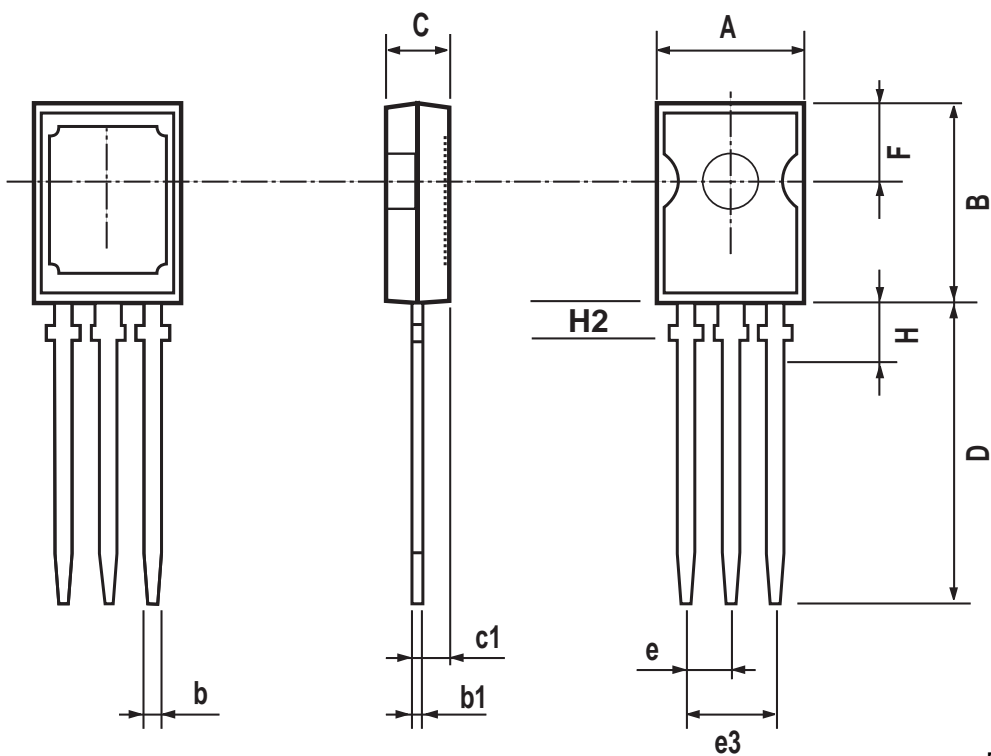
ELECTRICAL CHARACTERISTICS (T_{case} = 25 °C unless otherwise specified)

Symbol	Parameter	Test Conditions	Min.	Typ.	Max.	Unit
I _{CB0}	Collector Cut-off Current (I _E = 0)	V _{CB} = -100 V V _{CB} = -100 V T _C = 150 °C			-0.2 -2	mA mA
I _{CEO}	Collector Cut-off Current (I _B = 0)	V _{CE} = -50 V			-0.5	mA
I _{EBO}	Emitter Cut-off Current (I _C = 0)	V _{EB} = -5 V			-5	mA
V _{CE(sat)*}	Collector-Emitter Saturation Voltage	I _C = -3 A I _B = -12 mA			-2	V
V _{BE*}	Base-Emitter Voltage	I _C = -3 A V _{CE} = -3 V			-2.5	V
h _{FE*}	DC Current Gain	I _C = -0.5 A V _{CE} = -3 V I _C = -3 A V _{CE} = -3 V I _C = -6 A V _{CE} = -3 V	750	2700 400		
V _{F*}	Parallel Diode Forward Voltage	I _F = -3 A		-1.8		V
h _{fe}	Small Signal Current Gain	I _C = -3 A V _{CE} = -3 V f = 1MHz		150		
t _{on}	Turn on Time	I _C = -3 A V _{CC} = -30 V		1	2	μs
t _{off}	Turn off Time	I _{B1} = -I _{B2} = -12 mA		5	10	μs

* Pulsed: Pulse duration = 300 μs, duty cycle ≤ 1.5 %

SOT-82 MECHANICAL DATA

DIM.	mm			inch		
	MIN.	TYP.	MAX.	MIN.	TYP.	MAX.
A	7.4		7.8	0.291		0.307
B	10.5		10.8	0.413		0.444
b	0.7		0.9	0.028		0.035
b1	0.49		0.75	0.019		0.030
C	2.4		2.7	0.04		0.106
c1	1.0		1.3	0.039		0.05
D	15.4		16	0.606		0.629
e		2.2			0.087	
e3	4.15		4.65	0.163		0.183
F		3.8			0.150	
H			2.54		0.100	
H2		2.15			0.084	



P032A

Information furnished is believed to be accurate and reliable. However, SGS-THOMSON Microelectronics assumes no responsibility for the consequences of use of such information nor for any infringement of patents or other rights of third parties which may result from its use. No license is granted by implication or otherwise under any patent or patent rights of SGS-THOMSON Microelectronics. Specifications mentioned in this publication are subject to change without notice. This publication supersedes and replaces all information previously supplied. SGS-THOMSON Microelectronics products are not authorized for use as critical components in life support devices or systems without express written approval of SGS-THOMSON Microelectronics.

© 1997 SGS-THOMSON Microelectronics - Printed in Italy - All Rights Reserved

SGS-THOMSON Microelectronics GROUP OF COMPANIES
Australia - Brazil - Canada - China - France - Germany - Hong Kong - Italy - Japan - Korea - Malaysia - Malta - Morocco - The Netherlands -
Singapore - Spain - Sweden - Switzerland - Taiwan - Thailand - United Kingdom - U.S.A
...



LittleDiode supplies new, hard to find or obsolete electronic components and semiconductors all over the world.

With over two million different components listed you are sure to find the part you need.

Feel free to visit us today at our online store:

LittleDiode.com

Looking forward to providing you with the best possible service.