

NPN Silicon Epibase Transistors

7-33-07

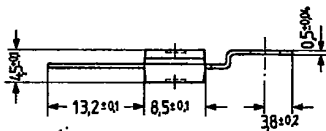
- BD 611
- BD 613
- BD 615
- BD 617
- BD 619

25C 04379 D

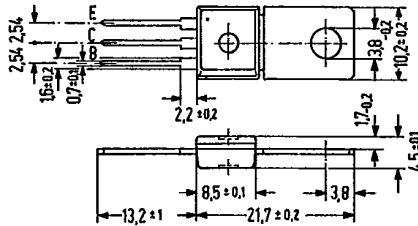
SIEMENS AKTIENGESELLSCHAFT

The transistors BD 611, BD 613, BD 615, BD 617, and BD 619 are NPN silicon epibase power transistors in a plastic package similar to TO 202. The collector is electrically connected to the metallic mounting area. The transistors are particularly suitable for use in push-pull output stages, driver stages as well as for general AF applications. Their complementary types are the PNP transistors BD 612, BD 614, BD 616, BD 618, and BD 620.

Type	Ordering code	Type	Ordering code
BD 611	Q62702-D946	BD 611/BD 612 pair.	Q62702-D1103
BD 613	Q62702-D948	BD 613/BD 614 pair.	Q62702-D1104
BD 615	Q62702-D950	BD 615/BD 616 pair.	Q62702-D1105
BD 617	Q62702-D952	BD 617/BD 618 pair.	Q62702-D1106
BD 619	Q62702-D954	BD 619/BD 620 pair.	Q62702-D1107



Available upon request also with bent fixing plate



Approx. weight 15 g.

Dimensions in mm

Maximum ratings

		BD 611	BD 613	BD 615	BD 617	BD 619	
Collector-emitter voltage	V_{CE0}	22	32	45	60	80	V
Collector-emitter voltage	V_{CES}	22	32	45	60	80	V
Collector-base voltage	V_{CBO}	22	32	45	60	80	V
Emitter-base voltage	V_{EBO}	5	5	5	5	5	V
Collector current	I_C	4	4	4	4	4	A
Collector peak current ($t < 11$ ms)	I_{CM}	7	7	7	7	7	A
Emitter peak current ($t < 10$ ms)	I_{EM}	7	7	7	7	7	A
Base current	I_B	1	1	1	1	1	A
Junction temperature	T_j	150	150	150	150	150	°C
Storage temperature range	T_{stg}	-55 to +150					°C
Total power dissipation ($T_{case} \leq 25$ °C)	P_{tot}	15	15	15	15	15	W

Thermal resistance

		$\leq 62,5$	$\leq 62,5$	$\leq 62,5$	$\leq 62,5$	$\leq 62,5$	K/W
Junction to ambient air	R_{thJA}	$\leq 8,3$	$\leq 8,3$	$\leq 8,3$	$\leq 8,3$	$\leq 8,3$	K/W
Junction to mounting area	R_{thJC}	$\leq 8,3$	$\leq 8,3$	$\leq 8,3$	$\leq 8,3$	$\leq 8,3$	K/W

SIEMENS AKTIENGESELLSCHAFT

BD 611
BD 613
BD 615
BD 617
BD 619Static characteristics ($T_{\text{case}} = 25^{\circ}\text{C}$)

		BD 611	BD 613	BD 615	BD 617	BD 619	
Collector-emitter breakdown voltage ($I_C = 100 \text{ mA}$)	$V_{(\text{BR})\text{CEO}}$	>22	>32	>45	>60	>80	V
Collector-emitter breakdown voltage ($I_C = 100 \mu\text{A}$)	$V_{(\text{BR})\text{CES}}$	>22	>32	>45	>60	>80	V
Collector-base breakdown voltage ($I_C = 100 \mu\text{A}$)	$V_{(\text{BR})\text{CBO}}$	>22	>32	>45	>60	>80	V
Emitter-base breakdown voltage ($I_E = 1 \text{ mA}$)	$V_{(\text{BR})\text{EBO}}$	>5	>5	>5	>5	>5	V
Collector cutoff current ($V_{\text{CB}} = 22 \text{ V}$)	I_{CBO}	<100	-	-	-	-	μA
Collector cutoff current ($V_{\text{CB}} = 32 \text{ V}$)	I_{CBO}	-	<100	-	-	-	μA
Collector cutoff current ($V_{\text{CB}} = 45 \text{ V}$)	I_{CBO}	-	-	<100	-	-	μA
Collector cutoff current ($V_{\text{CB}} = 60 \text{ V}$)	I_{CBO}	-	-	-	<100	-	μA
Collector cutoff current ($V_{\text{CB}} = 80 \text{ V}$)	I_{CBO}	-	-	-	-	<100	μA
Collector cutoff current ($V_{\text{CB}} = 10 \text{ V}$; $T_{\text{amb}} = 150^{\circ}\text{C}$)	I_{CBO}	<1	<1	<1	<1	<1	mA
Collector cutoff current ($V_{\text{CB}} = V_{\text{CBmax}}$; $T_{\text{amb}} = 150^{\circ}\text{C}$)	I_{CBO}	<3	<3	<3	<3	<3	mA
Base-emitter forward voltage ($I_C = 2 \text{ A}$; $V_{\text{CE}} = 1 \text{ V}$)	V_{BE}	<1.1	<1.1	<1.2	<1.5	<1.5	V
Base-emitter forward voltage ($I_C = 3 \text{ A}$; $V_{\text{CE}} = 1 \text{ V}$)	V_{BE}	-	-	<1.3	<1.6	<1.6	V
Collector-emitter saturation voltage ($I_C = 2 \text{ A}$) ¹⁾	V_{CEsat}	<0.8	<0.8	-	-	-	V
Collector-emitter saturation voltage ($I_C = 2 \text{ A}$; $I_B = 0.2 \text{ A}$)	V_{CEsat}	<0.5	<0.5	<0.6	<0.8	<0.8	V
Collector-emitter saturation voltage ($I_C = 3 \text{ A}$; $I_B = 0.3 \text{ A}$)	V_{CEsat}	-	-	<0.7	<0.9	<0.9	V
DC current gain ($I_C = 10 \text{ mA}$; $V_{\text{CE}} = 5 \text{ V}$)	h_{FE}	>40	>40	>30	>20	>15	-
($I_C = 500 \text{ mA}$; $V_{\text{CE}} = 1 \text{ V}$)	h_{FE}	>85	>85	>85	>40	>40	-
($I_C = 2 \text{ A}$; $V_{\text{CE}} = 1 \text{ V}$)	h_{FE}	>50	>50	>40	>25	>15	-

1) For the characteristics which passes through the point $I_C = 2.2 \text{ A}$ and $V_{\text{CE}} = 1 \text{ V}$ at constant base current.

25C D ■ 8235605 0004381 6 ■ SIEG
25C 04381 D

T-33-07

SIEMENS AKTIENGESELLSCHAFT

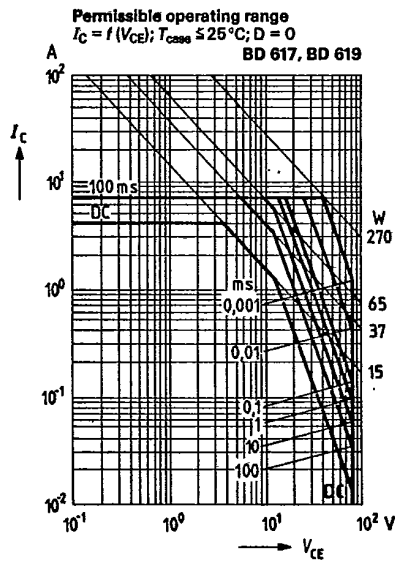
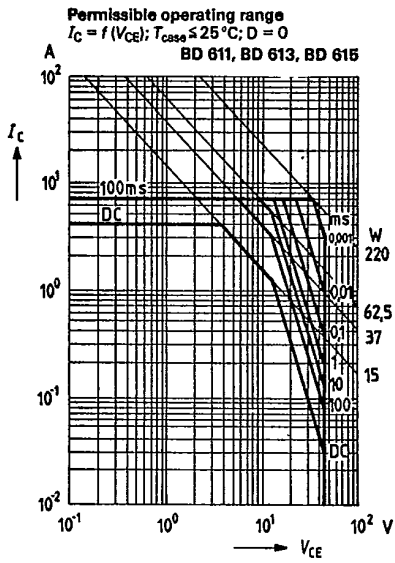
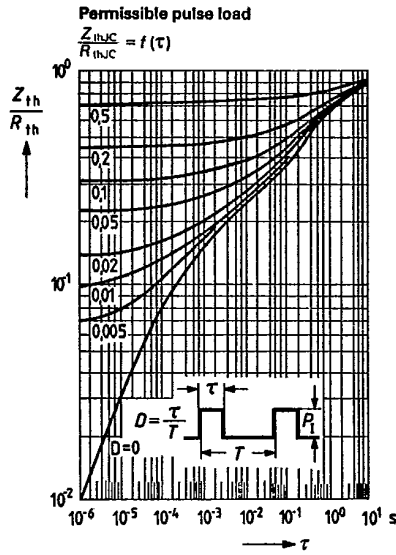
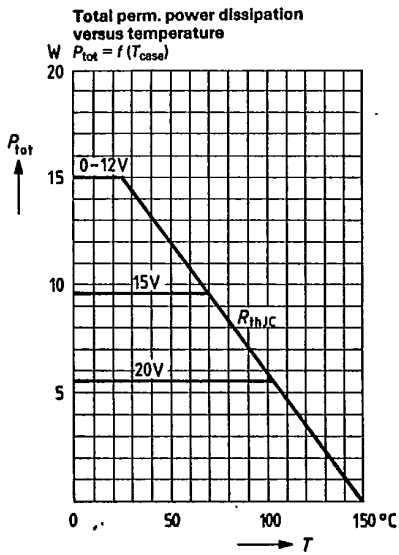
BD 611
BD 613
BD 615
BD 617
BD 619

Dynamic characteristics ($T_{\text{case}} = 25^{\circ}\text{C}$)

	BD 611	BD 613	BD 615	BD 617	BD 619	
Transition frequency ($I_{\text{C}} = 0.25 \text{ A}; V_{\text{CE}} = 1 \text{ V};$ $f = 1 \text{ MHz}$)	$f_{\text{T}} > 3$	> 3	> 3	> 3	> 3	MHz
Cutoff frequency in common emitter configuration ($I_{\text{C}} = 0.25 \text{ A}; V_{\text{CE}} = 1 \text{ V}$)	$f_{\text{hfe}} > 20$	> 20	> 20	> 20	> 20	kHz

- BD 611
- BD 613
- BD 615
- BD 617
- BD 619

SIEMENS AKTIENGESELLSCHAFT





LittleDiode supplies new, hard to find or obsolete electronic components and semiconductors all over the world.

With over two million different components listed you are sure to find the part you need.

Feel free to visit us today at our online store:

LittleDiode.com

Looking forward to providing you with the best possible service.