

NPN Silicon Darlington Transistors

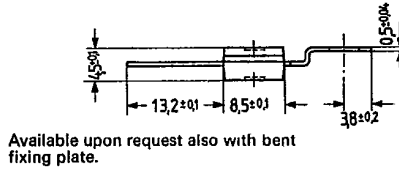
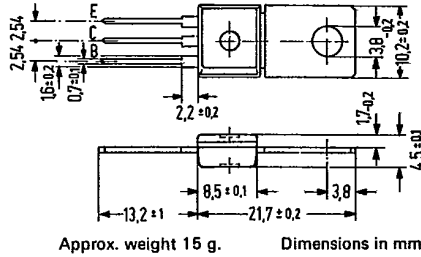
**BD 861
BD 863
BD 865**

SIEMENS AKTIENGESELLSCHAFT 5C 04413 D

Epibase power darlington transistors (15 W)

BD 861, BD 863, and BD 865 are monolithic silicon NPN epibase power darlington transistors with diode and resistors in a plastic package similar to TO 202. The collectors of the two transistors are electrically connected to the metallic mounting area. These darlington transistors for AF applications are outstanding for a particularly high current gain. Together with BD 862, BD 864, and BD 866, they are especially useful as complementary AF push-pull output stages for color TV correction stages.

Type	Ordering code
BD 861	Q62702-D956
BD 863	Q62702-D958
BD 865	Q62702-D960



Maximum ratings

	BD 861	BD 863	BD 865	
Collector-emitter voltage	45	60	80	V
Collector-base voltage	45	60	80	V
Base-emitter voltage	5	5	5	V
Collector current	4	4	4	A
Collector peak current ($t \leq 1$ ms)	7	7	7	A
Base current	0.1	0.1	0.1	A
Storage temperature range	-55 to +150			°C
Junction temperature	150	150	150	°C
Total power dissipation ($T_{case} \leq 25^\circ\text{C}$)	15	15	15	W

Thermal resistance

Junction to ambient air	R_{thJA}	62.5	62.5	62.5	K/W
Junction to case	R_{thJC}	8.3	8.3	8.3	K/W

SIEMENS AKTIENGESELLSCHAFT

Static characteristics ($T_{amb} = 25^{\circ}\text{C}$)		BD 861	BD 863	BD 865	
Collector cutoff current ($V_{CB} = V_{CBmax}$)	I_{CBO}	<0.2	<0.2	<0.2	mA
($V_{BC} = V_{CBmax}; T_{amb} = 100^{\circ}\text{C}$)	I_{CBO}	<2	<2	<2	mA
Collector cutoff current ($V_{CE} = 0.5 V_{CEmax}$)	I_{CEO}	<0.5	<0.5	<0.5	mA
Emitter cutoff current ($V_{EBO} = 5\text{ V}$)	I_{EBO}	<5	<5	<5	mA
Collector-emitter breakdown voltage ($I_C = 100\text{ mA}$)	$V_{(BR)CEO}$	>45	>60	>60	V
Collector-base breakdown voltage ($I_C = 1\text{ mA}$)	$V_{(BR)CBO}$	>45	>60	>80	V
Emitter-base breakdown voltage ($I_E = 5\text{ mA}$)	$V_{(BR)EBO}$	>5	>5	>5	V
DC current gain ($I_C = 50\text{ mA}; V_{CE} = 3\text{ V}$)	h_{FE}	750	750	750	-
($I_C = 1.5\text{ A}; V_{CE} = 3\text{ V}$)	h_{FE}	>750	>750 (3000)	>750 (3000)	-
($I_C = 4\text{ A}; V_{CE} = 3\text{ V}$)	h_{FE}	1000	1000	1000	-
Base-emitter forward voltage ($I_C = 1.5\text{ A}; V_{CE} = 3\text{ V}$)	V_{BE}	<2.5	<2.5	<2.5	V
Collector-emitter saturation voltage ($I_C = 1.5\text{ A}; I_B = 30\text{ mA}$)	V_{CEsat}	<2.5	<2.5	<2.5	V
Forward voltage of the protective diode at $I_F = 3\text{ A}$	V_F	1.8	1.8	1.8	V

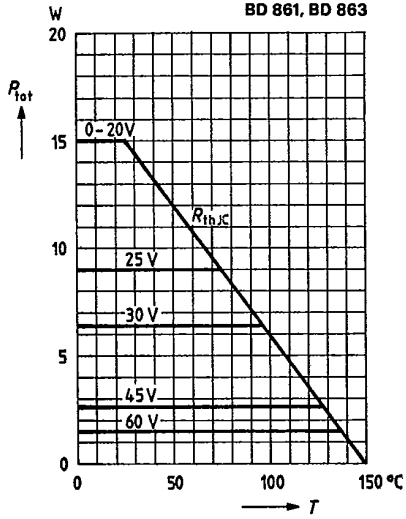
Dynamic characteristics ($T_{amb} = 25^{\circ}\text{C}$)					
Transition frequency ($I_C = 1.5\text{ A}; V_{CE} = 3\text{ V}; f = 1\text{ MHz}$)	f_T	7 (>1)	7 (>1)	7 (>1)	MHz
Cutoff frequency in common emitter emitter configuration ($I_C = 1.5\text{ A}; V_{CE} = 3\text{ V}$)	f_{hfe}	60	60	60	kHz

BD 861
 BD 863
 BD 865

SIEMENS AKTIENGESELLSCHAFT

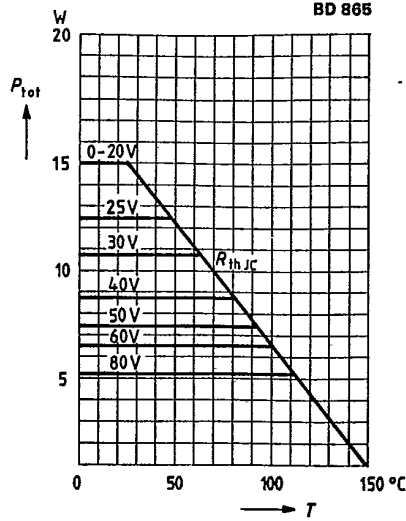
Total perm. power dissipation
 versus temperature
 $P_{tot} = f(T); V_{CE} = \text{parameter}$

BD 861, BD 863



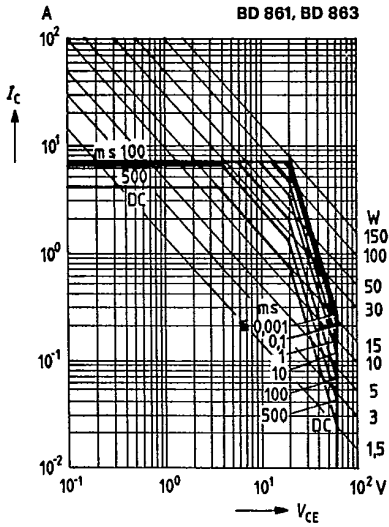
Total perm. power dissipation
 versus temperature
 $P_{tot} = f(T); V_{CE} = \text{parameter}$

BD 865



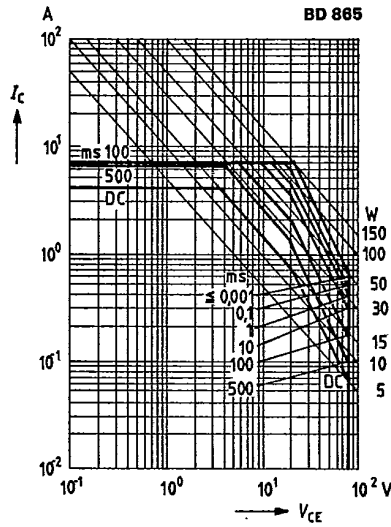
Permissible operating range
 $I_C = f(V_{CE}); T_{case} \leq 25^\circ\text{C}; D = 0.01$

BD 861, BD 863

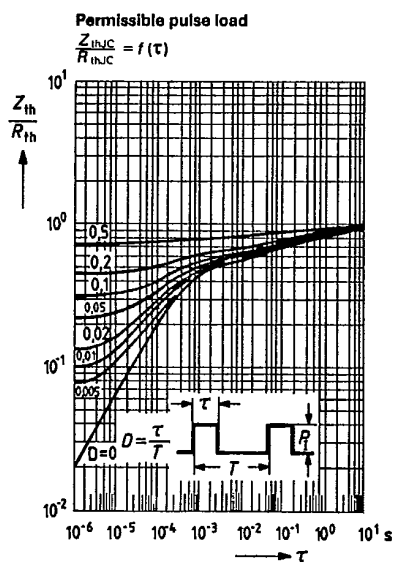


Permissible operating range
 $I_C = f(V_{CE}); T_{case} \leq 25^\circ\text{C}; D = 0.01$

BD 865



SIEMENS AKTIENGESELLSCHAFT





LittleDiode supplies new, hard to find or obsolete electronic components and semiconductors all over the world.

With over two million different components listed you are sure to find the part you need.

Feel free to visit us today at our online store:

LittleDiode.com

Looking forward to providing you with the best possible service.