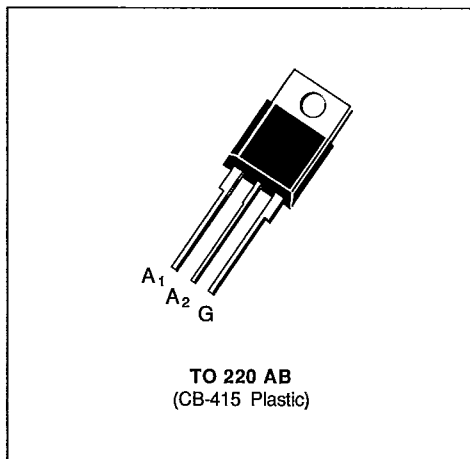


SNUBBERLESS TRIACS

- $I_{TRMS} = 8\text{ A}$ at $T_c = 90\text{ }^\circ\text{C}$.
- $V_{DRM} : 200\text{ V}$ to 800 V .
- $I_{GT} = 75\text{ mA}$ (QI-II-III).
- GLASS PASSIVATED CHIP.
- HIGH SURGE CURRENT : $I_{TSM} = 80\text{ A}$.
- HIGH COMMUTATION CAPABILITY :
(di/dt)_c > 10 A/ms without snubber.
- INSULATING VOLTAGE : 2500 V_{RMS} .



DESCRIPTION

New range suited for applications such as phase control and static switching on inductive or resistive load.

ABSOLUTE RATINGS (limiting values)

Symbol	Parameter		Value	Unit
I_{TRMS}	RMS on-state current (360 ° conduction angle)	$T_c = 90\text{ }^\circ\text{C}$	8	A
I_{TSM}	Non repetitive surge peak on-state current (T_J initial = $25\text{ }^\circ\text{C}$)	$t = 8.3\text{ ms}$	85	A
		$t = 10\text{ ms}$	80	
I^2t	I^2t value	$t = 10\text{ ms}$	32	A^2s
di/dt	Critical rate of rise of on-state current (1)	Repetitive $F = 50\text{ Hz}$	20	$\text{A}/\mu\text{s}$
		Non Repetitive	100	
T_{stg} T_J	Storage and operating junction temperature range		- 40, + 150 - 40, + 125	$^\circ\text{C}$ $^\circ\text{C}$

Symbol	Parameter	BTA 08-					Unit
		200 AW	400 AW	600 AW	700 AW	800 AW	
V_{DRM}	Repetitive peak off-state voltage (2)	± 200	± 400	± 600	± 700	± 800	V

(1) Gate supply : $I_G = 750\text{ mA}$ – $di_G/dt = 1\text{ A}/\mu\text{s}$.

(2) $T_J = 125\text{ }^\circ\text{C}$.

30E D ■ 7929237 0031501 & ■

THERMAL RESISTANCES

Symbol	Parameter	Value	Unit
$R_{th(j-a)}$	Junction to ambient	60	°C/W
$R_{th(j-c)}$ DC	Junction to case for DC	4.3	°C/W
$R_{th(j-c)}$ AC	Junction to case for 360° conduction angle (F = 50 Hz)	3.2	°C/W

GATE CHARACTERISTICS (maximum values)

 $P_{GM} = 40 \text{ W (} t = 10 \mu\text{s)}$ $P_{G(AV)} = 1 \text{ W}$ $I_{GM} = 4 \text{ A (} t = 10 \mu\text{s)}$ $V_{GM} = 16 \text{ V (} t = 10 \mu\text{s)}$

SGS-THOMSON

ELECTRICAL CHARACTERISTICS

Symbol	Test Conditions	Quadrants	Min.	Typ.	Max.	Unit
I_{GT}	$T_j = 25 \text{ °C}$ $V_D = 12 \text{ V}$ $R_L = 33 \text{ } \Omega$ Pulse duration > 20 μs	I-II-III	2		75	mA
V_{GT}	$T_j = 25 \text{ °C}$ $V_D = 12 \text{ V}$ $R_L = 33 \text{ } \Omega$ Pulse duration > 20 μs	I-II-III			1.5	V
V_{GD}	$T_j = 125 \text{ °C}$ $V_D = V_{DRM}$ $R_L = 3.3 \text{ k}\Omega$ Pulse duration > 20 μs	I-II-III	0.2			V
I_H^*	$T_j = 25 \text{ °C}$ $I_T = 100 \text{ mA}$ Gate open $R_L = 140 \text{ } \Omega$				75	mA
I_L	$T_j = 25 \text{ °C}$ $V_D = 12 \text{ V}$ Pulse duration > 20 μs	I-III		75		mA
		II		150		
V_{TM}^*	$T_j = 25 \text{ °C}$ $I_{TM} = 11 \text{ A}$ $t_p = 10 \text{ ms}$				1.75	V
I_{DRM}^*	$T_j = 25 \text{ °C}$ $T_j = 125 \text{ °C}$	V_{DRM} rated Gate open			0.01	mA
					2	
dv/dt^*	$T_j = 125 \text{ °C}$ Gate open Linear slope up to 0.67 V_{DRM}		750	1000		V/ μs
$(di/dt)_c^*$	$T_j = 125 \text{ °C}$ V_{DRM} rated Without snubber		10	20		A/ms
t_{gt}	$T_j = 25 \text{ °C}$ $I_T = 11 \text{ A}$ $di_G/dt = 3.5 \text{ A}/\mu\text{s}$ $V_D = V_{DRM}$	I-II-III		2		μs

* For either polarity of electrode A₂ voltage with reference to electrode A₁.

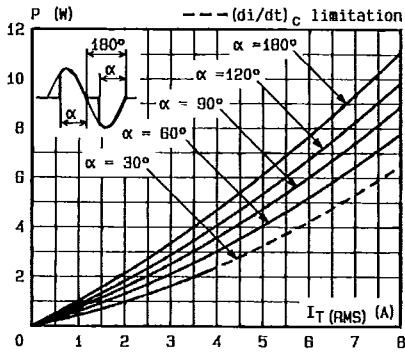


Fig. 1 - Maximum mean power dissipation versus RMS on-state current ($F = 60$ Hz).

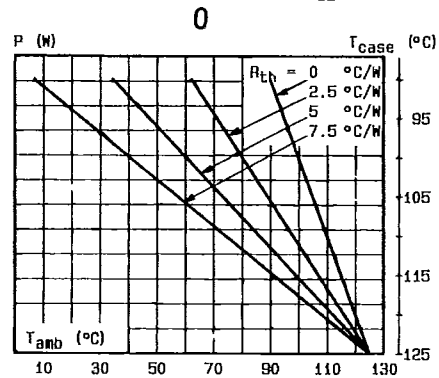


Fig. 2 - Correlation between maximum mean power dissipation and maximum allowable temperatures (T_{amb} and T_{case}) for different thermal resistances heatsink + contact.

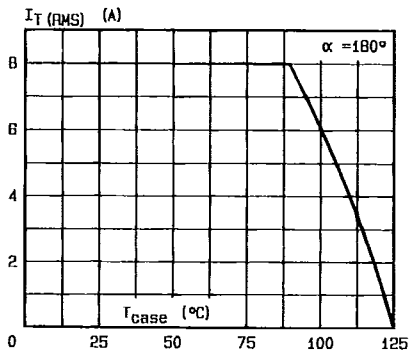


Fig. 3 - RMS on-state current versus case temperature.

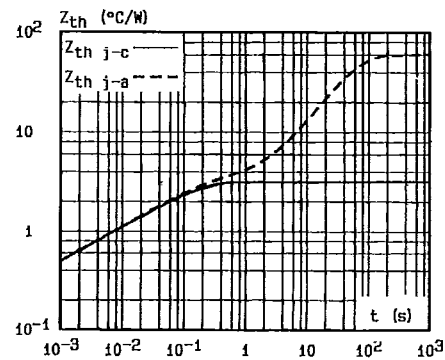


Fig. 4 - Thermal transient impedance junction to case and junction to ambient versus pulse duration.

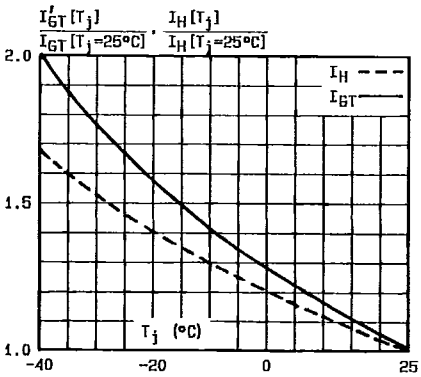


Fig. 5 - Relative variation of gate trigger current and holding current versus junction temperature.

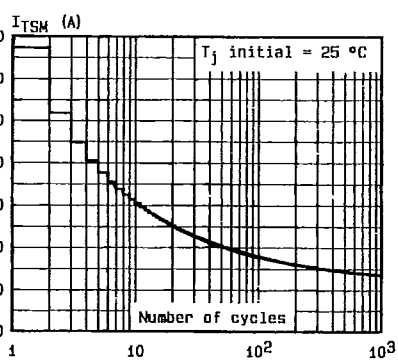


Fig. 6 - Non repetitive surge peak on-state current versus number of cycles.

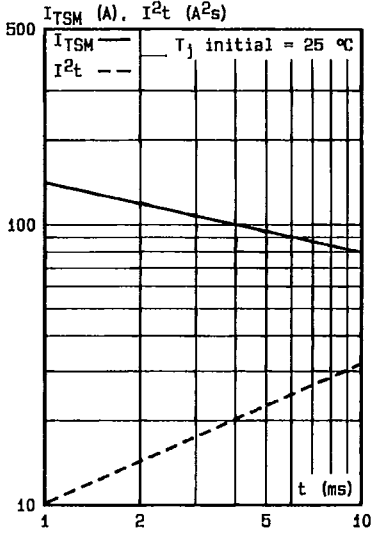


Fig.7 - Non repetitive surge peak on-state current for a sinusoidal pulse with width : $t \leq 10 \text{ ms}$, and corresponding value of I^2t .

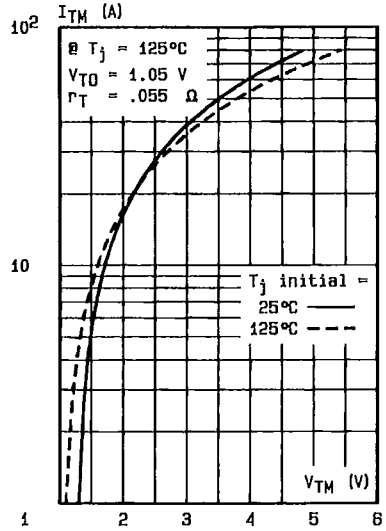
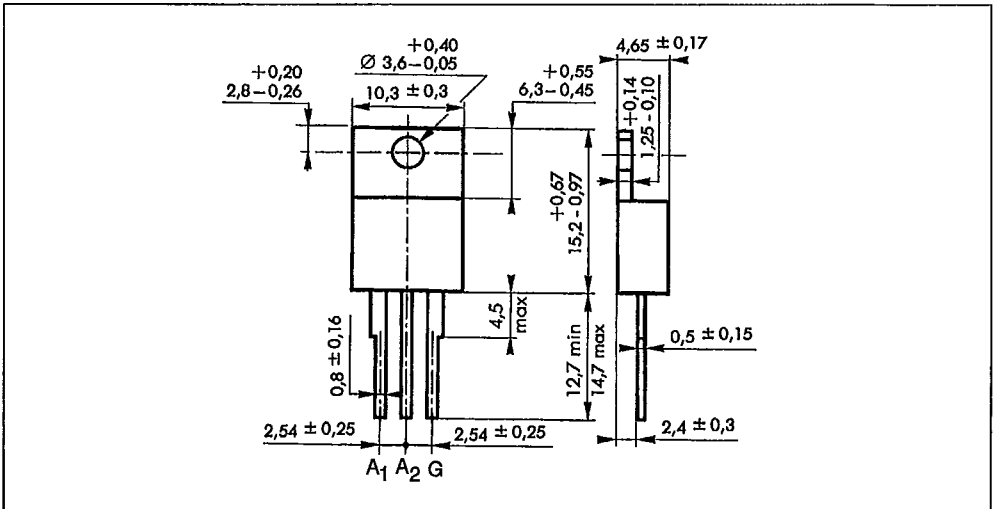


Fig.8 - On-state characteristics (maximum values).

PACKAGE MECHANICAL DATA

TO 220 AB (CB-415) Plastic



Cooling method : by conduction (method C)

Marking : type number

Weight : 2 g

This datasheet has been downloaded from:

www.DatasheetCatalog.com

Datasheets for electronic components.



LittleDiode supplies new, hard to find or obsolete electronic components and semiconductors all over the world.

With over two million different components listed you are sure to find the part you need.

Feel free to visit us today at our online store:

LittleDiode.com

Looking forward to providing you with the best possible service.