

Preliminary Data

SIPMOS® Small-Signal-Transistor

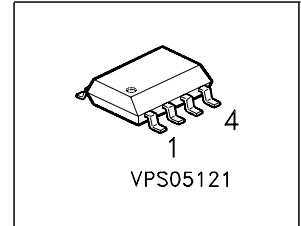
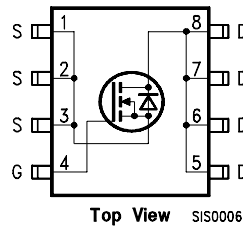
BSO 302SN

Features

- Single N channel
- Enhancement mode
- Avalanche rated
- Logic Level
- dv/dt rated

Product Summary

Drain source voltage	V_{DS}	30	V
Drain-Source on-state resistance	$R_{DS(on)}$	0.013	Ω
Continuous drain current	I_D	9.8	A



Type	Package	Ordering Code
BSO 302SN	SO 8	Q67041-S4029

Maximum Ratings, at $T_j = 25\text{ °C}$, unless otherwise specified

Parameter	Symbol	Value	Unit
Continuous drain current $T_C = 25\text{ °C}$	I_D	9.8	A
Pulsed drain current $T_C = 25\text{ °C}$	I_{Dpulse}	39.2	
Avalanche energy, single pulse $I_D = 9.8\text{ A}$, $V_{DD} = 25\text{ V}$, $R_{GS} = 25\text{ }\Omega$	E_{AS}	250	mJ
Avalanche current, periodic limited by T_{jmax}	I_{AR}	9.8	A
Avalanche energy, periodic limited by T_{jmax}	E_{AR}	0.2	mJ
Reverse diode dv/dt $I_S = 9.8\text{ A}$, $V_{DS} = 24\text{ V}$, $di/dt = 200\text{ A}/\mu\text{s}$, $T_{jmax} = 150\text{ °C}$	dv/dt	6	kV/ μs
Gate source voltage	V_{GS}	± 20	V
Power dissipation $T_C = 25\text{ °C}$	P_{tot}	2	W
Operating temperature	T_j	-55 ... +150	°C
Storage temperature	T_{stg}	-55 ... +150	
IEC climatic category; DIN IEC 68-1		55/150/56	

Thermal Characteristics

Parameter	Symbol	Values			Unit
		min.	typ.	max.	
Characteristics					
Thermal resistance, junction - soldering point	R_{thJS}	-	-	25	K/W
Thermal resistance @ 10 sec., min. footprint	$R_{th(JA)}$	-	-	75	
Thermal resistance @ 10 sec., 6 cm ² cooling area ¹⁾	$R_{th(JA)}$	-	-	62.5	

Electrical Characteristics, at $T_j = 25^\circ\text{C}$, unless otherwise specified

Parameter	Symbol	Values			Unit
		min.	typ.	max.	
Static Characteristics					
Drain- source breakdown voltage $V_{GS} = 0\text{ V}$, $I_D = 0.25\text{ mA}$	$V_{(BR)DSS}$	30	-	-	V
Gate threshold voltage, $V_{GS} = V_{DS}$ $I_D = 80\ \mu\text{A}$	$V_{GS(th)}$	1.2	1.6	2	
Zero gate voltage drain current $V_{DS} = 30\text{ V}$, $V_{GS} = 0\text{ V}$, $T_j = 25^\circ\text{C}$ $V_{DS} = 30\text{ V}$, $V_{GS} = 0\text{ V}$, $T_j = 150^\circ\text{C}$	I_{DSS}	-	0.1	1	μA
Gate-source leakage current $V_{GS} = 20\text{ V}$, $V_{DS} = 0\text{ V}$	I_{GSS}	-	10	100	
Drain-Source on-state resistance $V_{GS} = 4.5\text{ V}$, $I_D = 8.6\text{ A}$ $V_{GS} = 10\text{ V}$, $I_D = 9.8\text{ A}$	$R_{DS(on)}$	-	0.012	0.017	Ω
		-	0.008	0.013	

¹ Device on 40mm*40mm*1.5mm epoxy PCB FR4 with 6 cm² (one layer, 70 μm thick) copper area for drain connection. PCB is vertical without blown air.

Electrical Characteristics

Parameter	Symbol	Values			Unit
		min.	typ.	max.	
Characteristics					
Transconductance $V_{DS} \geq 2 \cdot I_D \cdot R_{DS(on)max}$, $I_D = 8.6$ A	g_{fs}	14	28	-	S
Input capacitance $V_{GS} = 0$ V, $V_{DS} = 25$ V, $f = 1$ MHz	C_{iss}	-	1630	2040	pF
Output capacitance $V_{GS} = 0$ V, $V_{DS} = 25$ V, $f = 1$ MHz	C_{oss}	-	710	890	
Reverse transfer capacitance $V_{GS} = 0$ V, $V_{DS} = 25$ V, $f = 1$ MHz	C_{rss}	-	335	420	
Turn-on delay time $V_{DD} = 15$ V, $V_{GS} = 4.5$ V, $I_D = 8.6$ A, $R_G = 1.6$ Ω	$t_{d(on)}$	-	20	30	ns
Rise time $V_{DD} = 15$ V, $V_{GS} = 4.5$ V, $I_D = 8.6$ A, $R_G = 1.6$ Ω	t_r	-	120	180	
Turn-off delay time $V_{DD} = 15$ V, $V_{GS} = 4.5$ V, $I_D = 8.6$ A, $R_G = 1.6$ Ω	$t_{d(off)}$	-	37	55	ns
Fall time $V_{DD} = 15$ V, $V_{GS} = 4.5$ V, $I_D = 8.6$ A, $R_G = 1.6$ Ω	t_f	-	72	110	ns

Electrical Characteristics, at $T_j = 25\text{ }^\circ\text{C}$, unless otherwise specified

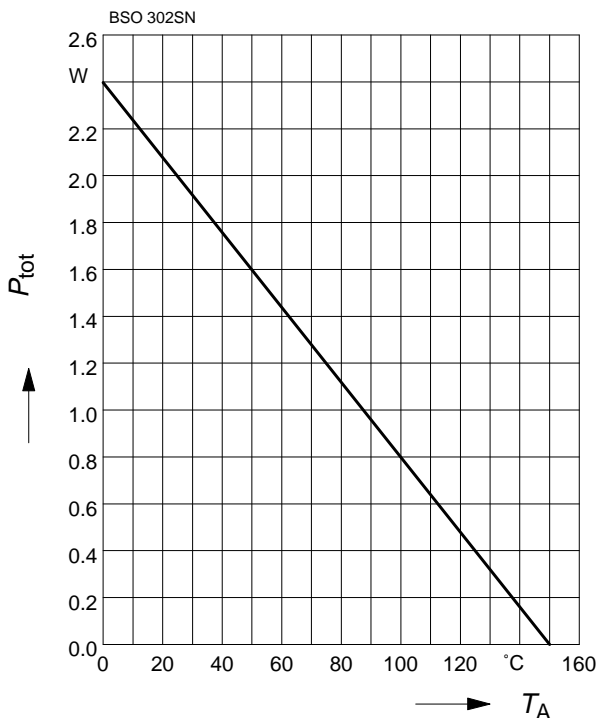
Parameter at $T_j = 25\text{ }^\circ\text{C}$, unless otherwise specified	Symbol	Values			Unit
		min.	typ.	max.	
Dynamic Characteristics					
Gate charge at threshold $V_{DD} = 24\text{ V}$, $I_D \geq 0,1\text{ A}$, $V_{GS} = 0\text{ to }1\text{ V}$	$Q_{G(th)}$	-	2	3	nC
Gate charge at $V_{gs}=5\text{V}$ $V_{DD} = 24\text{ V}$, $I_D = 9.8\text{ A}$, $V_{GS} = 0\text{ to }5\text{ V}$	$Q_{g(5)}$	-	37	55	
Gate charge total $V_{DD} = 15\text{ V}$, $I_D = 9.8\text{ A}$, $V_{GS} = 0\text{ to }10\text{ V}$	Q_g	-	60	90	nC
Gate plateau voltage $V_{DD} = 24\text{ V}$, $I_D = 9.8\text{ A}$	$V_{(plateau)}$	-	2.95	-	V

Reverse Diode

Inverse diode continuous forward current $T_C = 25\text{ }^\circ\text{C}$	I_S	-	-	9.8	A
Inverse diode direct current,pulsed $T_C = 25\text{ }^\circ\text{C}$	I_{SM}	-	-	39.2	
Inverse diode forward voltage $V_{GS} = 0\text{ V}$, $I_F = 19.6\text{ A}$	V_{SD}	-	0.9	1.6	V
Reverse recovery time $V_R = 15\text{ V}$, $I_F = I_S$, $di_F/dt = 100\text{ A}/\mu\text{s}$	t_{rr}	-	70	105	ns
Reverse recovery charge $V_R = 15\text{ V}$, $I_F = I_S$, $di_F/dt = 100\text{ A}/\mu\text{s}$	Q_{rr}	-	80	120	μC

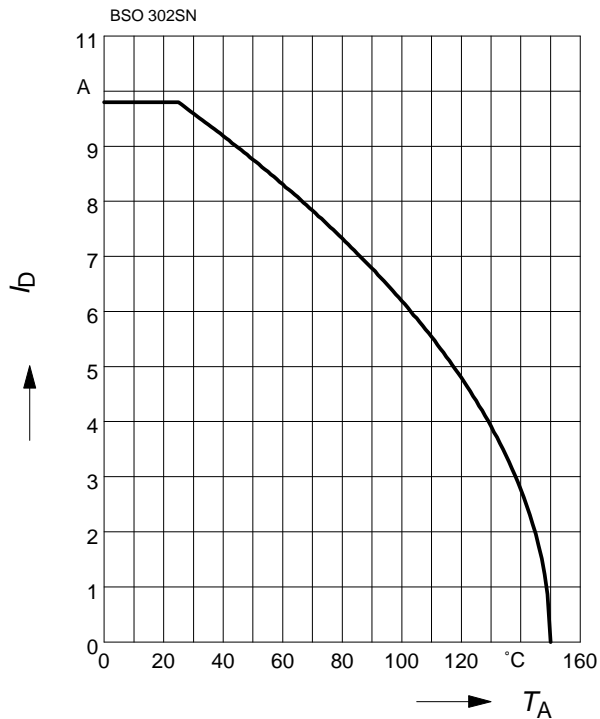
Power dissipation

$P_{tot} = f(T_A)$



Drain current

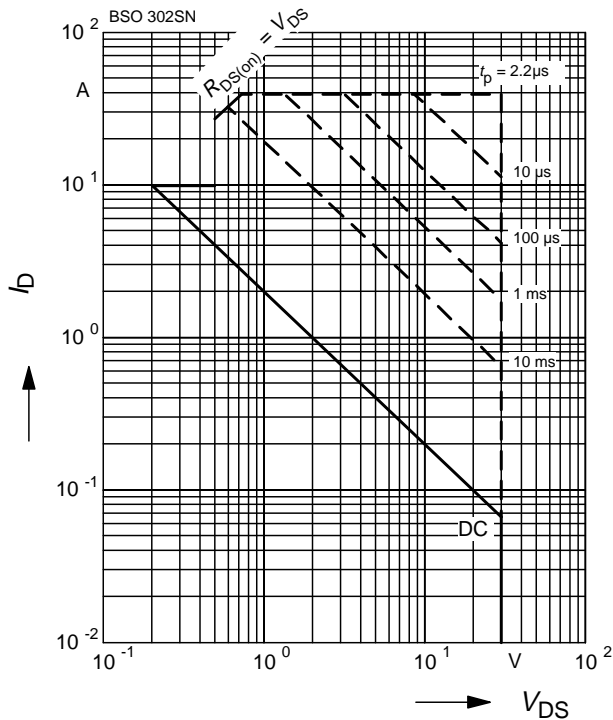
$I_D = f(T_A)$



Safe operating area

$I_D = f(V_{DS})$

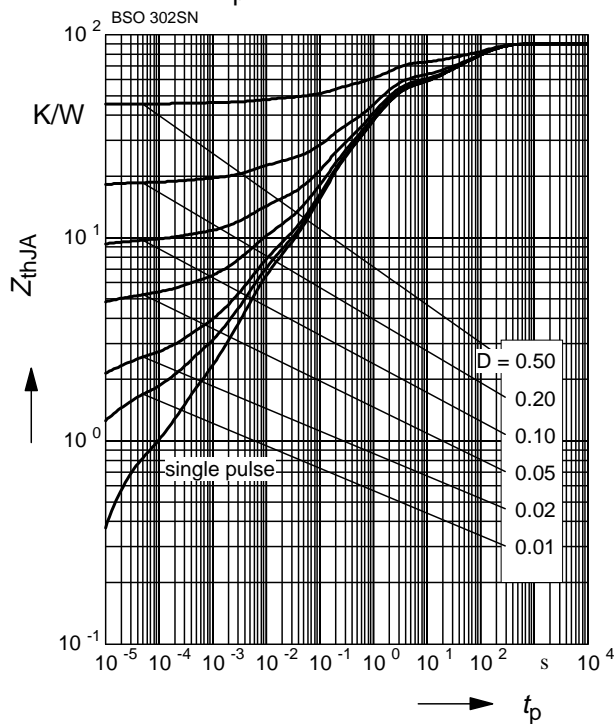
parameter : $D = 0$, $T_A = 25\text{ °C}$



Transient thermal impedance

$Z_{thJA} = f(t_p)$

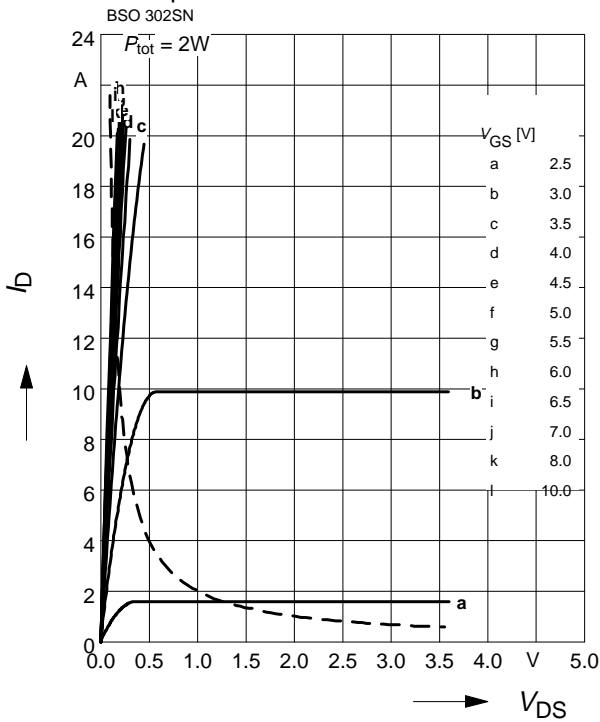
parameter : $D = t_p/T$



Typ. output characteristics

$I_D = f(V_{DS})$

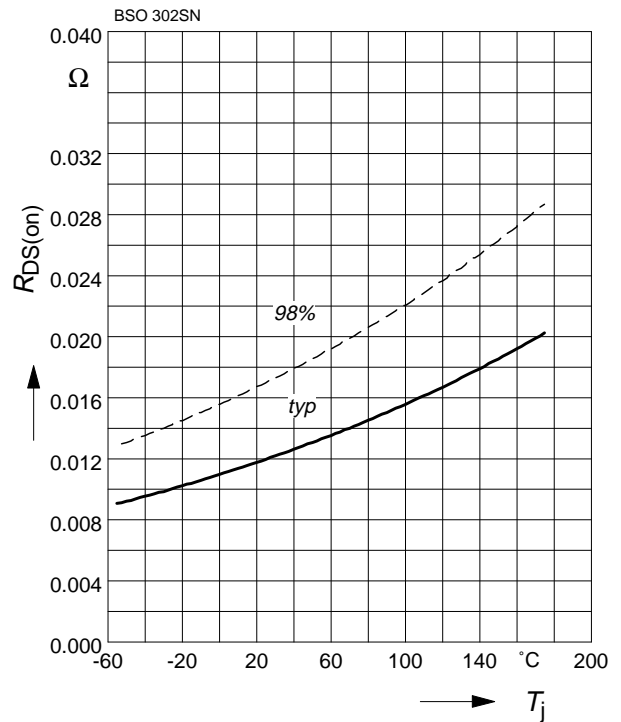
parameter: $t_p = 80 \mu s$



Drain-source on-resistance

$R_{DS(on)} = f(T_j)$

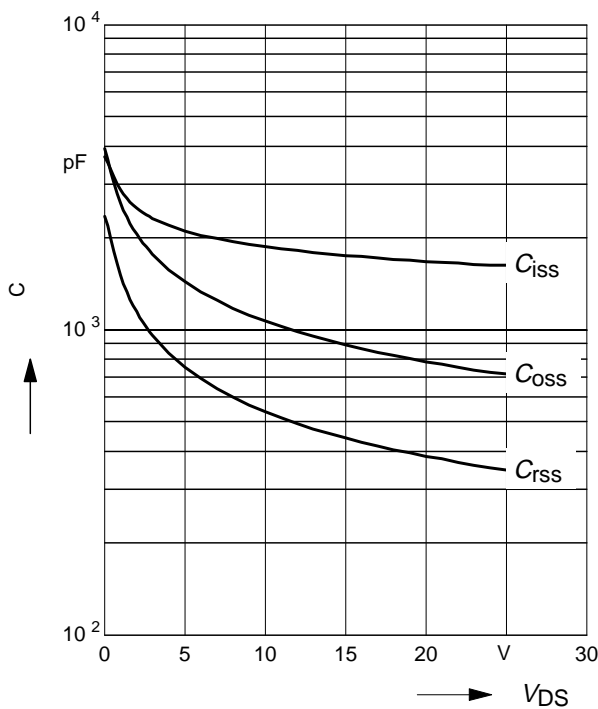
parameter : $I_D = 8.6 A, V_{GS} = 4.5 V$



Typ. capacitances

$C = f(V_{DS})$

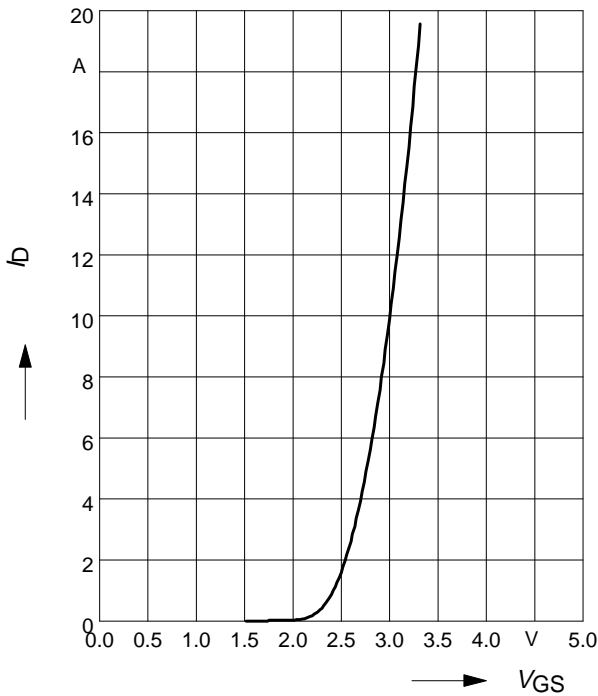
parameter: $V_{GS} = 0 V, f = 1 MHz$



Typ. transfer characteristics $I_D = f(V_{GS})$

parameter: $t_p = 80 \mu s$

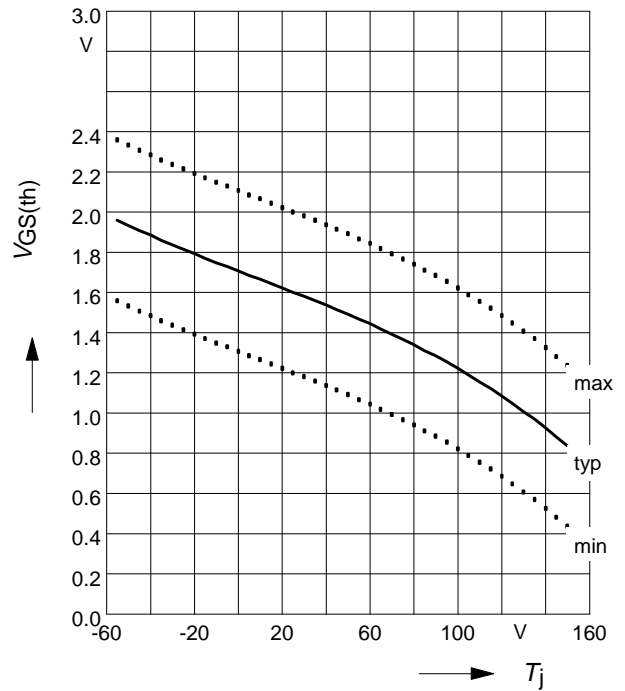
$V_{DS} \geq 2 \times I_D \times R_{DS(on) \max}$



Gate threshold voltage $V_{GS(th)} = f(T_j)$

$V_{GS(th)} = f(T_j)$

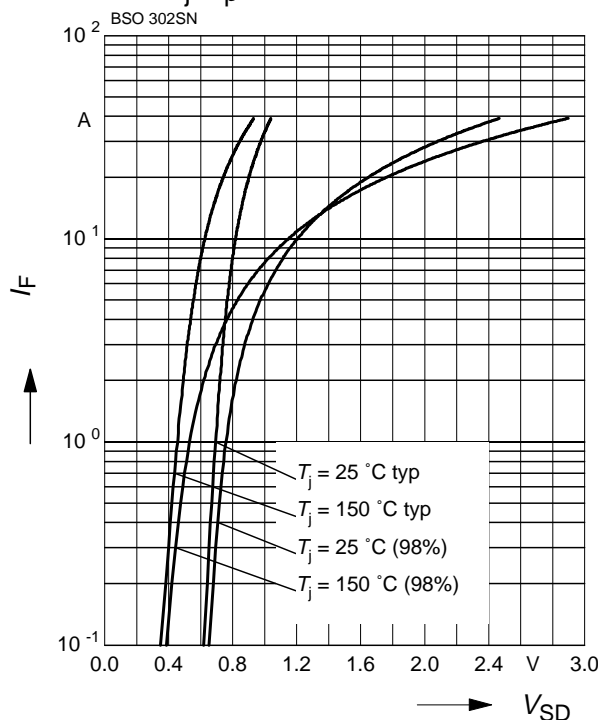
parameter: $V_{GS} = V_{DS}, I_D = 80 \mu A$



Forward characteristics of reverse diode $I_F = f(V_{SD})$

$I_F = f(V_{SD})$

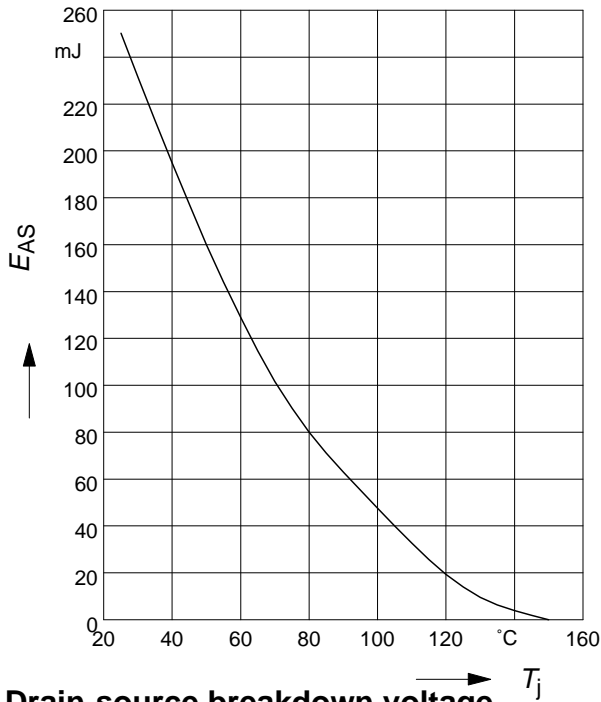
parameter: $T_j, t_p = 80 \mu s$



Avalanche Energy $E_{AS} = f(T_j)$

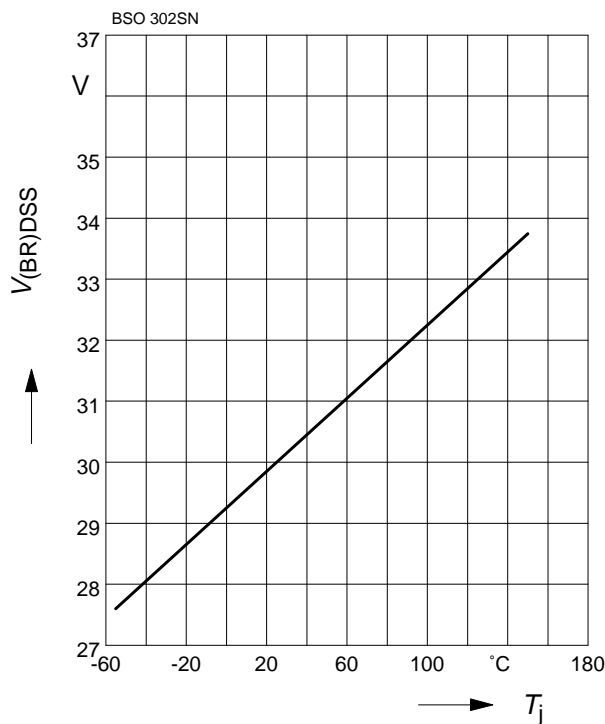
parameter: $I_D = 9.8 \text{ A}$, $V_{DD} = 25 \text{ V}$

$R_{GS} = 25 \text{ } \Omega$



Drain-source breakdown voltage $V_{(BR)DSS} = f(T_j)$

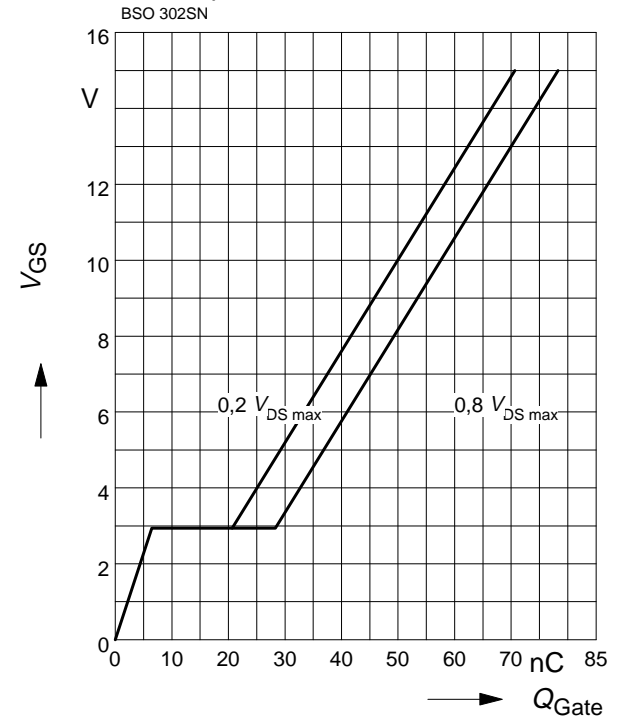
$V_{(BR)DSS} = f(T_j)$



Typ. gate charge $V_{GS} = f(Q_{Gate})$

$V_{GS} = f(Q_{Gate})$

parameter: $I_{D \text{ puls}} = 9.8 \text{ A}$





LittleDiode supplies new, hard to find or obsolete electronic components and semiconductors all over the world.

With over two million different components listed you are sure to find the part you need.

Feel free to visit us today at our online store:

LittleDiode.com

Looking forward to providing you with the best possible service.