

IMR Series

3...15 Watt DC-DC Converter



Input voltage range up to 72 V DC
 1, 2 and 3 outputs up to 30 V DC
 500 V DC I/O electric strength test voltage

- Low cost
- Short circuit proof
- Efficiency up to 82%

Selection chart

Output 1		Output 2		Output 3		Type	Type	Type
$U_o \text{ nom}$	$I_o \text{ nom}$	$U_o \text{ nom}$	$I_o \text{ nom}$	$U_o \text{ nom}$	$I_o \text{ nom}$	Input voltage ¹	Input voltage	Input voltage
[V DC]	[mA]	[V DC]	[mA]	[V DC]	[mA]	9...18 V DC	18...36 V DC	36...72 V DC
3.3	1500	-	-	-	-	12 IMR 6-03-2	24 IMR 6-03-2	48 IMR 6-03-2
3.3	3000	-	-	-	-	12 IMR 15-03-2	24 IMR 15-03-2	48 IMR 15-03-2
5	500	-	-	-	-	12 IMR 3-05-2	24 IMR 3-05-2	48 IMR 3-05-2
5	1000	-	-	-	-	12 IMR 6-05-2	24 IMR 6-05-2	48 IMR 6-05-2
5	3000	-	-	-	-	12 IMR 15-05-2	24 IMR 15-05-2	48 IMR 15-05-2
12	250	-	-	-	-	12 IMR 3-12-2	24 IMR 3-12-2	48 IMR 3-12-2
12	500	-	-	-	-	12 IMR 6-12-2	24 IMR 6-12-2	48 IMR 6-12-2
12	1250	-	-	-	-	12 IMR 15-12-2	24 IMR 15-12-2	48 IMR 15-12-2
15	200	-	-	-	-	12 IMR 3-15-2	24 IMR 3-15-2	48 IMR 3-15-2
15	400	-	-	-	-	12 IMR 6-15-2	24 IMR 6-15-2	48 IMR 6-15-2
15	1000	-	-	-	-	12 IMR 15-15-2	24 IMR 15-15-2	48 IMR 15-15-2
+5	250	-5	250	-	-	12 IMR 3-0505-2	24 IMR 3-0505-2	48 IMR 3-0505-2
+5	50	-5	50	-	-	12 IMR 6-0505-2	24 IMR 6-0505-2	48 IMR 6-0505-2
+12	125	-12	125	-	-	12 IMR 3-1212-2	24 IMR 3-1212-2	48 IMR 3-1212-2
+12	250	-12	250	-	-	12 IMR 6-1212-2	24 IMR 6-1212-2	48 IMR 6-1212-2
+12	625	-12	625	-	-	12 IMR 15-1212-2	24 IMR 15-1212-2	48 IMR 15-1212-2
+15	100	-15	100	-	-	12 IMR 3-1515-2	24 IMR 3-1515-2	48 IMR 3-1515-2
+15	200	-15	200	-	-	12 IMR 6-1515-2	24 IMR 6-1515-2	48 IMR 6-1515-2
+15	500	-15	500	-	-	12 IMR 15-1515-2	24 IMR 15-1515-2	48 IMR 15-1515-2
5	2000	+12	200	-12	200	12 IMR 15-051212-2	24 IMR 15-051212-2	48 IMR 15-051212-2
5	2000	+15	200	-15	200	12 IMR 15-051515-2	24 IMR 15-051515-2	48 IMR 15-051515-2

¹ 12 IMR 3 and 12 IMR 15 types: output current $I_o \text{ nom}$ see: Application Note - Output Data

Input

Input voltage	continuous range, 12 V	9...18 V DC
	continuous range, 24 V	18...36 V DC
	continuous range, 48 V	36...72 V DC
Protection	reverse input voltage, current limitation	

Output

Efficiency		up to 82%
Minimum load	recommended	20% $I_{o\ nom}$
Line regulation	$U_{i\ min}...U_{i\ max}, I_{o\ nom}$	$\pm 1\%$
Load regulation	$U_{i\ nom}, 0...100\% I_{o\ nom},$ single output models	2%
	dual output models (traching)	5%
	triple output models (traching)	6%
Ripple and noise	$U_{i\ nom}, (20...100\%) I_{o\ nom}$	2% $U_{o\ nom}$

Protection

Overload protection	$U_{i\ nom},$ full load	125% $P_{i\ nom}$
No-load protection		

Safety

I/O electric strength test	per EN 60950	500 V DC
Electromagnetic interference	conducted per EN 55022 with external filter	class B

Environmental

Operating temperature	$U_{i\ nom}, I_{o\ nom}$	-10...50°C
Storage temperature	non operational	-40...100°C
Relative humidity	non condensing	95%
MTBF	per MIL-HDBK-217F, N2	>3'000'000 h

Options

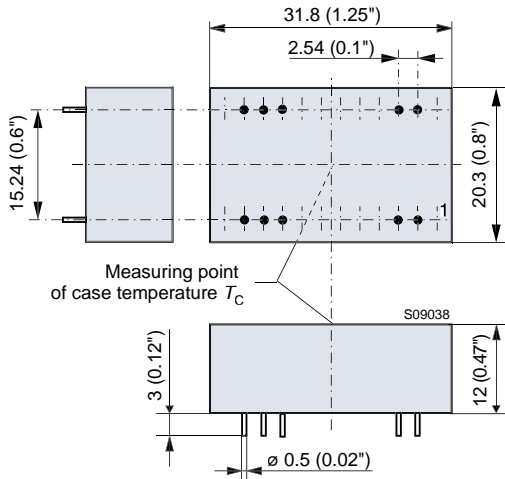
Extended temperature range	-25...71 °C, ambient, operating, IMR 3, IMR 6	-7
----------------------------	---	----

Mechanical data

Tolerances ± 0.3 mm (0.012") unless otherwise indicated.



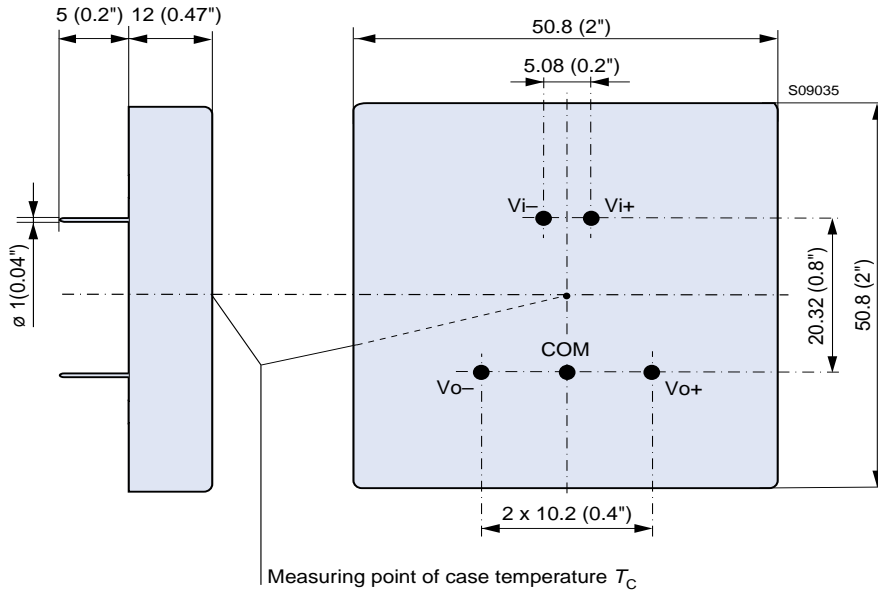
IMR 3



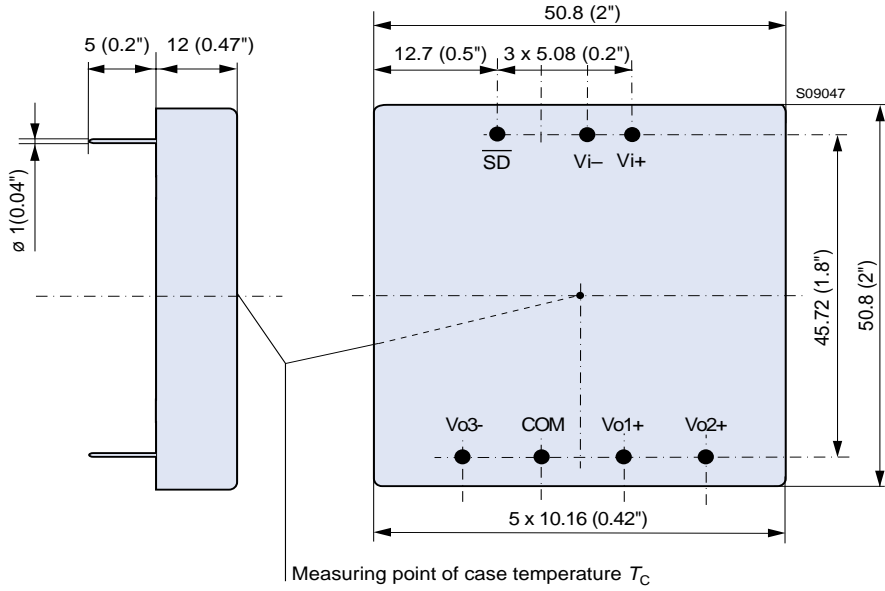
Pin allocation IMR 3

Pin	Single output unit	Dual output unit
2	Vi-	Vi-
3	Vi-	Vi-
9	n.c.	COM
11	n.c.	Vo-
14	Vo+	Vo+
16	Vo-	COM
22	Vi+	Vi+
23	Vi+	Vi+

IMR 6



IMR 15



Accessories

DIN and chassis mounting bracket.



LittleDiode supplies new, hard to find or obsolete electronic components and semiconductors all over the world.

With over two million different components listed you are sure to find the part you need.

Feel free to visit us today at our online store:

LittleDiode.com

Looking forward to providing you with the best possible service.