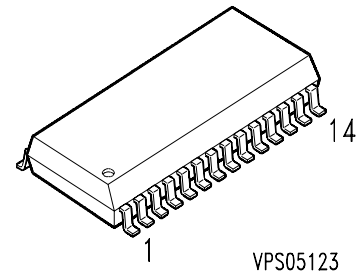
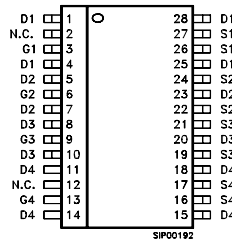


SIPMOS® Power Transistor

- Quad-channel
- Enhancement mode
- Avalanche-rated
- dv/dt rated



Type	V_{DS}	I_D	$R_{DS(on)}$	Package	Ordering Code
BUZ 100S-4	55 V	8 A	0.02 Ω	P-DSO-28	C67078-S. . . . -A..

Maximum Ratings

Parameter	Symbol	Values	Unit
Continuous drain current <i>one channel active</i> $T_A = 25\text{ }^\circ\text{C}$	I_D	8	A
Pulsed drain current <i>one channel active</i> $T_A = 25\text{ }^\circ\text{C}$	I_{Dpuls}	32	A
Avalanche energy, single pulse $I_D = 8\text{ A}$, $V_{DD} = 25\text{ V}$, $R_{GS} = 25\text{ }\Omega$ $L = 11.8\text{ mH}$, $T_j = 25\text{ }^\circ\text{C}$	E_{AS}	380	mJ
Reverse diode dv/dt $I_S = 8\text{ A}$, $V_{DS} = 40\text{ V}$, $di_F/dt = 200\text{ A}/\mu\text{s}$ $T_{jmax} = 175\text{ }^\circ\text{C}$	dv/dt	6	kV/ μs
Gate source voltage	V_{GS}	± 20	V
Power dissipation , <i>one channel active</i> $T_A = 25\text{ }^\circ\text{C}$	P_{tot}	2.4	W
Operating temperature	T_j	-55 ... + 175	$^\circ\text{C}$
Storage temperature	T_{stg}	-55 ... + 175	$^\circ\text{C}$
IEC climatic category, DIN IEC 68-1		55 / 175 / 56	

Thermal Characteristics

Parameter	Symbol	Values			Unit
		min.	typ.	max.	
Thermal resistance, junction - soldering point ¹⁾	R_{thJS}	-	-	tbd	K/W
Thermal resistance, junction - ambient ²⁾	R_{thJA}	-	-	62.5	

1) Device on 50mm*50mm*1.5mm epoxy PCB FR4 with 6 cm² (one layer, 70µm thick) copper area for Drain connection. PCB is vertical without blown air.

2) one channel active

Electrical Characteristics, at $T_j = 25^\circ\text{C}$, unless otherwise specified

Parameter	Symbol	Values			Unit
		min.	typ.	max.	

Static Characteristics

Drain- source breakdown voltage $V_{GS} = 0\text{ V}$, $I_D = 0.25\text{ mA}$, $T_j = 25\text{ }^\circ\text{C}$	$V_{(BR)DSS}$	55	-	-	V
Gate threshold voltage $V_{GS} = V_{DS}$, $I_D = 130\text{ }\mu\text{A}$	$V_{GS(th)}$	2.1	3	4	
Zero gate voltage drain current $V_{DS} = 55\text{ V}$, $V_{GS} = 0\text{ V}$, $T_j = -40\text{ }^\circ\text{C}$ $V_{DS} = 55\text{ V}$, $V_{GS} = 0\text{ V}$, $T_j = 25\text{ }^\circ\text{C}$ $V_{DS} = 55\text{ V}$, $V_{GS} = 0\text{ V}$, $T_j = 150\text{ }^\circ\text{C}$	I_{DSS}	-	-	0.1 1 100	μA
Gate-source leakage current $V_{GS} = 20\text{ V}$, $V_{DS} = 0\text{ V}$	I_{GSS}	-	10	100	
Drain-Source on-resistance $V_{GS} = 10\text{ V}$, $I_D = 8\text{ A}$	$R_{DS(on)}$	-	0.016	0.02	

Electrical Characteristics, at $T_j = 25^\circ\text{C}$, unless otherwise specified

Parameter	Symbol	Values			Unit
		min.	typ.	max.	
Dynamic Characteristics					
Transconductance $V_{DS} \geq 2 \cdot I_D \cdot R_{DS(on)max}$, $I_D = 8 \text{ A}$	g_{fs}	15	-	-	S
Input capacitance $V_{GS} = 0 \text{ V}$, $V_{DS} = 25 \text{ V}$, $f = 1 \text{ MHz}$	C_{iss}	-	1900	2375	pF
Output capacitance $V_{GS} = 0 \text{ V}$, $V_{DS} = 25 \text{ V}$, $f = 1 \text{ MHz}$	C_{oss}	-	615	770	
Reverse transfer capacitance $V_{GS} = 0 \text{ V}$, $V_{DS} = 25 \text{ V}$, $f = 1 \text{ MHz}$	C_{rss}	-	310	390	
Turn-on delay time $V_{DD} = 30 \text{ V}$, $V_{GS} = 10 \text{ V}$, $I_D = 8 \text{ A}$ $R_G = 4.6 \Omega$	$t_{d(on)}$	-	25	40	ns
Rise time $V_{DD} = 30 \text{ V}$, $V_{GS} = 10 \text{ V}$, $I_D = 8 \text{ A}$ $R_G = 4.6 \Omega$	t_r	-	25	40	
Turn-off delay time $V_{DD} = 30 \text{ V}$, $V_{GS} = 10 \text{ V}$, $I_D = 8 \text{ A}$ $R_G = 4.6 \Omega$	$t_{d(off)}$	-	75	115	
Fall time $V_{DD} = 30 \text{ V}$, $V_{GS} = 10 \text{ V}$, $I_D = 8 \text{ A}$ $R_G = 4.6 \Omega$	t_f	-	35	55	
Gate charge at threshold $V_{DD} = 40 \text{ V}$, $I_D \geq 0.1 \text{ A}$, $V_{GS} = 0 \text{ to } 1 \text{ V}$	$Q_{g(th)}$	-	3.8	5.7	nC
Gate charge at 7.0 V $V_{DD} = 40 \text{ V}$, $I_D = 8 \text{ A}$, $V_{GS} = 0 \text{ to } 7 \text{ V}$	$Q_{g(7)}$	-	50	75	
Gate charge total $V_{DD} = 40 \text{ V}$, $I_D = 8 \text{ A}$, $V_{GS} = 0 \text{ to } 10 \text{ V}$	$Q_{g(total)}$	-	63	95	
Gate plateau voltage $V_{DD} = 40 \text{ V}$, $I_D = 8 \text{ A}$	$V_{(plateau)}$	-	4.43	-	V

Electrical Characteristics, at $T_j = 25^\circ\text{C}$, unless otherwise specified

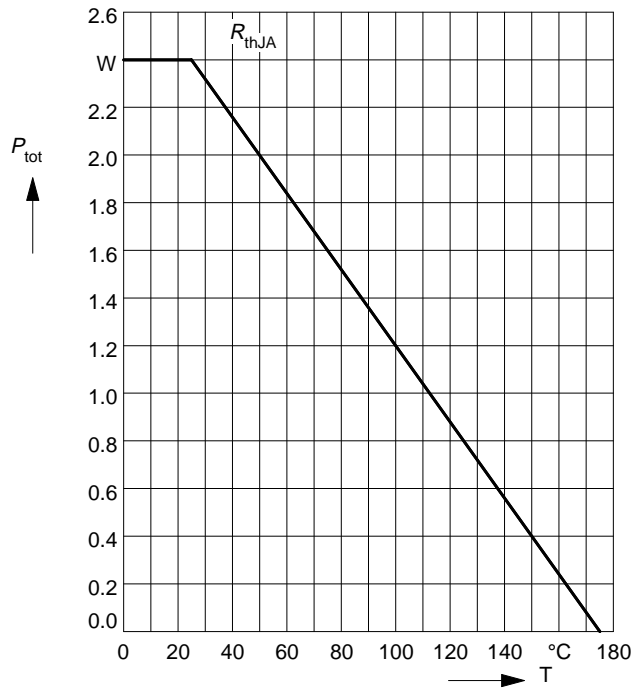
Parameter	Symbol	Values			Unit
		min.	typ.	max.	

Reverse Diode

Inverse diode continuous forward current $T_A = 25^\circ\text{C}$	I_S	-	-	8	A
Inverse diode direct current, pulsed $T_A = 25^\circ\text{C}$	I_{SM}	-	-	32	
Inverse diode forward voltage $V_{GS} = 0\text{ V}, I_F = 16\text{ A}$	V_{SD}	-	0.95	1.6	V
Reverse recovery time $V_R = 30\text{ V}, I_F = I_S, di_F/dt = 100\text{ A}/\mu\text{s}$	t_{rr}	-	70	105	ns
Reverse recovery charge $V_R = 30\text{ V}, I_F = I_S, di_F/dt = 100\text{ A}/\mu\text{s}$	Q_{rr}	-	0.2	0.3	μC

Power dissipation

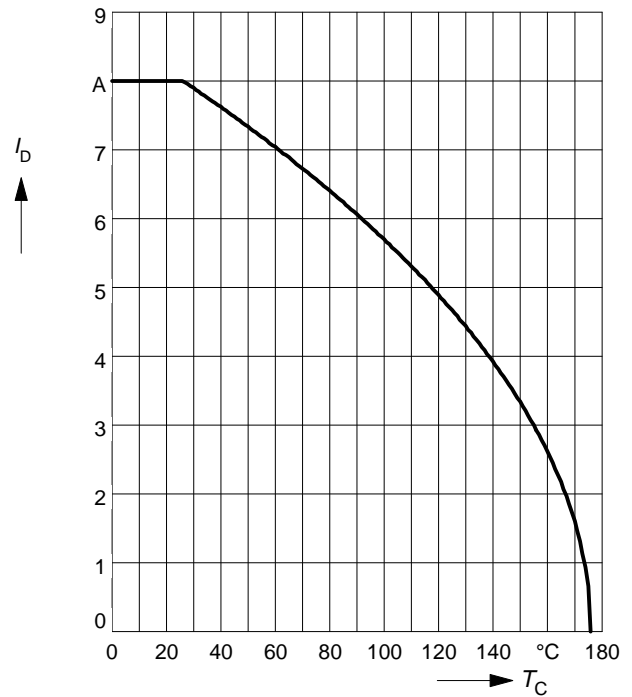
$$P_{\text{tot}} = f(T)$$



Drain current

$$I_D = f(T_C)$$

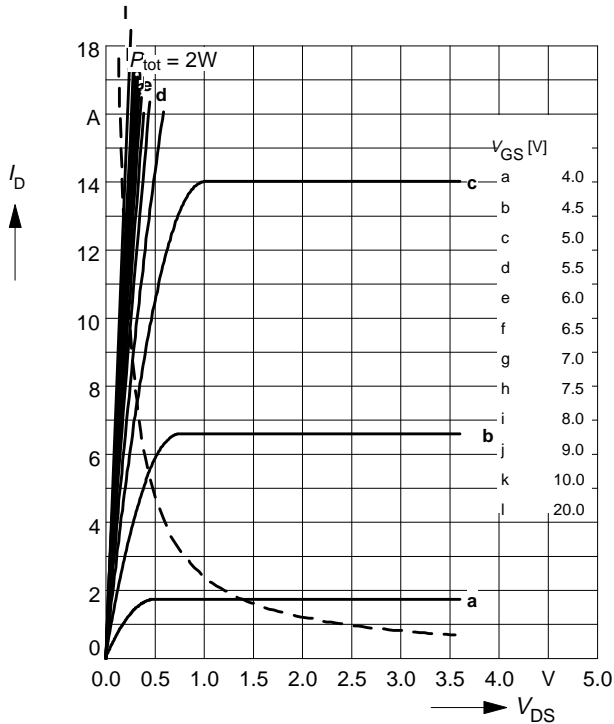
parameter: $V_{\text{GS}} \geq 10 \text{ V}$



Typ. output characteristics

$$I_D = f(V_{DS})$$

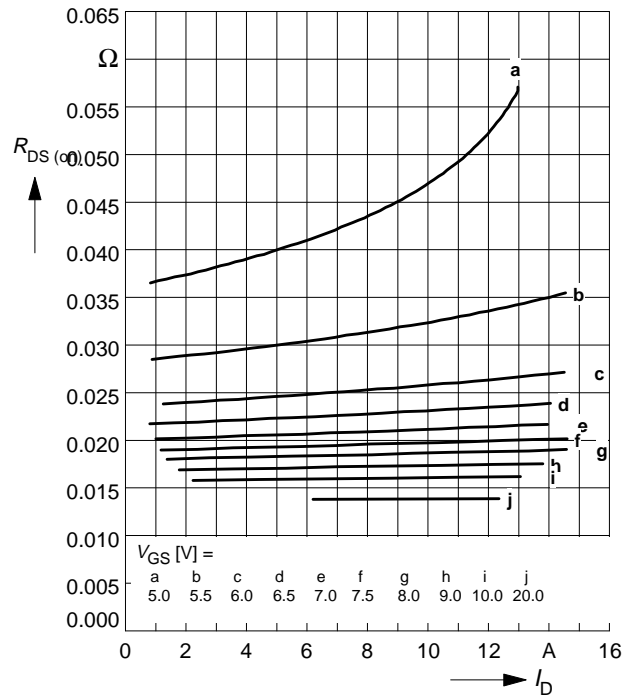
parameter: $t_p = 80 \mu s$



Typ. drain-source on-resistance

$$R_{DS(on)} = f(I_D)$$

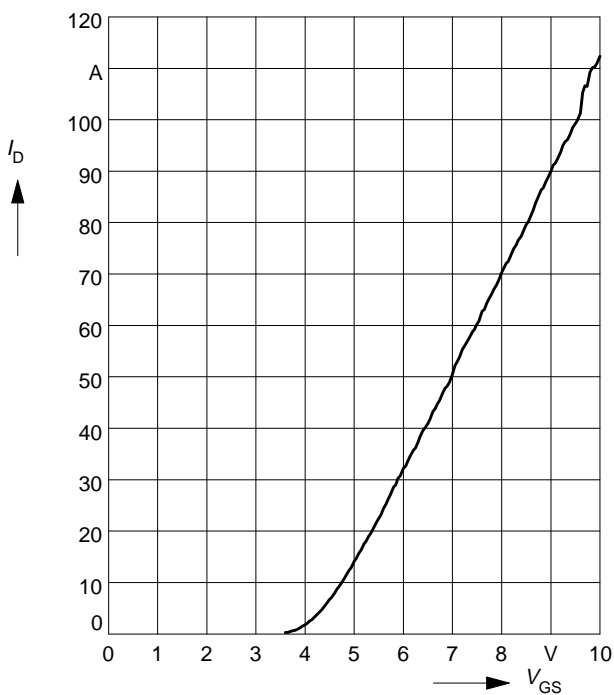
parameter: $t_p = 80 \mu s, T_j = 25 \text{ }^\circ\text{C}$



Typ. transfer characteristics $I_D = f(V_{GS})$

parameter: $t_p = 80 \mu s$

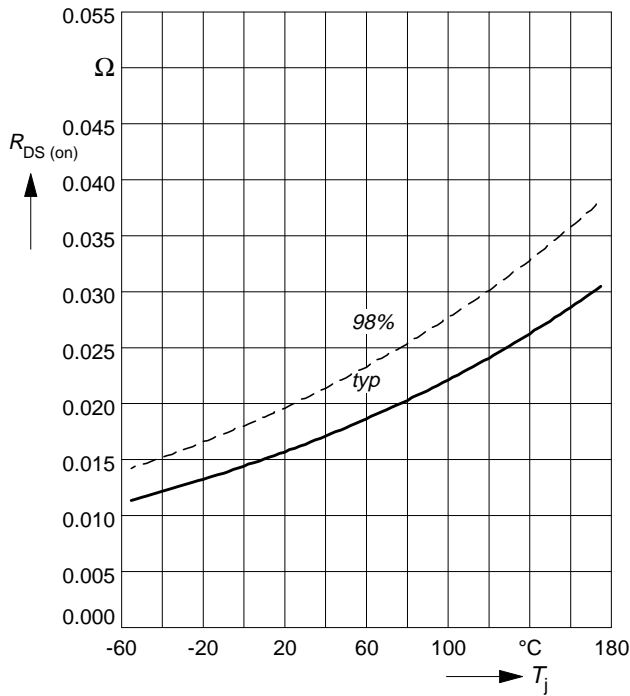
$$V_{DS} \geq 2 \times I_D \times R_{DS(on)max}$$



Drain-source on-resistance

$$R_{DS(on)} = f(T_j)$$

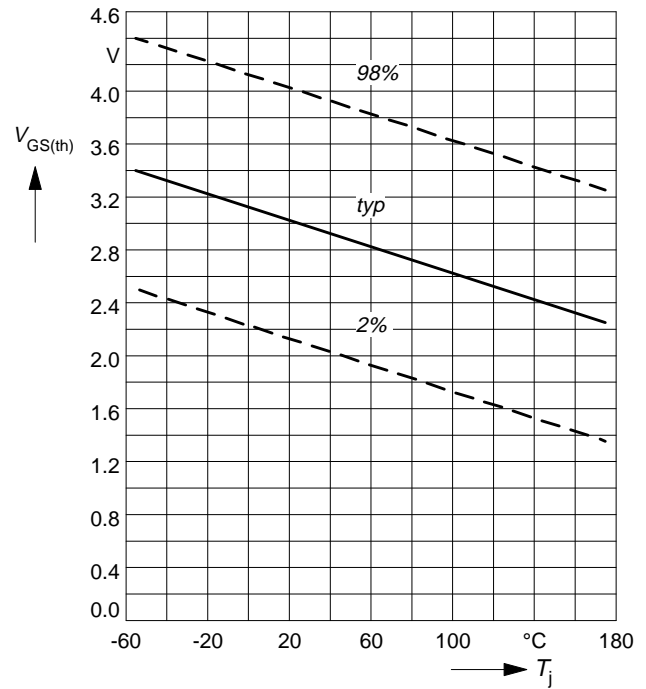
parameter: $I_D = 8\text{ A}$, $V_{GS} = 10\text{ V}$



Gate threshold voltage

$$V_{GS(th)} = f(T_j)$$

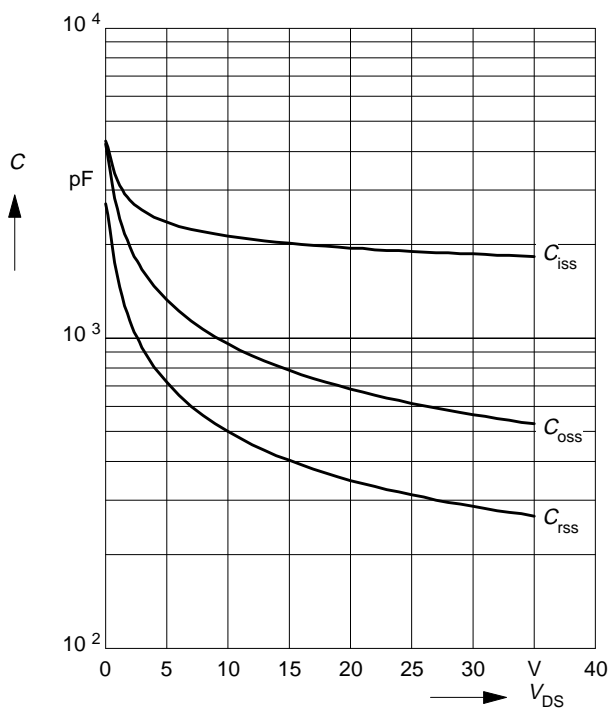
parameter: $V_{GS} = V_{DS}$, $I_D = 130\text{ }\mu\text{A}$



Typ. capacitances

$$C = f(V_{DS})$$

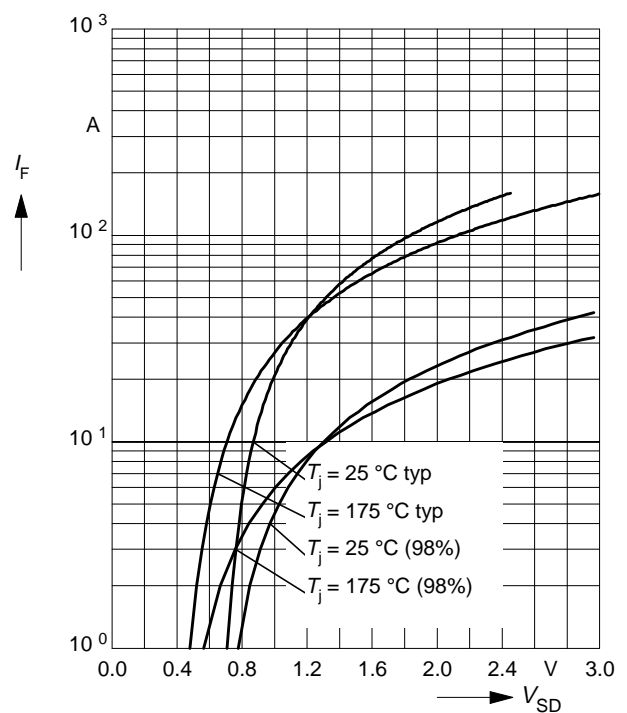
parameter: $V_{GS} = 0\text{ V}$, $f = 1\text{ MHz}$



Forward characteristics of reverse diode

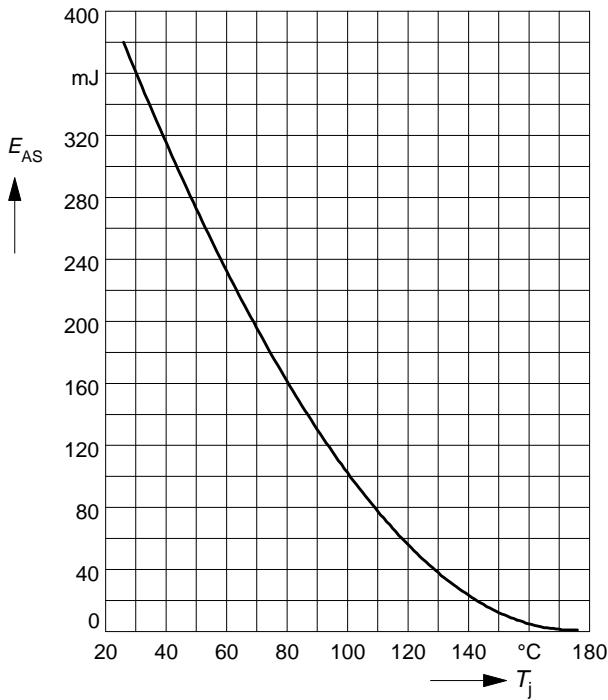
$$I_F = f(V_{SD})$$

parameter: T_j , $t_p = 80\text{ }\mu\text{s}$



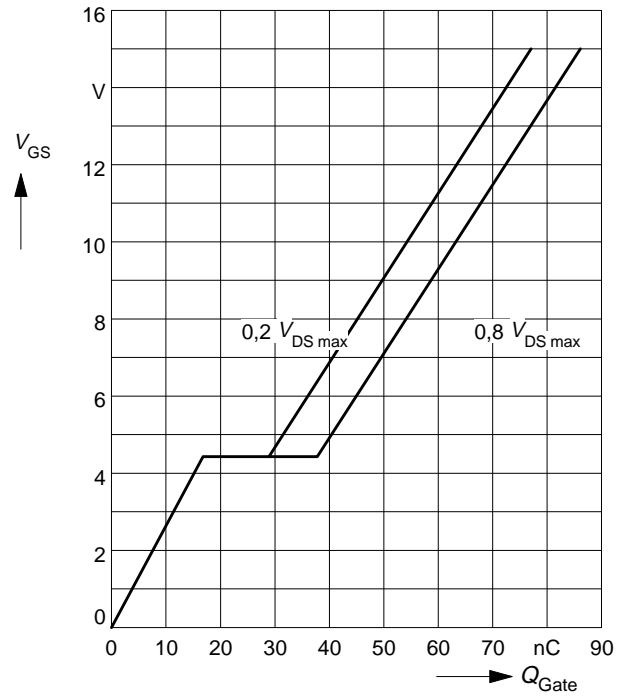
Avalanche energy $E_{AS} = f(T_j)$

parameter: $I_D = 8 \text{ A}$, $V_{DD} = 25 \text{ V}$
 $R_{GS} = 25 \Omega$, $L = 11.8 \text{ mH}$



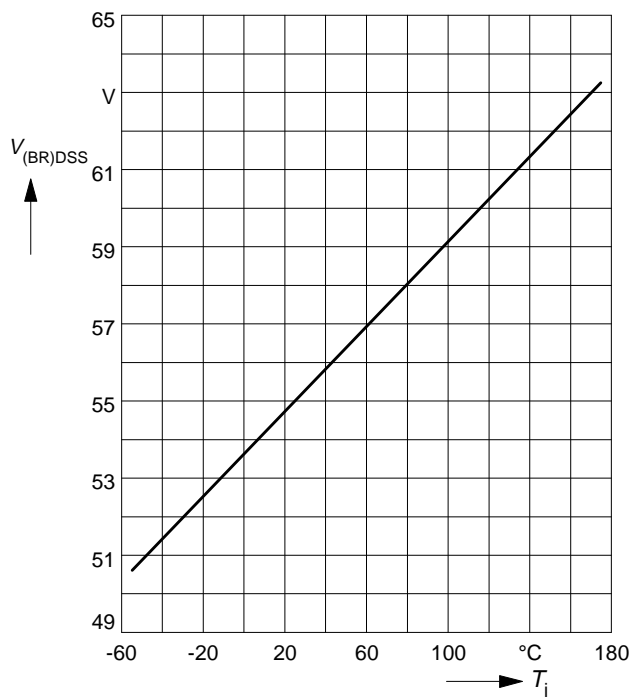
Typ. gate charge $V_{GS} = f(Q_{Gate})$

parameter: $I_{D \text{ puls}} = 8 \text{ A}$



Drain-source breakdown voltage $V_{(BR)DSS} = f(T_j)$

$V_{(BR)DSS} = f(T_j)$





LittleDiode supplies new, hard to find or obsolete electronic components and semiconductors all over the world.

With over two million different components listed you are sure to find the part you need.

Feel free to visit us today at our online store:

LittleDiode.com

Looking forward to providing you with the best possible service.