



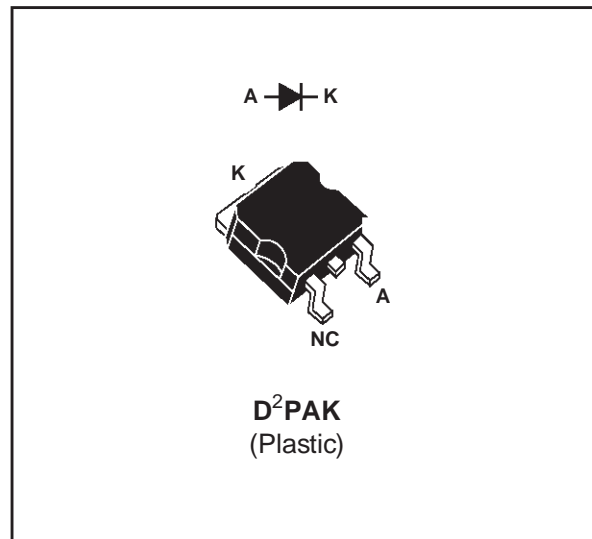
HIGH EFFICIENCY FAST RECOVERY DIODES

MAIN PRODUCT CHARACTERISTICS

$I_{F(AV)}$	8 A
V_{RRM}	200 V
t_{rr}	35 ns
V_F	0.85 V

FEATURES AND BENEFITS

- VERY SMALL CONDUCTION LOSSES
- NEGLIGIBLE SWITCHING LOSSES
- LOW FORWARD AND REVERSE RECOVERY TIMES
- HIGH SURGE CURRENT
- SMD



DESCRIPTION

Single rectifier suited for switchmode power supply and high frequency DC to DC converters. Packaged in a surface mount package D²PAK, this device is intended for use in high frequency inverters, free wheeling and polarity protection applications.

ABSOLUTE MAXIMUM RATINGS

Symbol	Parameter	Value	Unit
V_{RRM}	Repetitive peak reverse voltage	200	V
$I_{F(RMS)}$	RMS forward current	16	A
$I_{F(AV)}$	Average forward current	8	A
	$T_c=120^{\circ}\text{C}$ $\delta = 0.5$		
I_{FSM}	Surge non repetitive forward current (All pins connected)	80	A
	$t_p=10\text{ms}$ sinusoidal		
I_{FRM}	Repetitive peak forward current	75	A
	$t_p = 5 \mu\text{s}$ $f = 5 \text{ kHz}$		
T_{stg} T_j	Storage and junction temperature range	- 40 to + 150	$^{\circ}\text{C}$

BYW29G-200

THERMAL RESISTANCE

Symbol	Parameter	Value	Unit
Rth (j-c)	Junction to case thermal resistance	2.8	°C/W

STATIC ELECTRICAL CHARACTERISTICS

Symbol	Parameter	Test Conditions		Min.	Typ.	Max.	Unit
I _R *	Reverse leakage current	V _R = V _{RRM}	T _j = 25°C			10	μA
			T _j = 100°C			0.6	mA
V _F **	Forward voltage drop	I _F = 5 A	T _j = 125°C			0.85	V
		I _F = 10 A	T _j = 125°C			1.05	
		I _F = 10 A	T _j = 25°C			1.15	

Pulse test : * tp = 5 ms, duty cycle < 2 %

** tp = 380 μs, duty cycle < 2 %

To evaluate the conduction losses use the following equation :

$$P = 0.65 \times I_{F(AV)} + 0.040 I_{F(RMS)}^2$$

RECOVERY CHARACTERISTICS

Symbol	Parameter	Test Conditions		Min.	Typ.	Max.	Unit
t _{rr}	Reverse recovery time	T _j = 25°C	I _F = 0.5A			25	ns
		I _{rr} = 0.25 A	I _R = 1A				
		T _j = 25°C	I _F = 1A			35	
		dI _F /dt = -50A/μs	V _R = 30V				
t _{fr}	Forward recovery time	T _j = 25°C	I _F = 1A		15		ns
		dI _F /dt = 100A/μs	V _{FR} = 1.1 x V _F max				
V _{FP}	Peak forward voltage	T _j = 25°C	I _F = 1A		2		V
		dI _F /dt = 100A/μs					

PIN OUT configuration in D²PAK:



Fig.1 : Average forward power dissipation versus average forward current.

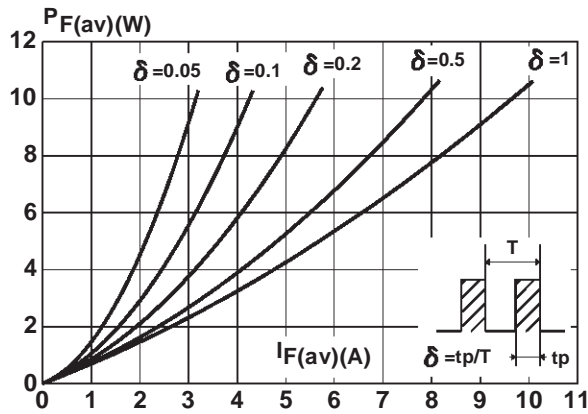


Fig.2 : Peak current versus form factor.

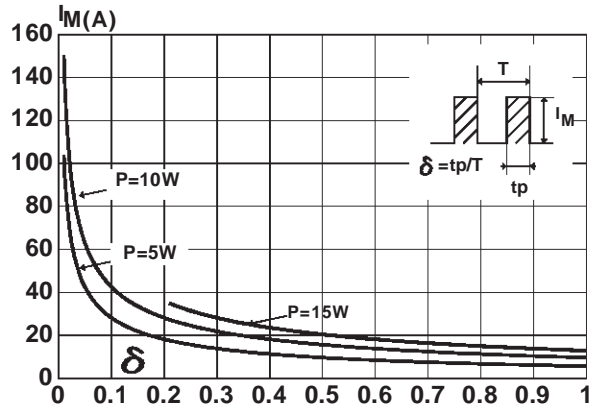


Fig.3 : Forward voltage drop versus forward current (maximum values).

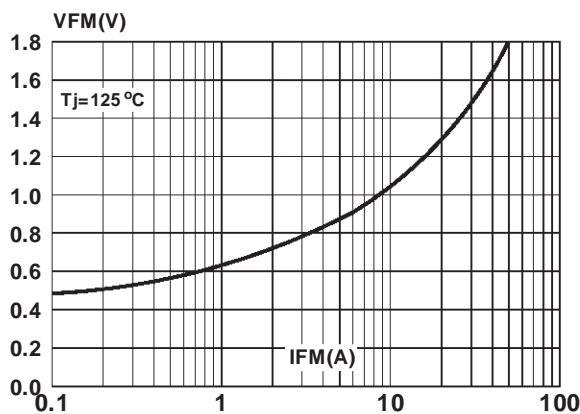


Fig.4 : Relative variation of thermal impedance junction to case versus pulse duration.

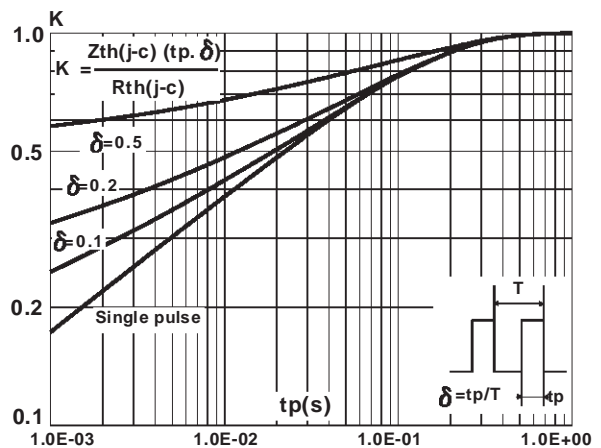


Fig.5 : Non repetitive surge peak forward current versus overload duration.

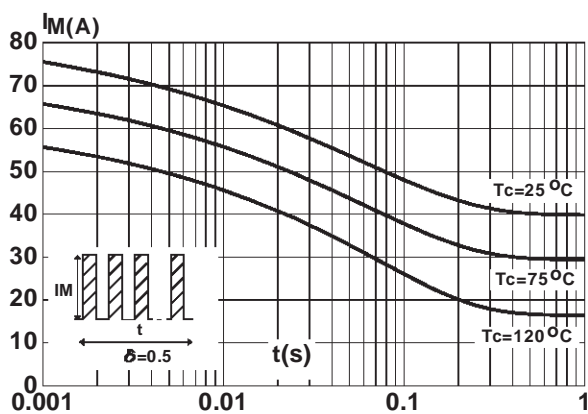


Fig.6 : Average current versus ambient temperature. (duty cycle : 0.5)

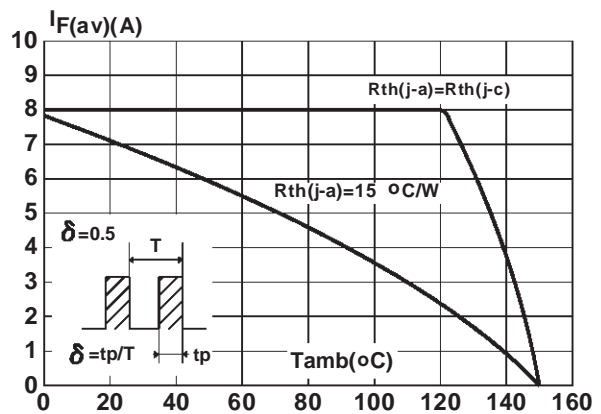


Fig.7 : Junction capacitance versus reverse voltage applied (Typical values).

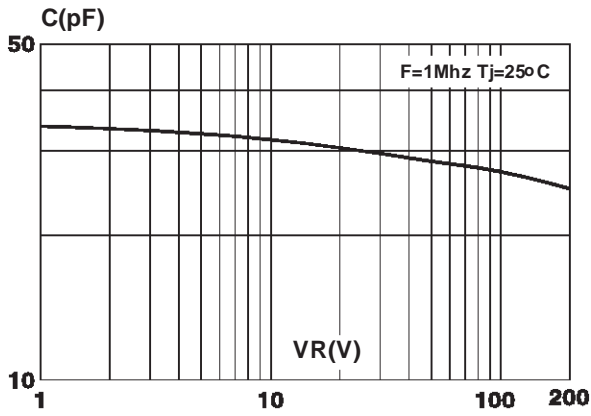


Fig.8 : Recovery charges versus dI_F/dt .

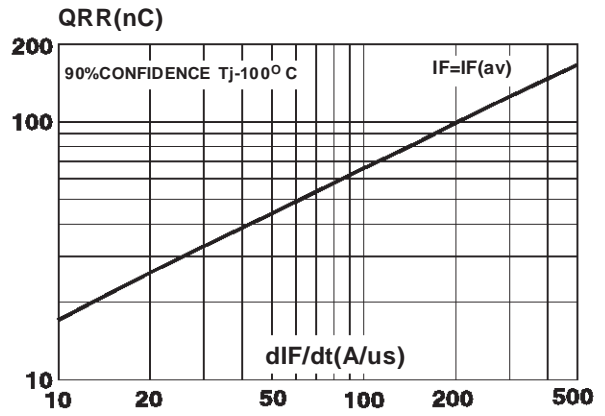


Fig.9 : Peak reverse current versus dI_F/dt .

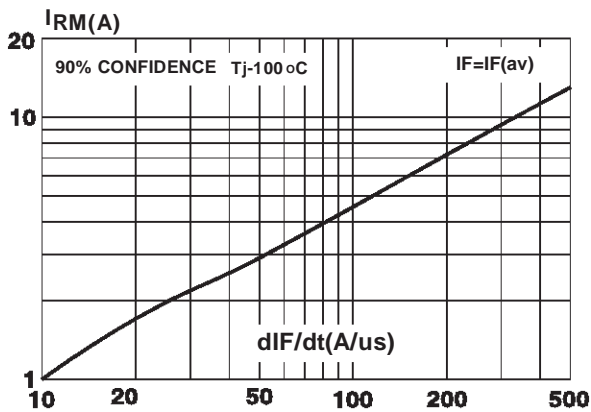
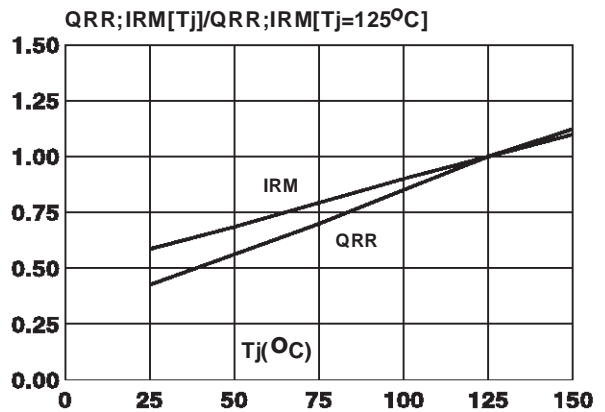
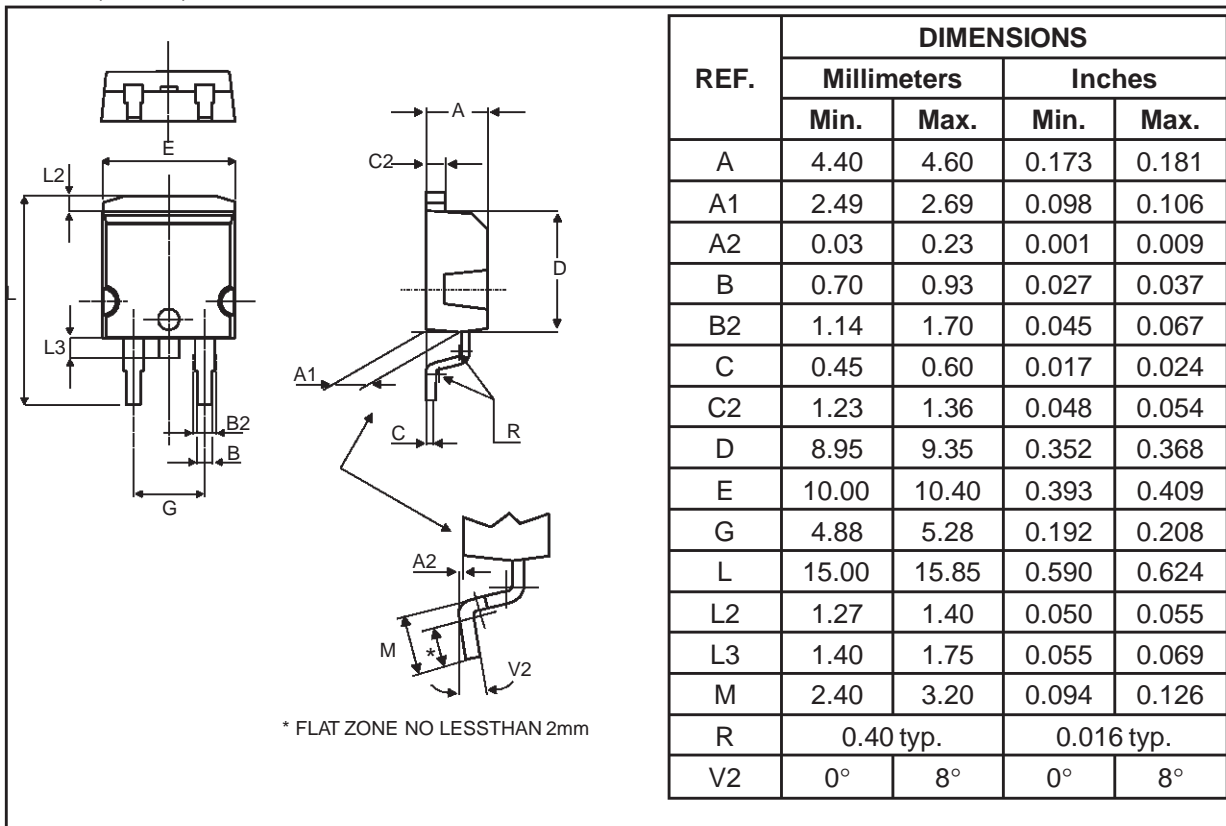


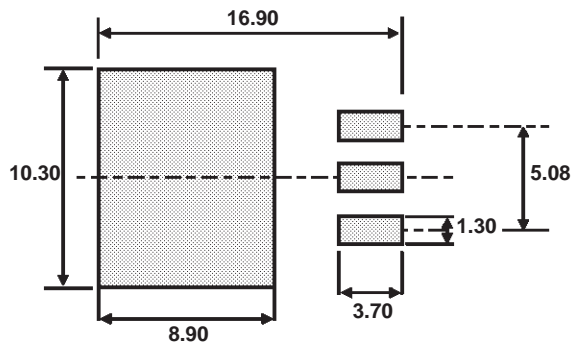
Fig.10 : Dynamic parameters versus junction temperature.



PACKAGE MECHANICAL DATA
D²PAK (Plastic)



FOOT PRINT (in millimeters)



Information furnished is believed to be accurate and reliable. However, STMicroelectronics assumes no responsibility for the consequences of use of such information nor for any infringement of patents or other rights of third parties which may result from its use. No license is granted by implication or otherwise under any patent or patent rights of STMicroelectronics. Specifications mentioned in this publication are subject to change without notice. This publication supersedes and replaces all information previously supplied. STMicroelectronics products are not authorized for use as critical components in life support devices or systems without express written approval of STMicroelectronics.

The ST logo is a registered trademark of STMicroelectronics

© 1999 STMicroelectronics - Printed in Italy - All rights reserved.

STMicroelectronics GROUP OF COMPANIES

Australia - Brazil - China - Finland - France - Germany - Hong Kong - India - Italy - Japan - Malaysia
Malta - Morocco - Singapore - Spain - Sweden - Switzerland - United Kingdom - U.S.A.

<http://www.st.com>



This datasheet has been downloaded from:

www.DatasheetCatalog.com

Datasheets for electronic components.



LittleDiode supplies new, hard to find or obsolete electronic components and semiconductors all over the world.

With over two million different components listed you are sure to find the part you need.

Feel free to visit us today at our online store:

LittleDiode.com

Looking forward to providing you with the best possible service.