

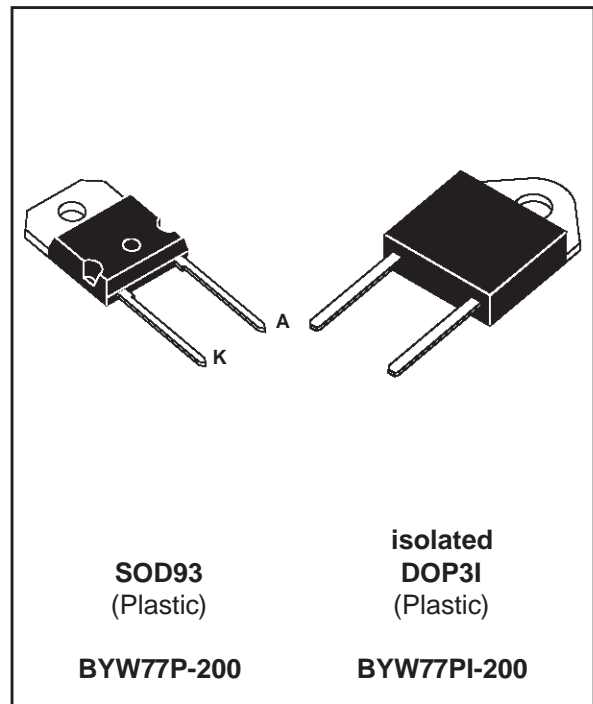
HIGH EFFICIENCY FAST RECOVERY RECTIFIER DIODES

FEATURES

- SUITED FOR SMPS
- VERY LOW FORWARD LOSSES
- NEGLIGIBLE SWITCHING LOSSES
- HIGH SURGE CURRENT CAPABILITY
- HIGH AVALANCHE ENERGY CAPABILITY
- INSULATED VERSION:
Insulating voltage = 2500 V DC
Capacitance = 12 pF

DESCRIPTION

Single chip rectifier suited for switchmode power supply and high frequency DC to DC converters. Packaged in SOD93, or DOP3I this device is intended for use in low voltage, high frequency inverters, free wheeling and polarity protection applications.



ABSOLUTE MAXIMUM RATINGS

Symbol	Parameter		Value	Unit	
$I_{F(RMS)}$	RMS forward current		50	A	
$I_{F(AV)}$	Average forward current $\delta = 0.5$	SOD93	$T_c=125^\circ\text{C}$	25	A
		TOP3I	$T_c=100^\circ\text{C}$	25	
I_{FSM}	Surge non repetitive forward current	$t_p=10\text{ms}$ sinusoidal	500	A	
T_{stg} T_j	Storage and junction temperature range		- 40 to + 150 - 40 to + 150	$^\circ\text{C}$ $^\circ\text{C}$	

Symbol	Parameter	Value	Unit
V_{RRM}	Repetitive peak reverse voltage	200	V

THERMAL RESISTANCE

Symbol	Parameter		Value	Unit
Rth (j-c)	Junction to case	SOD93	1.0	°C/W
		DOP3I	1.8	

**ELECTRICAL CHARACTERISTICS
STATIC CHARACTERISTICS**

Symbol	Test Conditions		Min.	Typ.	Max.	Unit
I _R *	T _j = 25°C	V _R = V _{RRM}			25	μA
	T _j = 100°C				2.5	mA
V _F **	T _j = 125°C	I _F = 20 A			0.85	V
	T _j = 125°C	I _F = 40 A			1.00	
	T _j = 25°C	I _F = 40 A			1.15	

Pulse test : * tp = 5 ms, duty cycle < 2 %

** tp = 380 μs, duty cycle < 2 %

To evaluate the conduction losses use the following equation :

$$P = 0.7 \times I_{F(AV)} + 0.0075 \times I_{F(RMS)}^2$$

RECOVERY CHARACTERISTICS

Symbol	Test Conditions		Min.	Typ.	Max.	Unit
trr	T _j = 25°C	I _F = 0.5A I _{rr} = 0.25A I _R = 1A			35	ns
		I _F = 1A dI _F /dt = -50A/μs V _R = 30V			50	
tfr	T _j = 25°C	I _F = 1A tr = 5 ns V _{FR} = 1.1 x V _F		10		ns
V _{FP}	T _j = 25°C	I _F = 1A tr = 5 ns		1.5		V

Fig.1 : Average forward power dissipation versus average forward current.

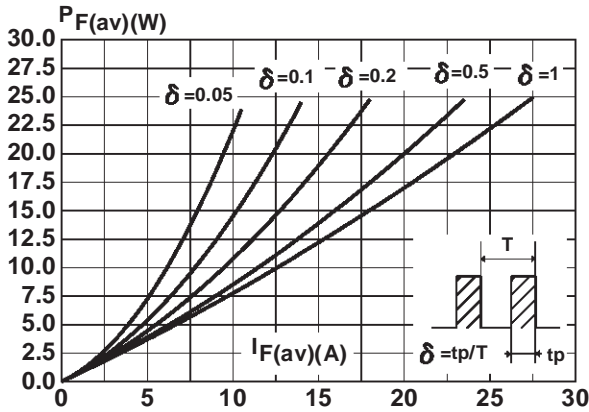


Fig.2 : Peak current versus form factor.

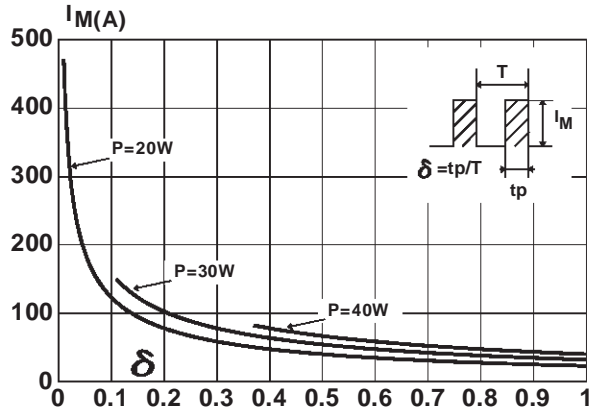


Fig.3 : Forward voltage drop versus forward current (maximum values).

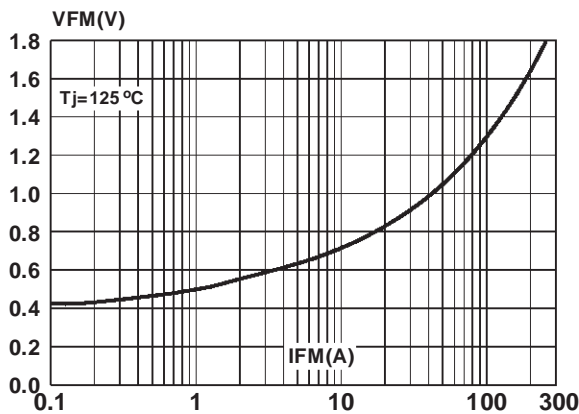


Fig.4 : Relative variation of thermal impedance junction to case versus pulse duration.

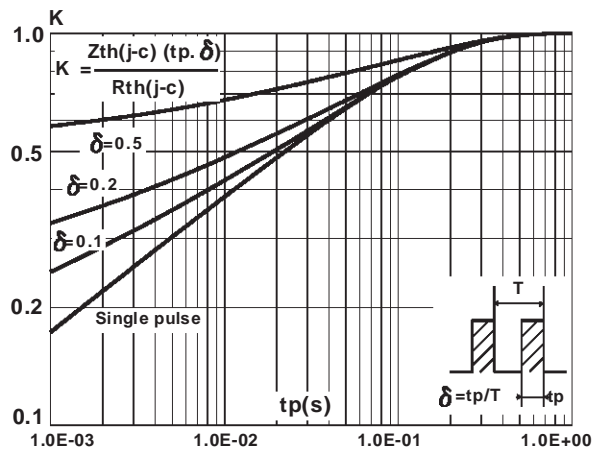


Fig.5 : Non repetitive surge peak forward current versus overload duration. (BYW81P)

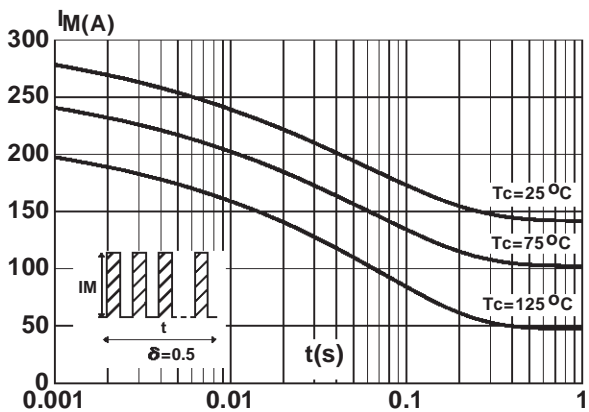


Fig.6 : Non repetitive surge peak forward current versus overload duration. (BYW81PI)

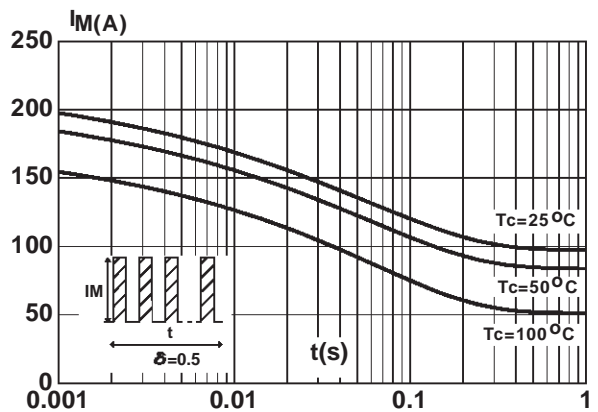


Fig.7 : Average current versus ambient temperature.
(duty cycle : 0.5) (SOD93)

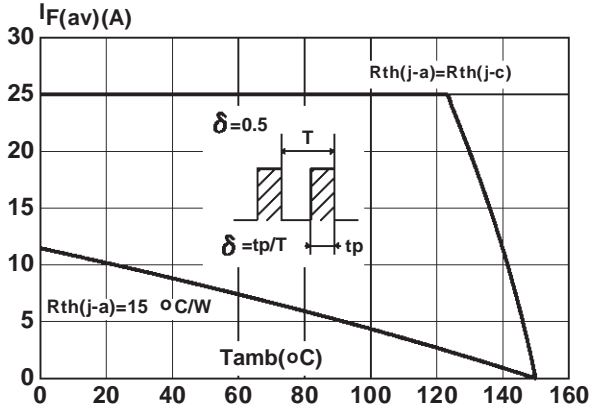


Fig.8 : Average current versus ambient temperature.
(duty cycle : 0.5) (DOP3I)

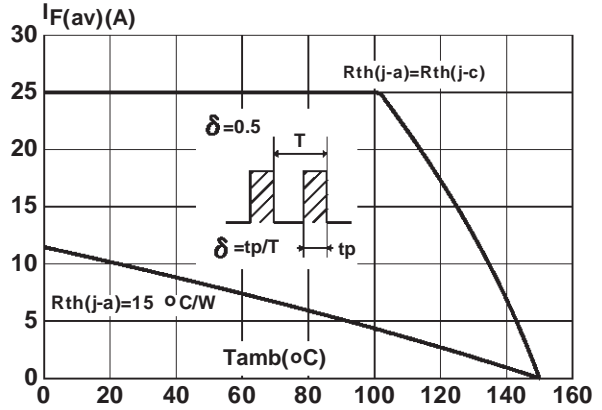


Fig.9 : Junction capacitance versus reverse voltage applied (Typical values).

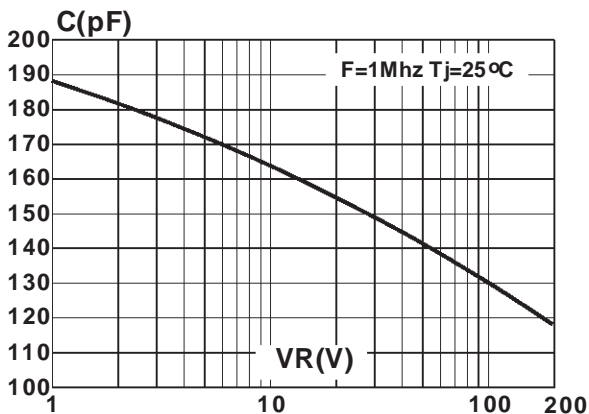


Fig.10 : Recovery charges versus dI_F/dt.

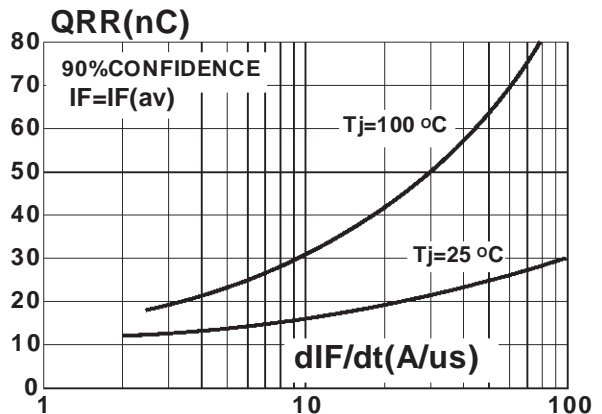


Fig.11 : Peak reverse current versus dI_F/dt.

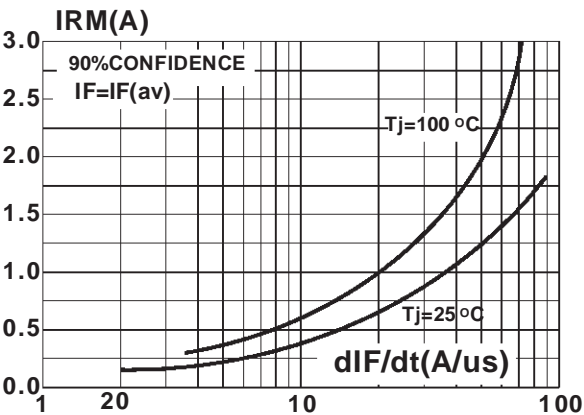
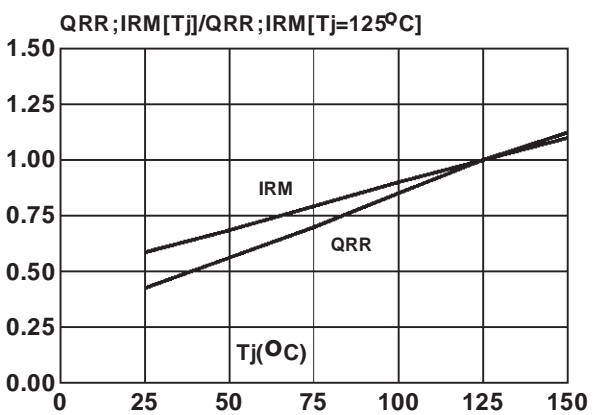
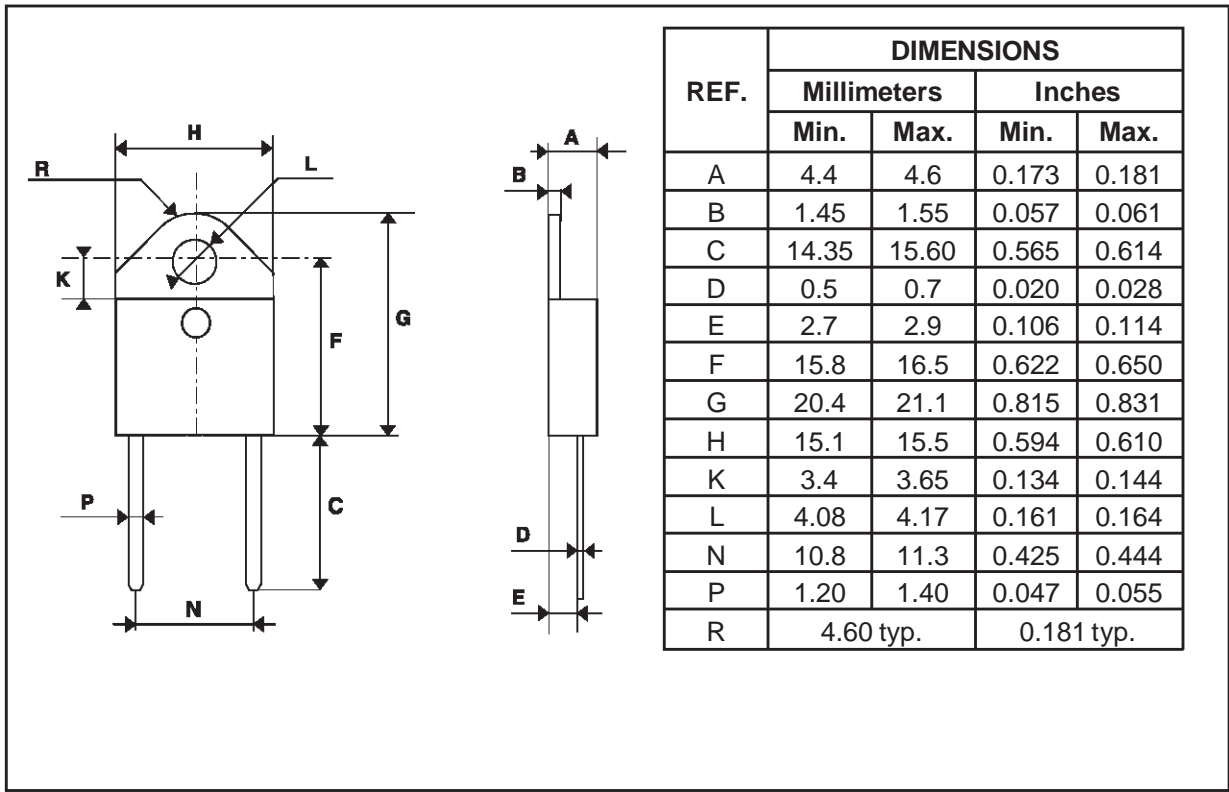


Fig.12 : Dynamic parameters versus junction temperature.



PACKAGE MECHANICAL DATA

DOP3I (isoluted)

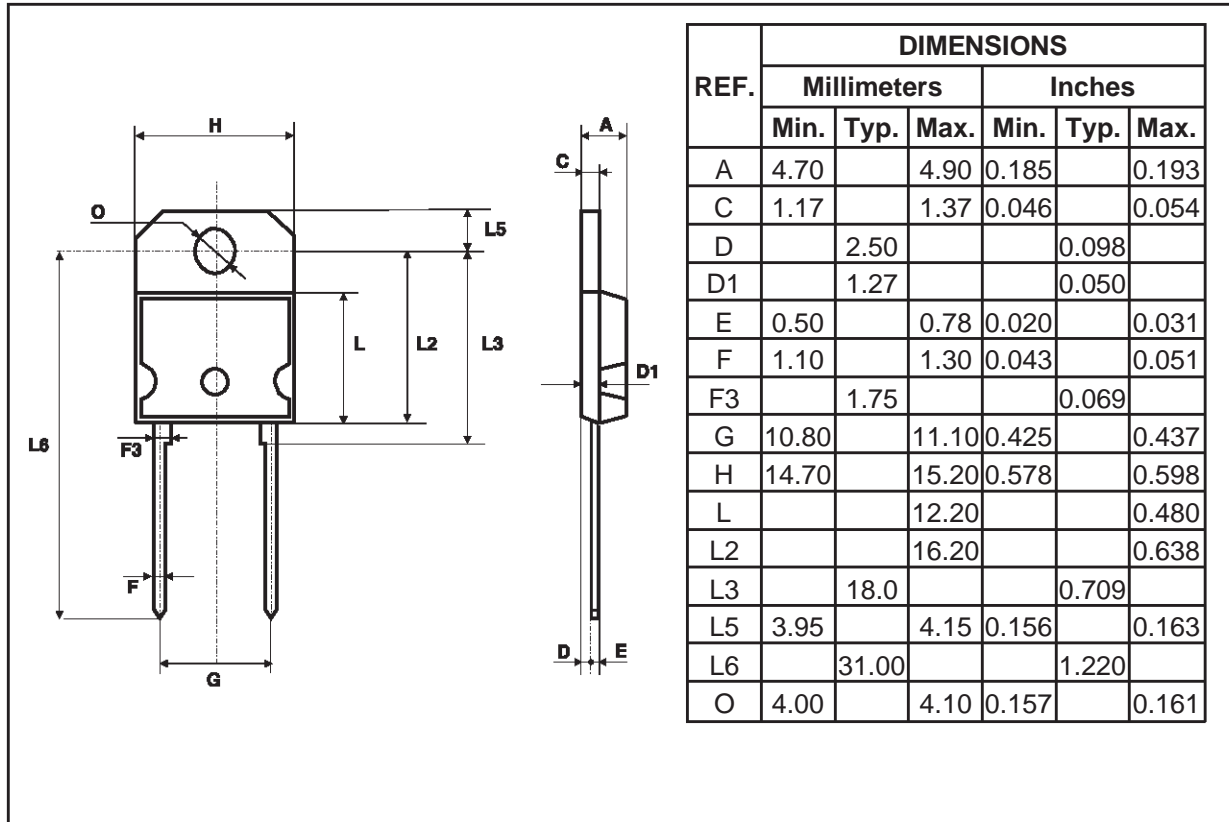


Cooling method : C
 Marking : Type number
 Weight : 4.52 g
 Recommended torque value : 0.8m.N
 Maximum torque value : 1.0m.N

BYW77P/PI-200

PACKAGE MECHANICAL DATA

SOD93



Cooling method : C
 Marking : Type number
 Weight : 3.79 g
 Recommended torque value : 0.8m.N
 Maximum torque value : 1.0m.N

Information furnished is believed to be accurate and reliable. However, STMicroelectronics assumes no responsibility for the consequences of use of such information nor for any infringement of patents or other rights of third parties which may result from its use. No license is granted by implication or otherwise under any patent or patent rights of STMicroelectronics. Specifications mentioned in this publication are subject to change without notice. This publication supersedes and replaces all information previously supplied. STMicroelectronics products are not authorized for use as critical components in life support devices or systems without express written approval of STMicroelectronics.

The ST logo is a registered trademark of STMicroelectronics

© 1999 STMicroelectronics - Printed in Italy - All rights reserved.

STMicroelectronics GROUP OF COMPANIES

Australia - Brazil - China - Finland - France - Germany - Hong Kong - India - Italy - Japan - Malaysia
 Malta - Morocco - Singapore - Spain - Sweden - Switzerland - United Kingdom - U.S.A.

<http://www.st.com>



LittleDiode supplies new, hard to find or obsolete electronic components and semiconductors all over the world.

With over two million different components listed you are sure to find the part you need.

Feel free to visit us today at our online store:

LittleDiode.com

Looking forward to providing you with the best possible service.