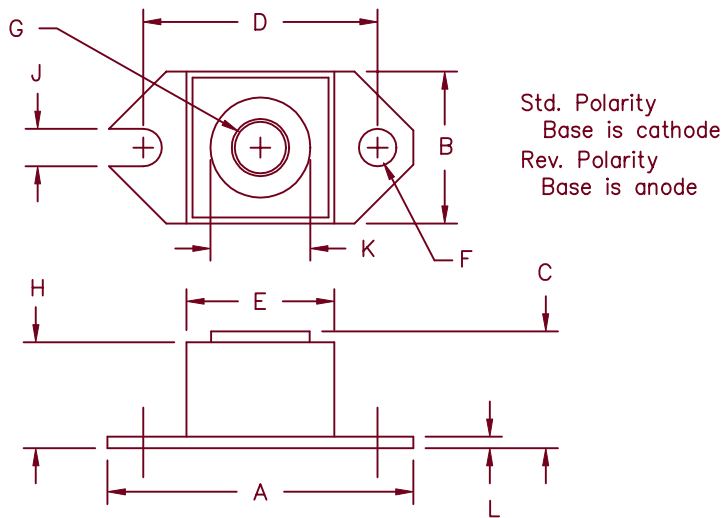


# 120 Amp Schottky Rectifier

## HS12035 — HS12045



Dim.	Inches		Millimeter		Notes
	Minimum	Maximum	Minimum	Maximum	
A	1.52	1.56	38.86	39.62	
B	.725	.775	18.42	19.69	
C	.605	.625	15.37	15.88	
D	1.182	1.192	30.02	30.28	
E	.745	.755	18.92	19.18	Sq. Dia.
F	.152	.160	3.86	4.06	
G			1/4-20 UNC-2B		
H	.570	.580	14.49	14.73	
J	.156	.160	3.96	4.06	
K	.495	.505	12.57	12.83	Dia.
L	.120	.130	3.05	3.30	

Microsemi Catalog Number	Industry Part Number	Working Peak Reverse Voltage	Repetitive Peak Reverse Voltage
HS12035*	120NQ035	35V	35V
	124NQ035		
	MBR12035		
HS12040*	120NQ040	40V	40V
	124NQ040		
	MBR12040		
HS12045*	120NQ045	45V	45V
	124NQ045		
	MBR12045		

\* Add Suffix R for Reverse Polarity

- Schottky Barrier Rectifier
- Guard Ring Protection
- 120 Amperes/45 Volts
- 150°C Junction Temperature
- Reverse Energy Tested
- VRRM 35 – 45 Volts

### Electrical Characteristics

Average forward current	I <sub>F(AV)</sub> 120 Amps	T <sub>C</sub> = 100°C, Square wave, R <sub>θJC</sub> = .40°C/W
Maximum surge current	I <sub>FSM</sub> 2000 Amps	8.3ms, half sine, T <sub>J</sub> = 125°C
Maximum repetitive reverse current	I <sub>R(OV)</sub> 2 Amps	f = 1 KHZ, 25°C
Max peak forward voltage	V <sub>FM</sub> 0.49 Volts	I <sub>FM</sub> = 120A: T <sub>J</sub> = 125°C*
Max peak forward voltage	V <sub>FM</sub> 0.55 Volts	I <sub>FM</sub> = 120A: T <sub>J</sub> = 25°C*
Max peak reverse current	I <sub>RM</sub> 2A	V <sub>RRM</sub> , T <sub>J</sub> = 125°C*
Max peak reverse current	I <sub>RM</sub> 5mA	V <sub>RRM</sub> , T <sub>J</sub> = 25°C
Typical junction capacitance	C <sub>J</sub> 5500pF	V <sub>R</sub> = 5.0V, T <sub>C</sub> = 25°C

\*Pulse test: Pulse width 300 usec, Duty cycle 2%

### Thermal and Mechanical Characteristics

Storage temp range	T <sub>STG</sub>	-55°C to 150°C
Operating junction temp range	T <sub>J</sub>	-55°C to 150°C
Max thermal resistance	R <sub>θJC</sub>	0.40°C/W Junction to case
Typical thermal resistance (greased)	R <sub>θCS</sub>	0.12°C/W Case to sink
Terminal Torque		35-40 inch pounds
Mounting Base Torque		20-25 inch pounds
Weight		1.1 ounces (32 grams) typical

# HS12035 – HS12045

Figure 1  
Typical Forward Characteristics

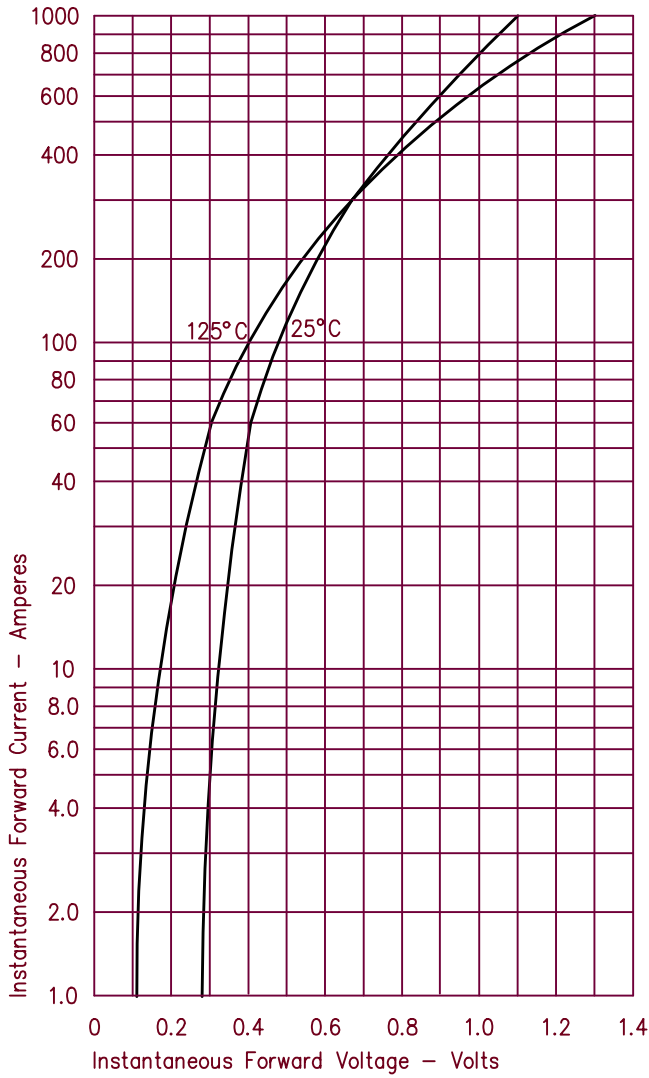


Figure 3  
Typical Junction Capacitance

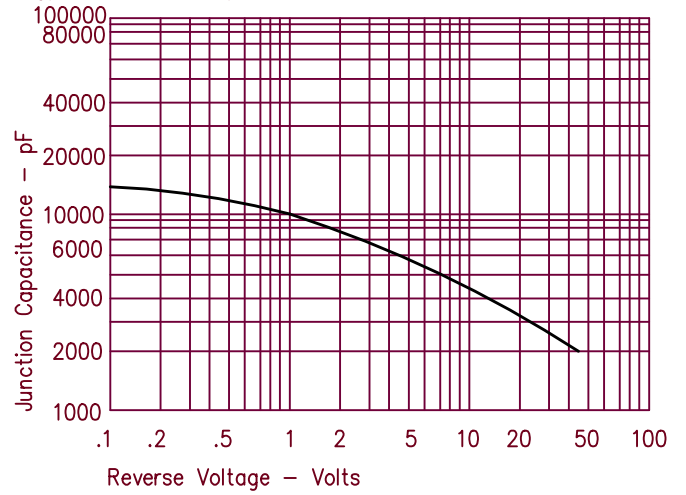


Figure 4  
Forward Current Derating

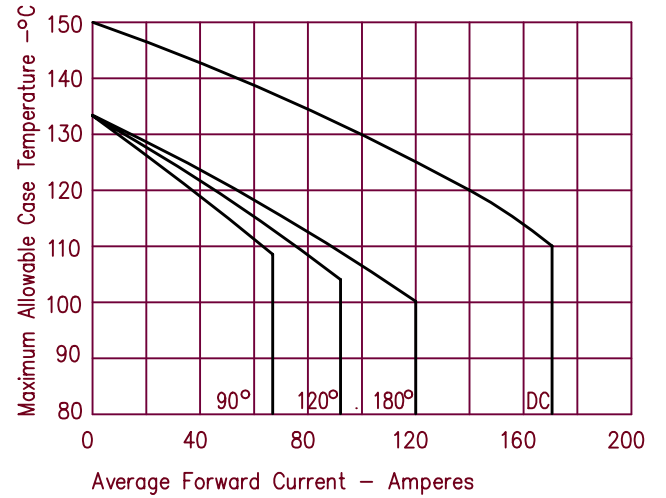


Figure 2  
Typical Reverse Characteristics

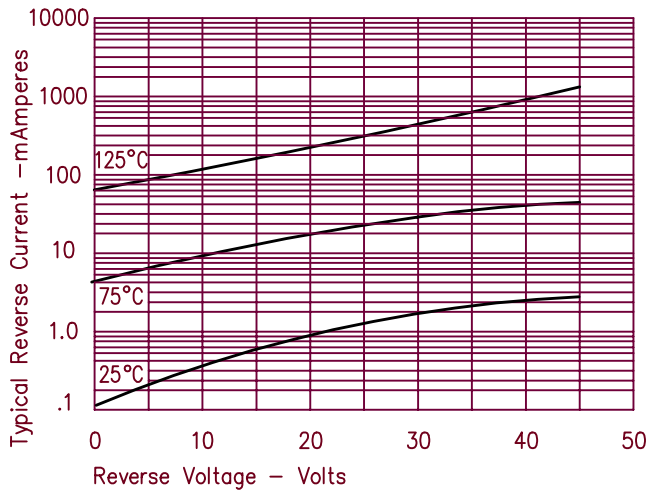
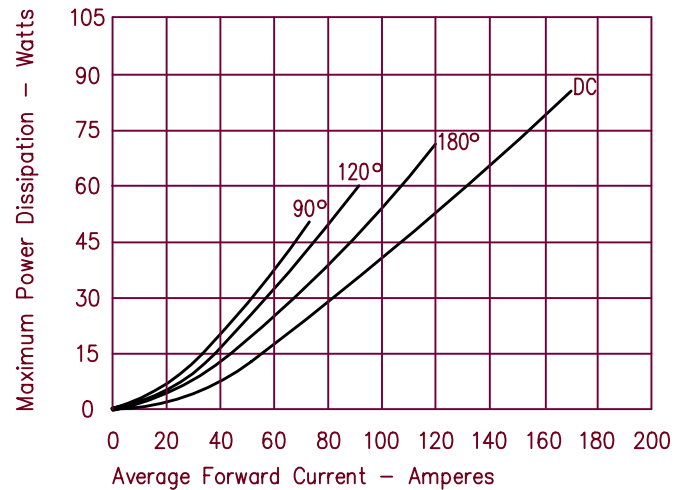


Figure 5  
Maximum Forward Power Dissipation





LittleDiode supplies new, hard to find or obsolete electronic components and semiconductors all over the world.

With over two million different components listed you are sure to find the part you need.

Feel free to visit us today at our online store:

[LittleDiode.com](http://LittleDiode.com)

Looking forward to providing you with the best possible service.