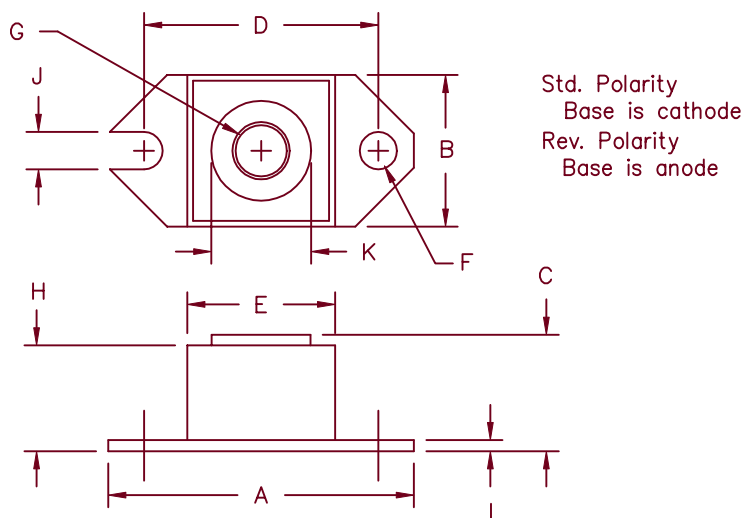


120 Amp Schottky OR'ing Rectifier HS12510—HS12515



Dim.	Inches		Millimeter		Notes
	Minimum	Maximum	Minimum	Maximum	
A	1.52	1.56	38.61	39.62	
B	.725	.775	18.42	19.69	
C	.605	.625	15.37	15.88	
D	1.182	1.192	30.02	30.28	
E	.745	.755	18.92	19.18	Sq.
F	.152	.160	3.86	4.06	Dia.
G			1/4-20 UNC-2B		
H	.545	.555	13.84	14.10	
J	.156	.160	3.96	4.06	
K	.495	.505	12.57	12.83	Dia.
L	.120	.130	3.05	3.30	

HALF-PAK

Microsemi Catalog Number	Industry Part Number	Working Peak Reverse Voltage	Repetitive Peak Reverse Voltage
HS12510*		10V	10V
HS12515*	125NQ015	15V	15V

* Add suffix R for Reverse Polarity

- Schottky Barrier Rectifier
- Guard Ring Protection
- Low Forward Voltage
- 125°C Junction Temperature
- V_{RRM} 10-15 Volts
- Reverse Energy Tested

Electrical Characteristics

Average forward current	$I_F(AV)$ 120 Amps	$T_C = 93^\circ C$, square wave, $R_{\theta JC} = 0.4^\circ C/W$
Maximum surge current	I_{FSM} 2000 Amps	8.3ms, half sine, $T_J = 125^\circ C$
Maximum repetitive reverse current	$I_R(OV)$ 2 Amps	$f = 1$ KHZ, $1 \mu s$ square wave, $T_J = 25^\circ C$
Max peak forward voltage	V_{FM} 0.45 Volts	$I_{FM} = 120A$: $T_J = 25^\circ C^*$
Max peak reverse current	I_{RM} 1 Amp	V_{RRM} , $T_J = 125^\circ C^*$
Max peak reverse current	I_{RM} 8mA	V_{RRM} , $T_J = 25^\circ C$
Typical junction capacitance	C_J 9500pF	$V_R = 5.0V$, $T_C = 25^\circ C$, $f = 1MHz$

*Pulse test: Pulse width 300 μsec , Duty cycle 2%

Thermal and Mechanical Characteristics

Storage temp range	T_{STG}	-55°C to 175°C
Operating junction temp range	T_J	-55°C to 125°C
Max thermal resistance	$R_{\theta JC}$	0.4°C/W junction to case
Typical thermal resistance (greased)	$R_{\theta CS}$	0.12°C/W case to sink
Mounting Base Torque		15-25 inch pounds
Terminal Torque		20-40 inch pounds
Weight		1.1 ounces (32 grams) typical

HS12510-HS12515

Figure 1
Typical Forward Characteristics

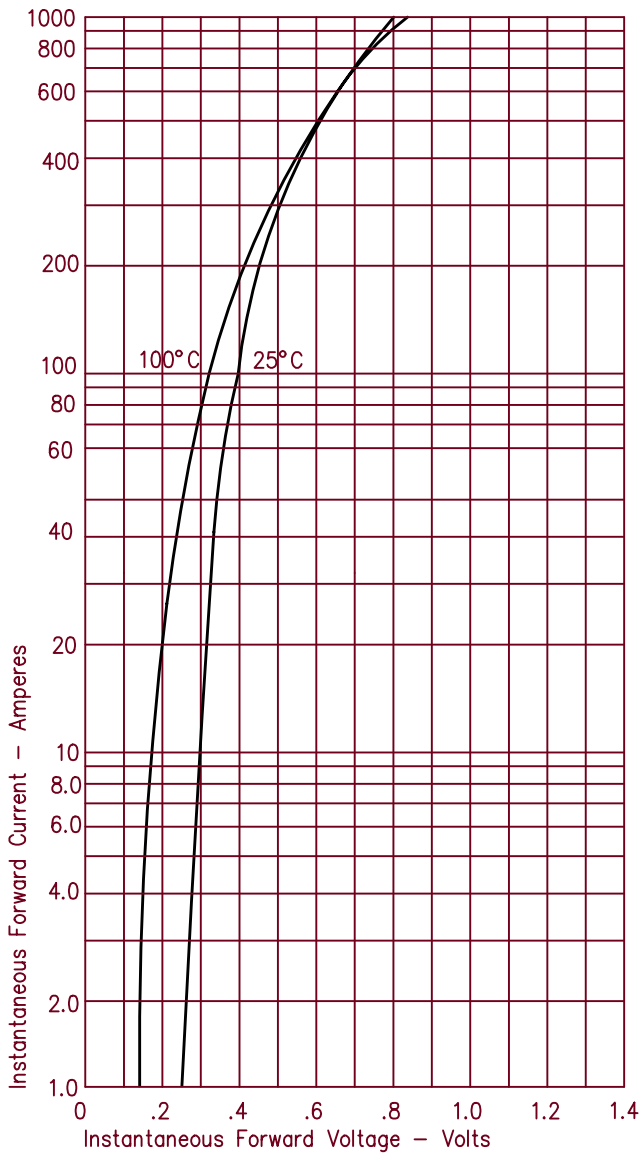


Figure 3
Typical Junction Capacitance

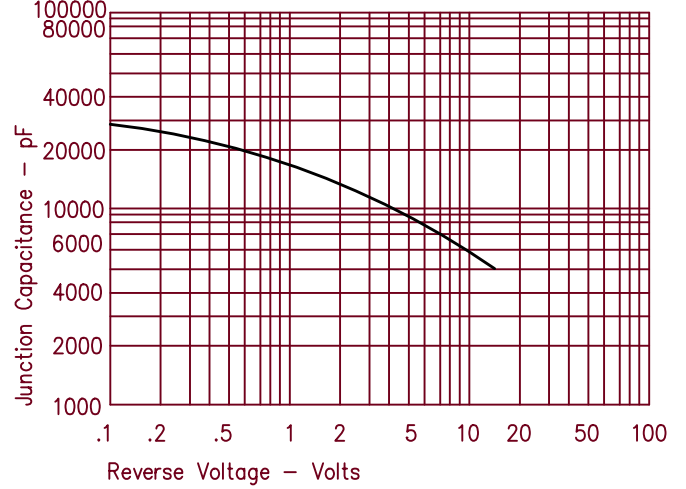


Figure 4
Forward Current Derating

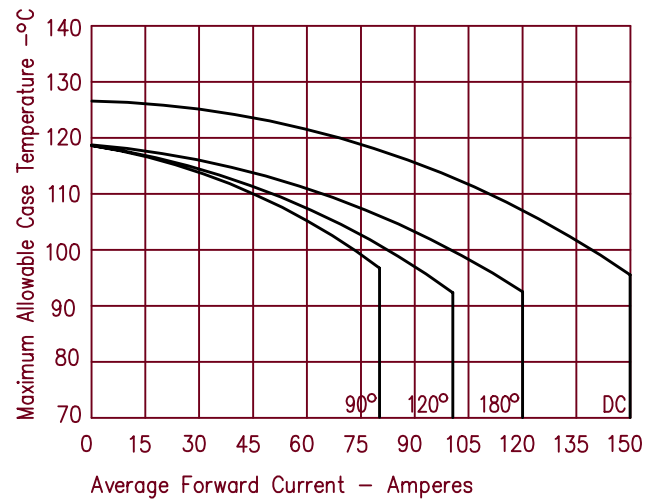


Figure 2
Typical Reverse Characteristics

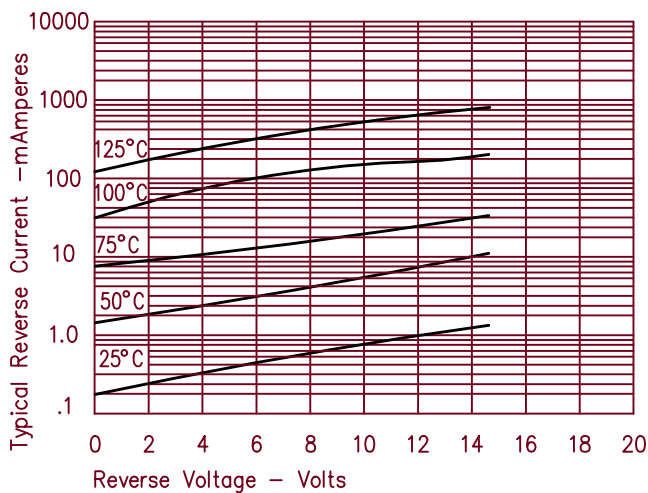
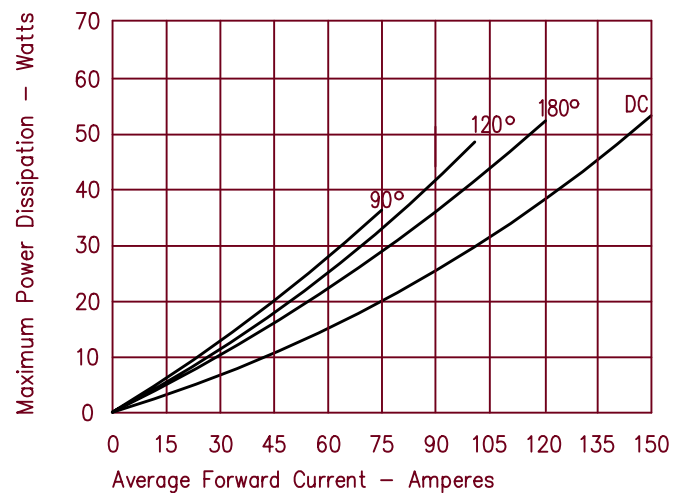


Figure 5
Maximum Forward Power Dissipation





LittleDiode supplies new, hard to find or obsolete electronic components and semiconductors all over the world.

With over two million different components listed you are sure to find the part you need.

Feel free to visit us today at our online store:

LittleDiode.com

Looking forward to providing you with the best possible service.