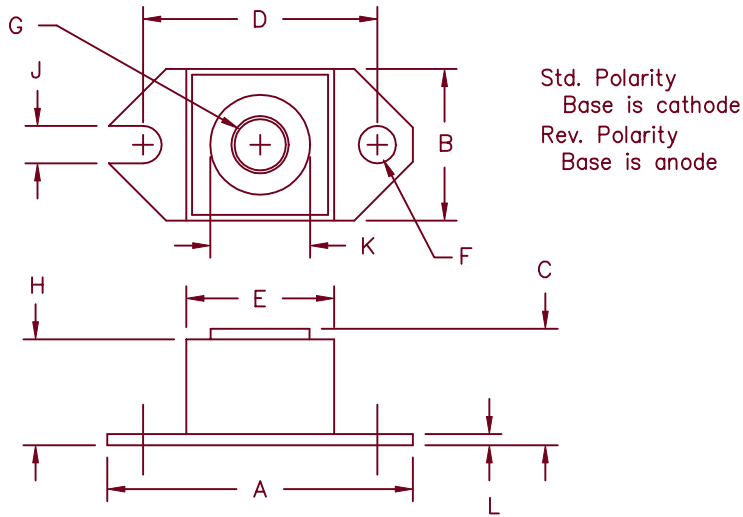


180 Amp Schottky Rectifier HS18135—HS18145



Dim.	Inches		Millimeter		Notes
	Minimum	Maximum	Minimum	Maximum	
A	1.52	1.56	38.61	39.62	
B	.725	.775	18.42	19.69	
C	.605	.625	15.37	15.88	
D	1.182	1.192	30.02	30.28	
E	.745	.755	18.92	19.18	Sq.
F	.152	.160	3.86	4.06	Dia.
G			1/4-20 UNC-2B		
H	.545	.580	13.84	14.73	
J	.156	.160	3.96	4.06	
K	.495	.505	12.57	12.83	Dia.
L	.120	.130	3.05	3.30	

HALF-PAK

Microsemi Catalog Number	Industry Part Number	Working Peak Reverse Voltage	Repetitive Peak Reverse Voltage
HS18135*	181NQ035	35V	35V
HS18140*	181NQ040	40V	40V
HS18145*	181NQ045	45V	45V

* Add Suffix R for Reverse Polarity

- Schottky Barrier Rectifier
- Guard Ring Protection
- Low Forward Voltage
- 175°C Junction Temperature
- V_{RRM} 35–45 Volts
- Reverse Energy Tested

Electrical Characteristics

Average forward current	$I_F(AV)$ 180 Amps	$T_C = 142^\circ C$, square wave, $R_{\theta JC} = 0.3^\circ C/W$
Maximum surge current	I_{FSM} 2500 Amps	8.3ms, half sine, $T_J = 175^\circ C$
Maximum repetitive reverse current	$I_R(OV)$ 2 Amps	$f = 1$ kHz, 1 μs square wave, $T_J = 25^\circ C$
Max peak forward voltage	V_{FM} 0.70 Volts	$I_{FM} = 180A$; $T_J = 25^\circ C^*$
Max peak reverse voltage	V_{RM} 150mA	V_{RRM} , $T_J = 125^\circ C^*$
Max peak reverse current	I_{RM} 4mA	V_{RRM} , $T_J = 25^\circ C$
Typical junction capacitance	C_J 7500pF	$V_R = 5.0V$, $T_J = 25^\circ C$, $f = 1MHz$

*Pulse test: Pulse width 300 μs , Duty cycle 2%

Thermal and Mechanical Characteristics

Storage temp range	T_{STG}	$-55^\circ C$ to $175^\circ C$
Operating junction temp range	T_J	$-55^\circ C$ to $175^\circ C$
Max thermal resistance	$R_{\theta JC}$	$0.3^\circ C/W$ junction to case
Typical thermal resistance (greased)	$R_{\theta CS}$	$0.12^\circ C/W$ case to sink
Mounting Base Torque		15–25 inch pounds
Terminal Torque		20–40 inch pounds
Weight		1.1 ounces (32 grams) typical

HS18135 – HS18145

Figure 1
Typical Forward Characteristics

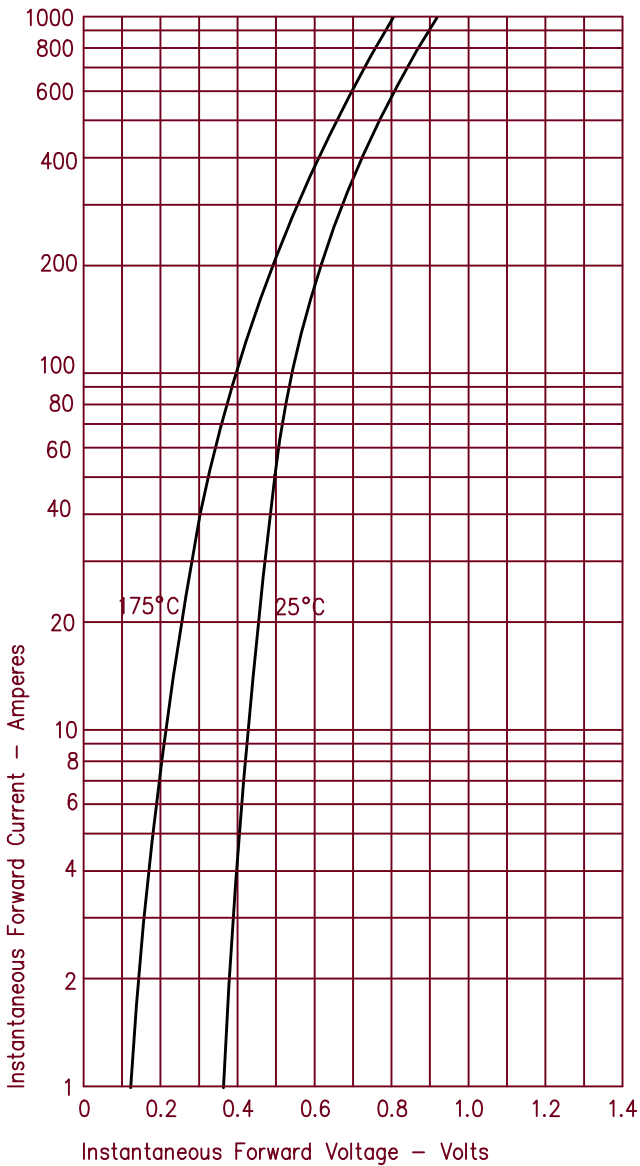


Figure 3
Typical Junction Capacitance

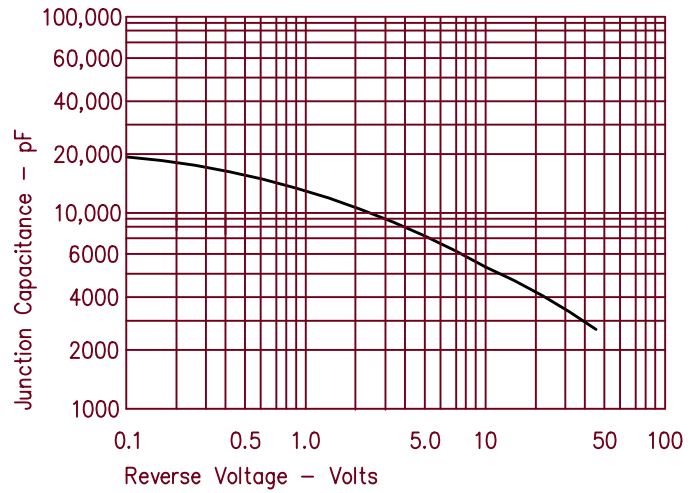


Figure 4
Forward Current Derating

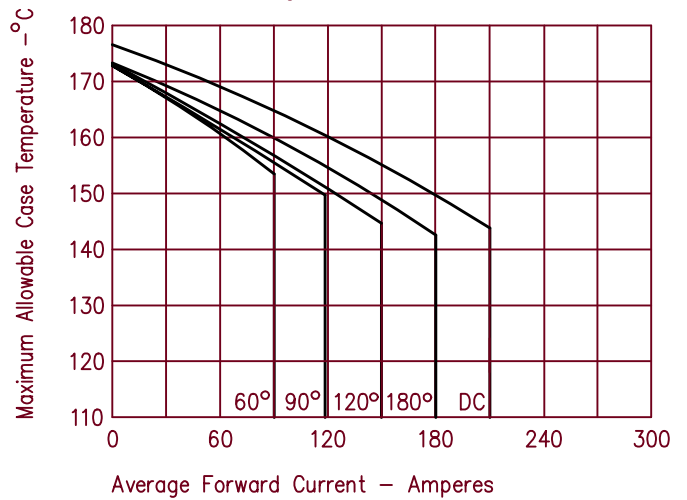


Figure 2
Typical Reverse Characteristics

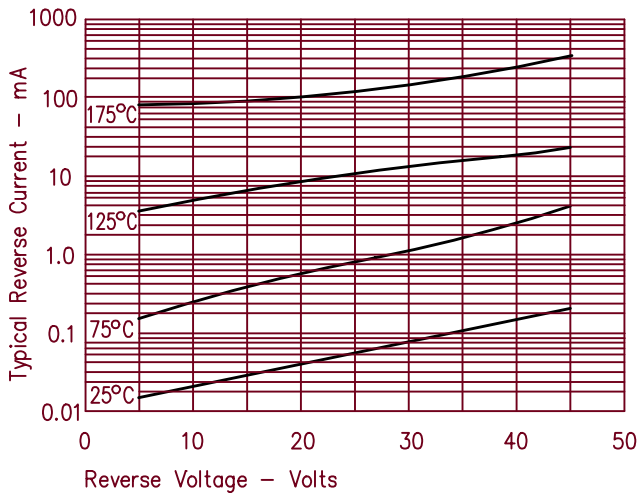
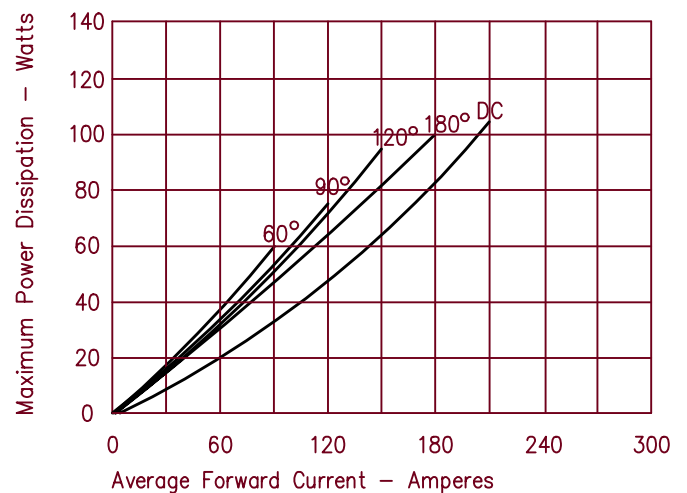


Figure 5
Maximum Forward Power Dissipation





LittleDiode supplies new, hard to find or obsolete electronic components and semiconductors all over the world.

With over two million different components listed you are sure to find the part you need.

Feel free to visit us today at our online store:

LittleDiode.com

Looking forward to providing you with the best possible service.