


## Single Value Chip Resistors



■ Actual Size

Single value chip resistors are manufactured using Thin Film technology and are available with improved performance and size when compared to thick film counterparts. Vishay Thin Film offers a wide resistance range.

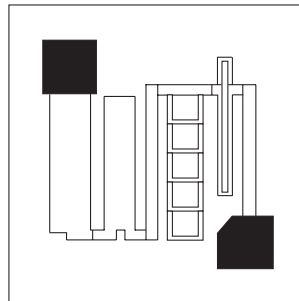
### FEATURES

- 20, 40, 50 Mil Square Size.
- Resistance Range:
- (Silicon Substrate)  
20 x 20 size - 4.7 ohms to 1M ohm
- (Alumina Substrate)  
20 x 20 size - 4.7 ohms to 45K ohms
- Consult factory for optional sizes with higher resistance values

### TYPICAL PERFORMANCE

	ABS
TCR	50
TOL	0.1

### SCHEMATIC AND PATTERN

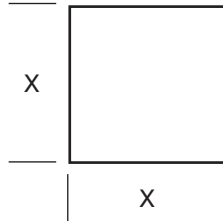


HYBRID

STANDARD ELECTRICAL SPECIFICATIONS		
TEST	SPECIFICATIONS	CONDITIONS
SIZE	20 x 20	
Resistance Range	4.7 - 1M ohm	
Absolute TCR	± 50ppm/°C (Tamelox <sup>®</sup> )	+ 25°C
Power Rating:	20 x 20 = 125mW, 250mW	@ + 70°C
Stability: ΔR Ratio	Less than 0.1% Max. ΔR/R (0.05% Typical)	1,000 hrs. @ + 70°C
Working Voltage	100V Max. all sizes	
Operating Temperature Range	-55°C to + 125°C	
Noise	<-35 dB	



**DIMENSIONS** in inches and millimeters



Dimensions: 0.020 x 0.020 ±0.003

SUBSTRATE	ALUMINA <sup>1</sup>	SILICON
Thickness (Mils)	10 ± 2	14 ± 2
Isolation Layer	None	SiO <sub>2</sub> (10,000 Å Min.)
Metallization	Gold (15,000 Å)	Gold (15,000 Å)
Die size (X)	20 x 20 ±3 MIL	20 x 20 40 x 40 ±3 MIL 50 x 50 ±3 MIL
Terminations	4 Mils Square Min.	4 Mils Square Min.
Packaging Standard	2" Square Waffle Pack (400 Max. per Package)	

<sup>1</sup> Alumina has the benefit of the higher thermal conductivity and superior high frequency characteristics, however the resistance range is limited by the poorer line resolution versus silicon, because of the surface finish.

**MECHANICAL SPECIFICATIONS**

Resistive Element	Tamelox <sup>®</sup>
Substrate Material	Silicon or Alumina
Terminals	Gold

HYBRID

**FULL LOT TRACEABILITY TO WAFER LEVEL**

Visual Criteria	MIL-STD-833 Method 2032 Class H
Thermal Shock (MIL-STD-202, Method 107, Test Condition C)	0.05% Max. ΔR/R (0.02% Typical)
High Temperature Exposure (125°C, 100 Hours in Air)	0.10% Max. ΔR/R (0.07% Typical)
Low Temperature Operation (MIL-PRF-55342 Paragraph 4.7.4)	0.05% Max. ΔR/R (0.025% Typical)
Moisture Resistance (MIL-STD-202 Method 106)	0.25% Max. ΔR/R (0.05% Typical)
Short Time Overload (5 x Rated Power 25°C, 5 sec.)	0.25% Max. ΔR/R (0.05% Typical)

**How to Order**

Substrate	Chip Type/Size	TCR Characteristic	Ohmic Value	Absolute Tolerance	Element Technology
<b>S</b> = Silicon (SiO <sub>2</sub> )	Single Value Chip Resistors	<b>C</b> = ± 50ppm/°C (std.) <b>E</b> = ± 25ppm/°C <b>K</b> = ± 100ppm/°C (≤ 100Ω)	The first three digits are significant figures and the last digit specifies the number of zeros to follow. e.g. <b>1R00</b> = 1 ohm <b>10R0</b> = 10 ohms <b>12R5</b> = 12.5 ohms <b>1000</b> = 100 ohms <b>1001</b> = 1,000 ohms	<b>B</b> = ±0.1% <b>C</b> = ±0.2% <b>D</b> = ±0.5% <b>F</b> = ±1.0% <b>G</b> = ±2.0% <b>J</b> = ±5.0% <b>M</b> = Values less than 10 ohms use ±1 ohm <b>X</b> = Special	<b>N</b> = Tamelox® Gold Pads <b>T</b> = Ta <sub>2</sub> N with Gold Pads
	<b>20</b> = (0.020 x 0.020)				
<b>A</b> = Alumina Al <sub>2</sub> O <sub>3</sub> (99.6% purity)		<b>NOTES:</b> Best available under 100 ohms ±100 ppm/°C	Max. Value/Resistor on Alumina is: A20 50K Tamelox® Film		
Alumina is available on 20 mil square size only.					

**Example:** **S20C6801FN** is a 20 mil square single value chip resistor on silicon with a TCR of ±50 ppm/°C, resistance value of 6.8K ohms, and absolute tolerance of ±1%, Tamelox® Resistor Film.



LittleDiode supplies new, hard to find or obsolete electronic components and semiconductors all over the world.

With over two million different components listed you are sure to find the part you need.

Feel free to visit us today at our online store:

[LittleDiode.com](http://LittleDiode.com)

Looking forward to providing you with the best possible service.