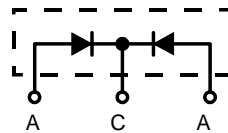
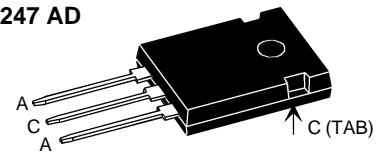


HiPerFRED™ Epitaxial Diode

with common cathode and soft recovery

$I_{FAV} = 2 \times 30 \text{ A}$
 $V_{RRM} = 600 \text{ V}$
 $t_{rr} = 30/35 \text{ ns}$

V_{RSM} V	V_{RRM} V	Type
600	600	DSEC 60-06A
600	600	DSEC 60-06B


TO-247 AD


A = Anode, C = Cathode, TAB = Cathode

Symbol	Conditions	Both Versions	
		Maximum Ratings	
I_{FRMS}		70	A
I_{FAVM}	rect., $d = 0.5$; T_C (Vers. A) = 135°C T_C (Vers. B) = 125°C	30	A
I_{FSM}	$T_{VJ} = 45^\circ\text{C}$; $t_p = 10 \text{ ms}$ (50 Hz), sine	250	A
E_{AS}	$T_{VJ} = 25^\circ\text{C}$; non-repetitive $I_{AS} = 1.3 \text{ A}$; $L = 180 \mu\text{H}$	0.2	mJ
I_{AR}	$V_A = 1.5 \cdot V_R$ typ.; $f = 10 \text{ kHz}$; repetitive	0.1	A
T_{VJ}		-55...+175	°C
T_{VJM}		175	°C
T_{stg}		-55...+150	°C
P_{tot}	$T_C = 25^\circ\text{C}$	165	W
M_d	mounting torque	0.8...1.2	Nm
Weight	typical	6	g

Features

- International standard package
- Planar passivated chips
- Very short recovery time
- Extremely low switching losses
- Low I_{RM} -values
- Soft recovery behaviour
- Epoxy meets UL 94V-0

Applications

- Antiparallel diode for high frequency switching devices
- Antisaturation diode
- Snubber diode
- Free wheeling diode in converters and motor control circuits
- Rectifiers in switch mode power supplies (SMPS)
- Inductive heating
- Uninterruptible power supplies (UPS)
- Ultrasonic cleaners and welders

Advantages

- Avalanche voltage rated for reliable operation
- Soft reverse recovery for low EMI/RFI
- Low I_{RM} reduces:
 - Power dissipation within the diode
 - Turn-on loss in the commutating switch

Symbol	Conditions	Characteristic max. Values		
		Vers. A	Vers. B	
I_R ①	$T_{VJ} = 25^\circ\text{C}$ $V_R = V_{RRM}$ $T_{VJ} = 150^\circ\text{C}$ $V_R = V_{RRM}$	250 1	250 2	μA mA
V_F ②	$I_F = 30 \text{ A}$; $T_{VJ} = 150^\circ\text{C}$ $T_{VJ} = 25^\circ\text{C}$	1.25 1.60	1.56 2.51	V V
R_{thJC}		0.9	0.9	K/W
R_{thCH}		0.25	0.25	K/W
t_{rr}	$I_F = 1 \text{ A}$; $-di/dt = 200 \text{ A}/\mu\text{s}$; $V_R = 30 \text{ V}$; $T_{VJ} = 25^\circ\text{C}$	typ. 35	typ. 30	ns
I_{RM}	$V_R = 100 \text{ V}$; $I_F = 50 \text{ A}$; $-di_F/dt = 100 \text{ A}/\mu\text{s}$ $T_{VJ} = 100^\circ\text{C}$	typ. 6	typ. 4	A

Pulse test: ① Pulse Width = 5 ms, Duty Cycle < 2.0 %
 ② Pulse Width = 300 μs , Duty Cycle < 2.0 %

Data according to IEC 60747 and per diode unless otherwise specified

IXYS reserves the right to change limits, test conditions and dimensions.

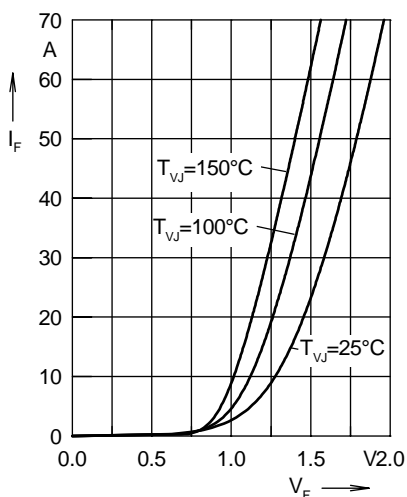


Fig. 1 Forward current I_F versus V_F

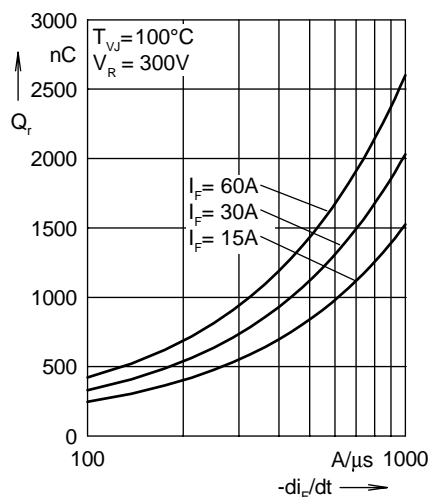


Fig. 2 Reverse recovery charge Q_r versus $-di_F/dt$

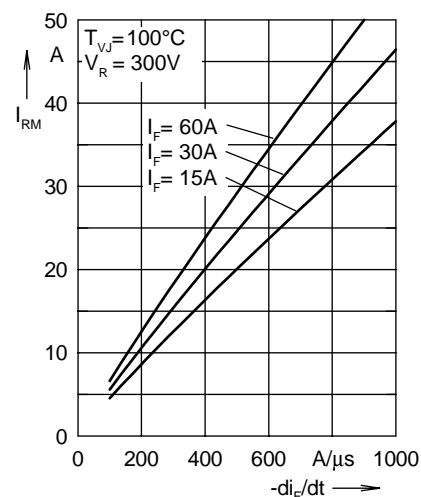


Fig. 3 Peak reverse current I_{RM} versus $-di_F/dt$

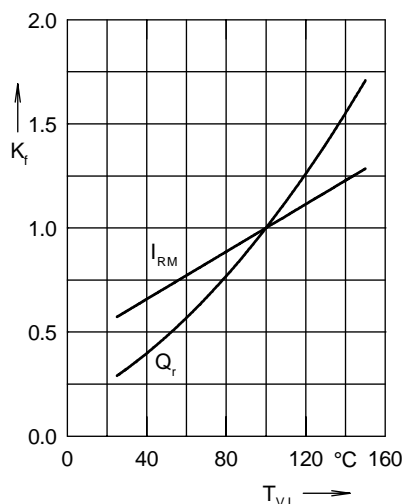


Fig. 4 Dynamic parameters Q_r , I_{RM} versus T_{VJ}

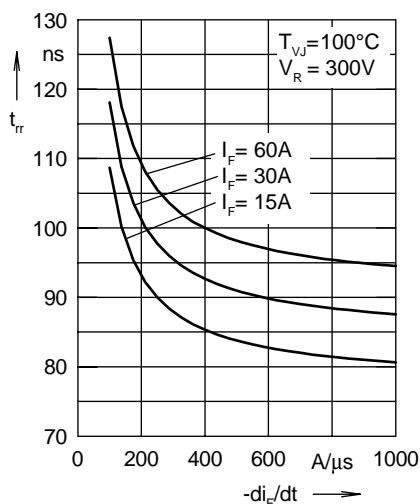


Fig. 5 Recovery time t_{rr} versus $-di_F/dt$

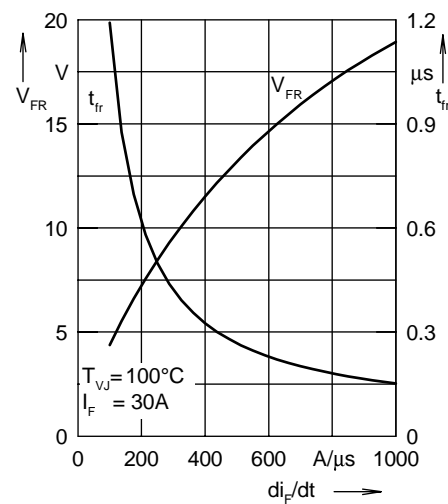


Fig. 6 Peak forward voltage V_{FR} and t_{fr} versus di_F/dt

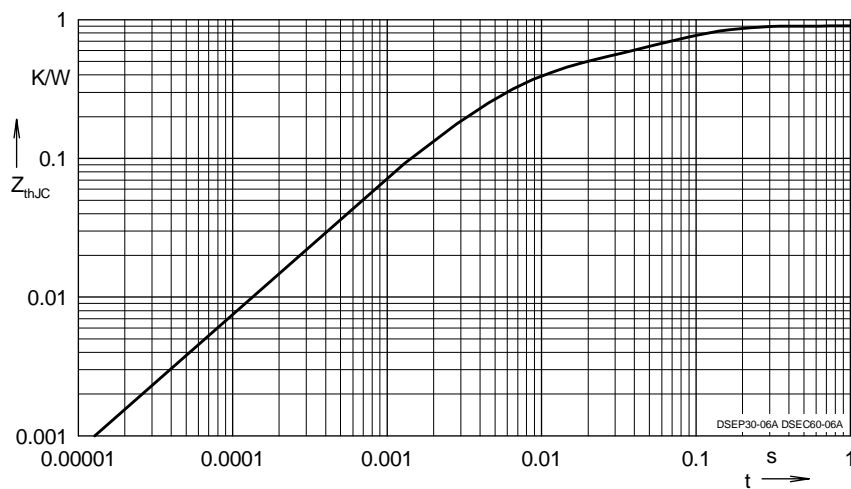


Fig. 7 Transient thermal resistance junction to case

Constants for Z_{thJC} calculation:

i	R_{thi} (K/W)	t_i (s)
1	0.465	0.0052
2	0.179	0.0003
3	0.256	0.0396

NOTE: Fig. 2 to Fig. 6 shows typical values

© 2000 IXYS All rights reserved

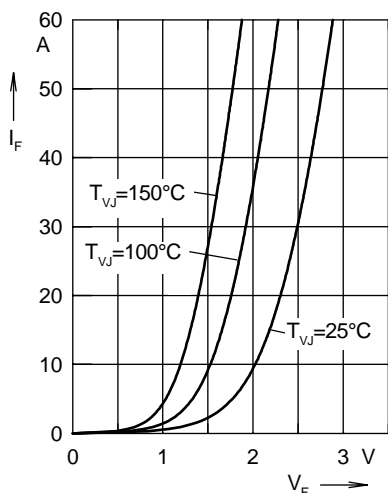


Fig. 1 Forward current I_F versus V_F

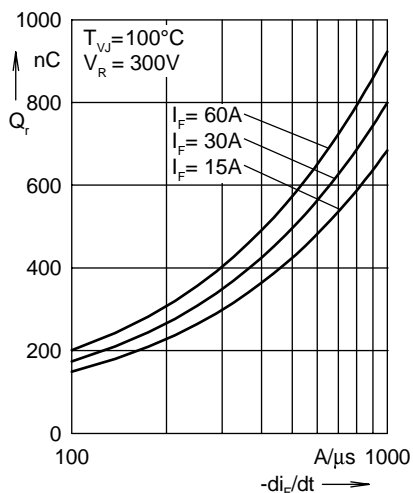


Fig. 2 Reverse recovery charge Q_r versus $-di_F/dt$

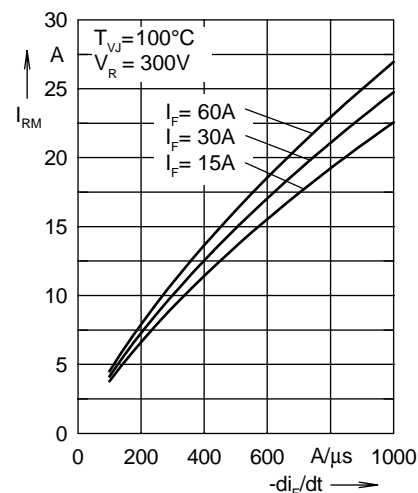


Fig. 3 Peak reverse current I_{RM} versus $-di_F/dt$

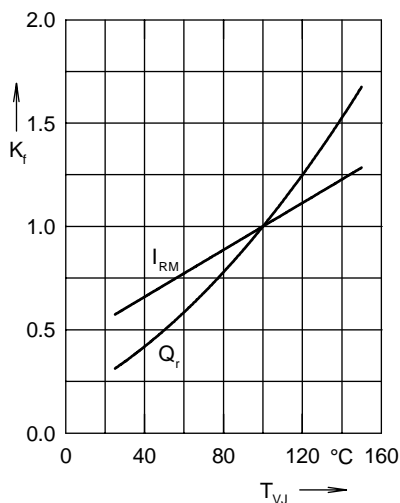


Fig. 4 Dynamic parameters Q_r , I_{RM} versus T_{VJ}

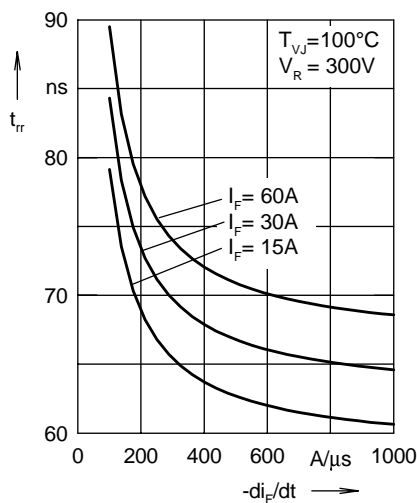


Fig. 5 Recovery time t_{rr} versus $-di_F/dt$

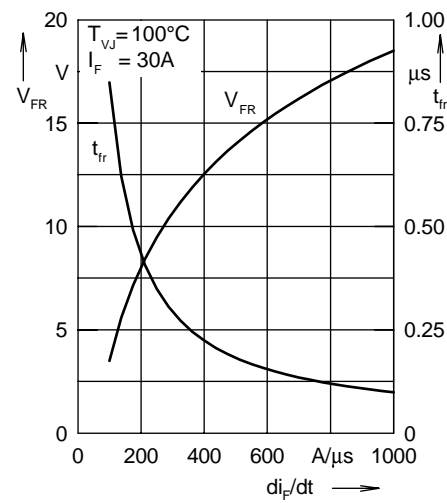


Fig. 6 Peak forward voltage V_{FR} and t_{fr} versus di_F/dt

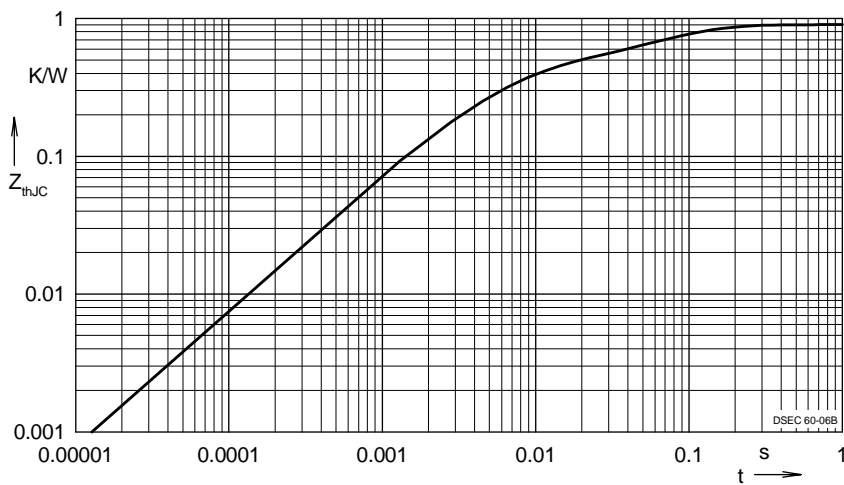


Fig. 7 Transient thermal resistance junction to case

Constants for Z_{thJC} calculation:

i	R_{thi} (K/W)	t_i (s)
1	0.465	0.0052
2	0.179	0.0003
3	0.256	0.0396

NOTE: Fig. 2 to Fig. 6 shows typical values



LittleDiode supplies new, hard to find or obsolete electronic components and semiconductors all over the world.

With over two million different components listed you are sure to find the part you need.

Feel free to visit us today at our online store:

LittleDiode.com

Looking forward to providing you with the best possible service.