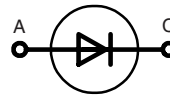
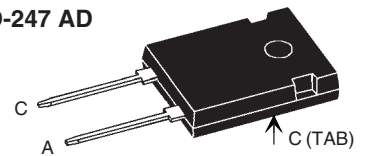


# HiPerFRED™ Epitaxial Diode with soft recovery

$I_{FAV} = 30 \text{ A}$   
 $V_{RRM} = 300 \text{ V}$   
 $t_{rr} = 30 \text{ ns}$

$V_{RSM}$	$V_{RRM}$	Type
V	V	
300	300	DSEP 30-03A


**TO-247 AD**


A = Anode, C = Cathode, TAB = Cathode

Symbol	Conditions	Maximum Ratings	
$I_{FRMS}$	$T_C = 135^\circ\text{C}$ ; rectangular, $d = 0.5$	70	A
$I_{FAVM}$		30	A
$I_{FSM}$	$T_{VJ} = 45^\circ\text{C}$ ; $t_p = 10 \text{ ms}$ (50 Hz), sine	300	A
$E_{AS}$	$T_{VJ} = 25^\circ\text{C}$ ; non-repetitive $I_{AS} = 3 \text{ A}$ ; $L = 180 \mu\text{H}$	1.2	mJ
$I_{AR}$	$V_A = 1.5 \cdot V_R$ typ.; $f = 10 \text{ kHz}$ ; repetitive	0.3	A
$T_{VJ}$		-55...+175	$^\circ\text{C}$
$T_{VJM}$		175	$^\circ\text{C}$
$T_{stg}$		-55...+150	$^\circ\text{C}$
$P_{tot}$	$T_C = 25^\circ\text{C}$	165	W
$M_d$	mounting torque	0.8...1.2	Nm
<b>Weight</b>	typical	6	g

**Features**

- International standard package
- Planar passivated chips
- Very short recovery time
- Extremely low switching losses
- Low  $I_{RM}$ -values
- Soft recovery behaviour
- Epoxy meets UL 94V-0

**Applications**

- Antiparallel diode for high frequency switching devices
- Antisaturation diode
- Snubber diode
- Free wheeling diode in converters and motor control circuits
- Rectifiers in switch mode power supplies (SMPS)
- Inductive heating
- Uninterruptible power supplies (UPS)
- Ultrasonic cleaners and welders

**Advantages**

- Avalanche voltage rated for reliable operation
- Soft reverse recovery for low EMI/RFI
- Low  $I_{RM}$  reduces:
  - Power dissipation within the diode
  - Turn-on loss in the commutating switch

**Dimensions see pages Outlines.pdf**

Symbol	Conditions	Characteristic Values	
		typ.	max.
$I_R$ ①	$V_R = V_{RRM}$ ; $T_{VJ} = 25^\circ\text{C}$ $V_R = V_{RRM}$ ; $T_{VJ} = 150^\circ\text{C}$	250	$\mu\text{A}$
		1	mA
$V_F$ ②	$I_F = 30 \text{ A}$ ; $T_{VJ} = 150^\circ\text{C}$ $T_{VJ} = 25^\circ\text{C}$	1.14	V
		1.55	V
$R_{thJC}$		0.9	K/W
$R_{thCH}$		0.25	K/W
$t_{rr}$	$I_F = 1 \text{ A}$ ; $-di/dt = 200 \text{ A}/\mu\text{s}$ ; $V_R = 30 \text{ V}$ ; $T_{VJ} = 25^\circ\text{C}$	25	ns
$I_{RM}$	$V_R = 100 \text{ V}$ ; $I_F = 50 \text{ A}$ ; $-di_F/dt = 100 \text{ A}/\mu\text{s}$ $T_{VJ} = 100^\circ\text{C}$	2.5	3.5 A

Pulse test: ① Pulse Width = 5 ms, Duty Cycle < 2.0 %  
② Pulse Width = 300  $\mu\text{s}$ , Duty Cycle < 2.0 %

Data according to IEC 60747 and per diode unless otherwise specified.

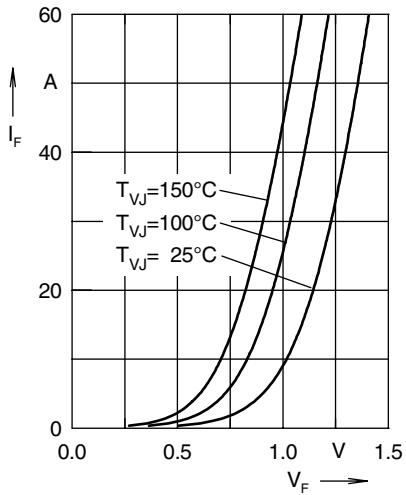


Fig. 1 Forward current  $I_F$  vs.  $V_F$

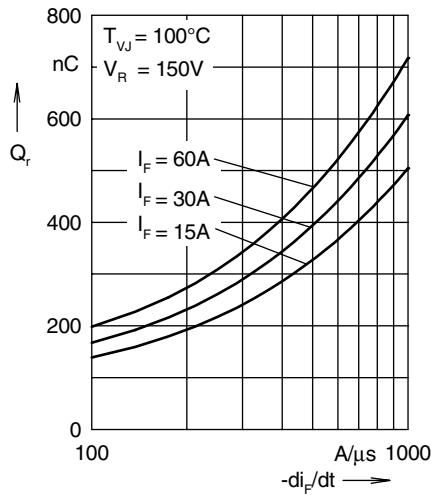


Fig. 2 Reverse recovery charge  $Q_r$  versus  $-di_F/dt$

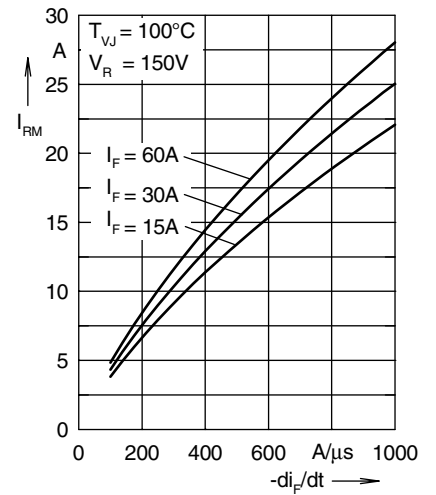


Fig. 3 Peak reverse current  $I_{RM}$  versus  $-di_F/dt$

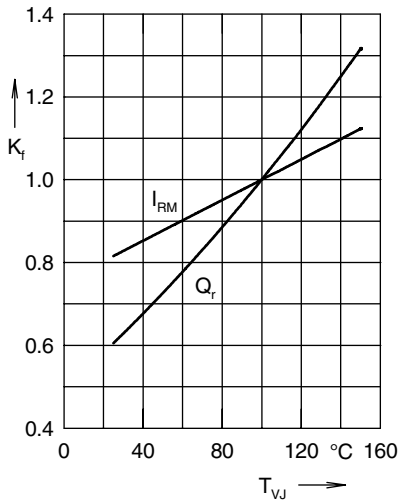


Fig. 4 Dynamic parameters  $Q_r$ ,  $I_{RM}$  versus  $T_{VJ}$

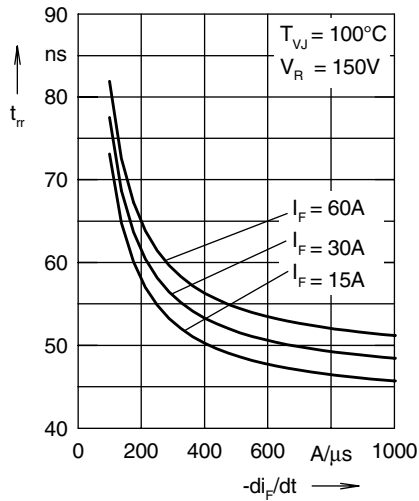


Fig. 5 Recovery time  $t_{rr}$  versus  $-di_F/dt$

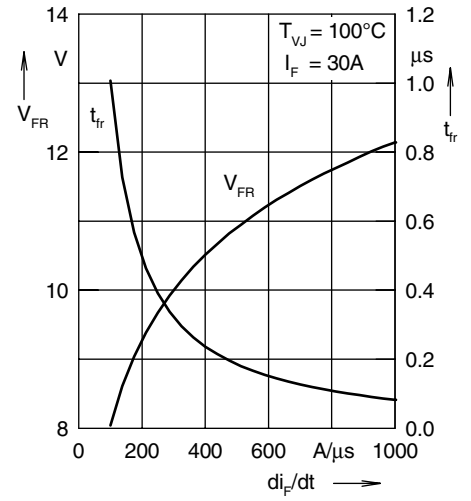


Fig. 6 Peak forward voltage  $V_{FR}$  and  $t_{rr}$  versus  $di_F/dt$

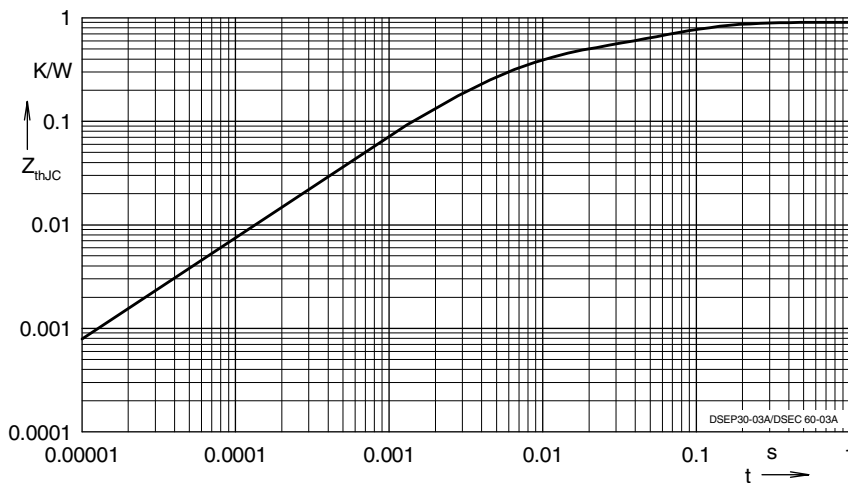


Fig. 7 Transient thermal resistance junction to case

Constants for  $Z_{thJC}$  calculation:

i	$R_{thi}$ (K/W)	$t_i$ (s)
1	0.465	0.005
2	0.179	0.0003
3	0.256	0.04

NOTE: Fig. 2 to Fig. 6 shows typical values



LittleDiode supplies new, hard to find or obsolete electronic components and semiconductors all over the world.

With over two million different components listed you are sure to find the part you need.

Feel free to visit us today at our online store:

[LittleDiode.com](http://LittleDiode.com)

Looking forward to providing you with the best possible service.