


INPUT RECTIFIER DIODE

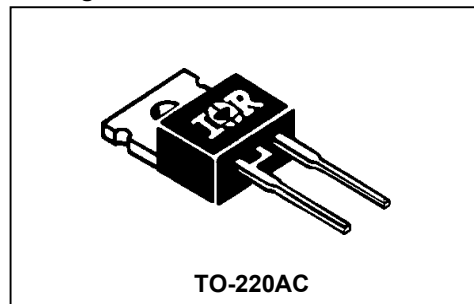
	$V_F < 1V @ 10A$ $I_{FSM} = 300A$ $V_{RRM} 1600V$
---	---

Description/Features

The 20ETS.. rectifier **SAFEIR** series has been optimized for very low forward voltage drop, with moderate leakage. The glass passivation technology used has reliable operation up to 150°C junction temperature.

Typical applications are in input rectification and these products are designed to be used with International Rectifier Switches and Output Rectifiers which are available in identical package outlines.

Package Outline

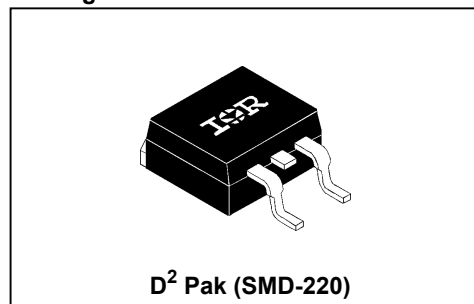


Major Ratings and Characteristics

Characteristics	20ETS..	Units
$I_{F(AV)}$ Sinusoidal waveform	20	A
V_{RRM} Range(*)	1600	V
I_{FSM}	300	A
$V_F @ 10A, T_J = 25^\circ C$	1.0	V
T_J	-40 to 150	°C

(*)Contact Factory

Package Outline



Output Current in Typical Applications

	Single-phase Bridge	Three-phase Bridge	Units
Capacitive input filter $T_A = 55^\circ C, T_J = 125^\circ C,$ common heatsink of 1°C/W	16.3	21	A

Voltage Ratings

Part Number	V_{RRM} , maximum peak reverse voltage V	V_{RSM} , maximum non repetitive peak reverse voltage V	I_{RRM} 150°C mA
20ETS16, 20ETS16S	1600	1700	1

Absolute Maximum Ratings

Parameters	20ETS..	Units	Conditions
$I_{F(AV)}$ Max. Average Forward Current	20	A	@ $T_C = 105^\circ\text{C}$, 180° conduction half sine wave
I_{FSM} Max. Peak One Cycle Non-Repetitive Surge Current	250	A	10ms Sine pulse, rated V_{RRM} applied
	300		10ms Sine pulse, no voltage reapplied
I^2t Max. I^2t for fusing	316	A^2s	10ms Sine pulse, rated V_{RRM} applied
	442		10ms Sine pulse, no voltage reapplied
$I^2\sqrt{t}$ Max. $I^2\sqrt{t}$ for fusing	4420	$A^2\sqrt{s}$	$t = 0.1$ to 10ms, no voltage reapplied

Electrical Specifications

Parameters	20ETS..	Units	Conditions
V_{FM} Max. Forward Voltage Drop	1.1	V	@ 20A, $T_J = 25^\circ\text{C}$
r_t Forward slope resistance	10.4	mΩ	$T_J = 150^\circ\text{C}$
$V_{F(TO)}$ Threshold voltage	0.85	V	
I_{RM} Max. Reverse Leakage Current	0.1	mA	$T_J = 25^\circ\text{C}$
	1.0		$T_J = 150^\circ\text{C}$

$V_R = \text{rated } V_{RRM}$

Thermal-Mechanical Specifications

Parameters	20ETS..	Units	Conditions
T_J Max. Junction Temperature Range	-40 to 150	°C	
T_{stg} Max. Storage Temperature Range	-40 to 150	°C	
R_{thJC} Max. Thermal Resistance Junction to Case	1.3	°C/W	DC operation
R_{thJA} Max. Thermal Resistance Junction to Ambient	62	°C/W	(*) For D ² Pak version
R_{thCS} Typ. Thermal Resistance Case to Heatsink	0.5	°C/W	Mounting surface, smooth and greased
wt Approximate Weight	2 (0.07)	g (oz.)	
T Mounting Torque	Min.	6 (5)	Kg-cm (lbf-in)
	Max.	12 (10)	
Case Style	TO-220AC, D ² Pak (SMD-220)		

* When mounted on 1" square (650mm²) PCB of FR-4 or G-10 material 4 oz (140μm) copper 40°C/W
For recommended footprint and soldering techniques refer to application note #AN-994

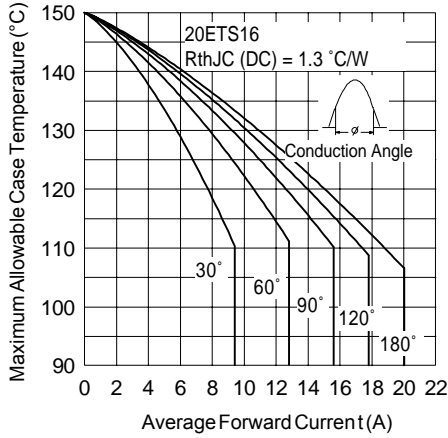


Fig. 1 - Current Rating Characteristics

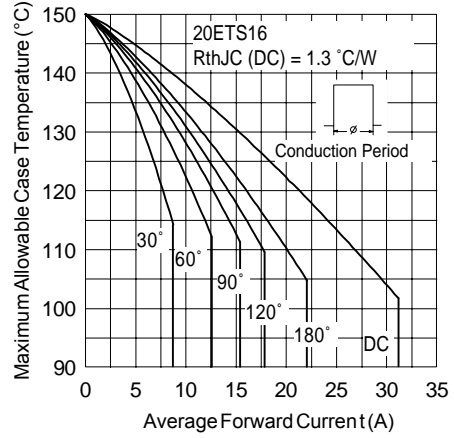


Fig. 2 - Current Rating Characteristics

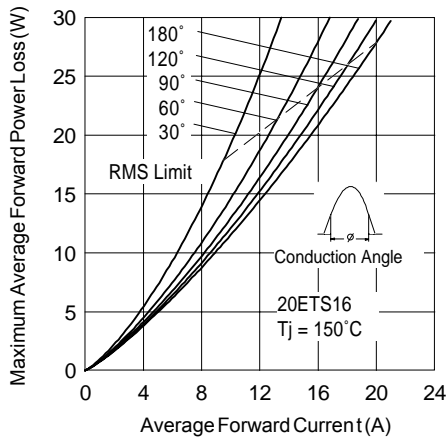


Fig. 3 - Forward Power Loss Characteristics

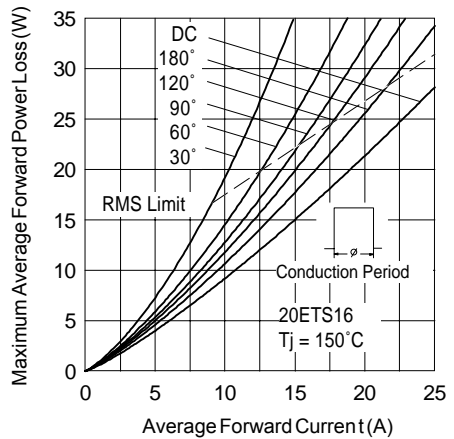


Fig. 4 - Forward Power Loss Characteristics

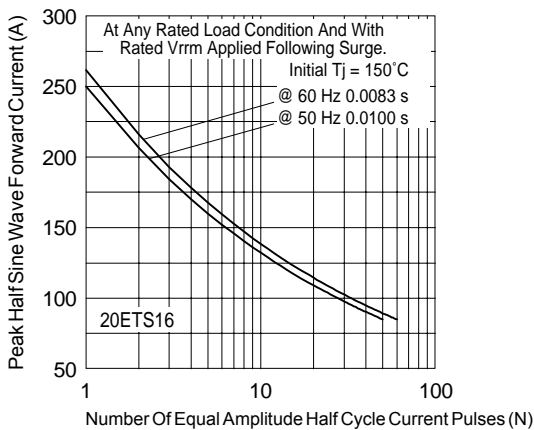


Fig. 5 - Maximum Non-Repetitive Surge Current

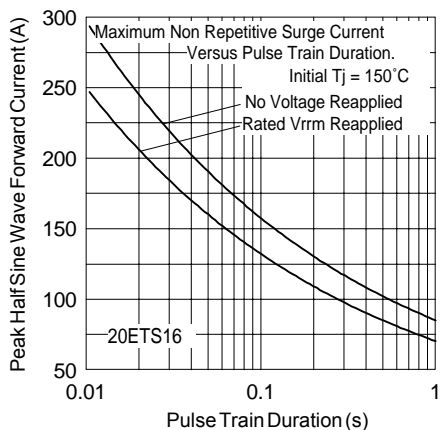


Fig. 6 - Maximum Non-Repetitive Surge Current

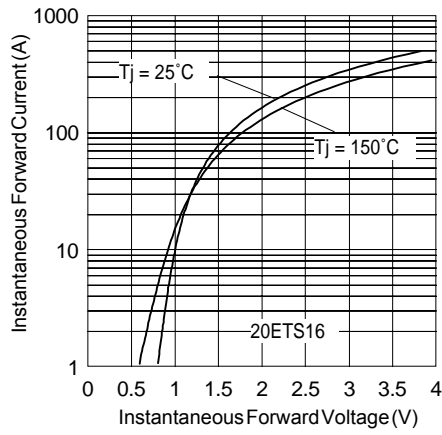


Fig. 7 - Forward Voltage Drop Characteristics

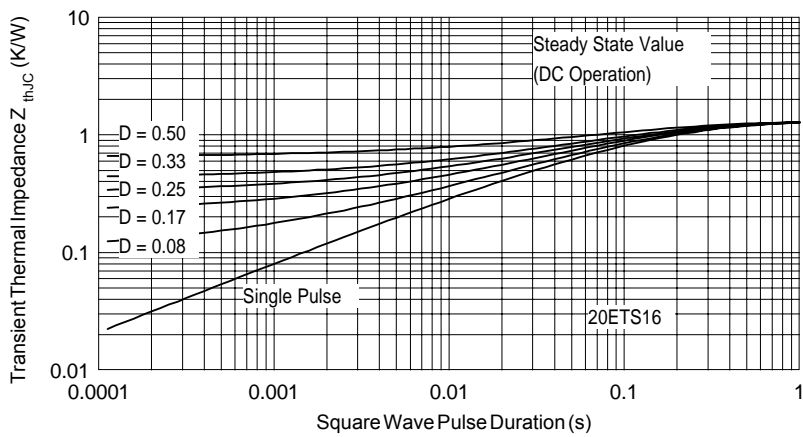
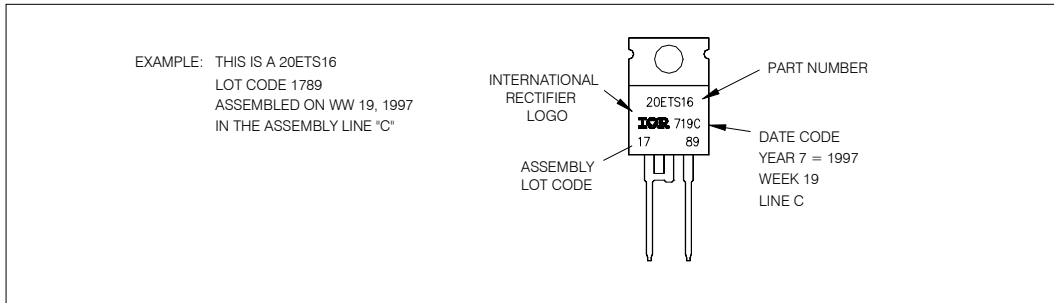
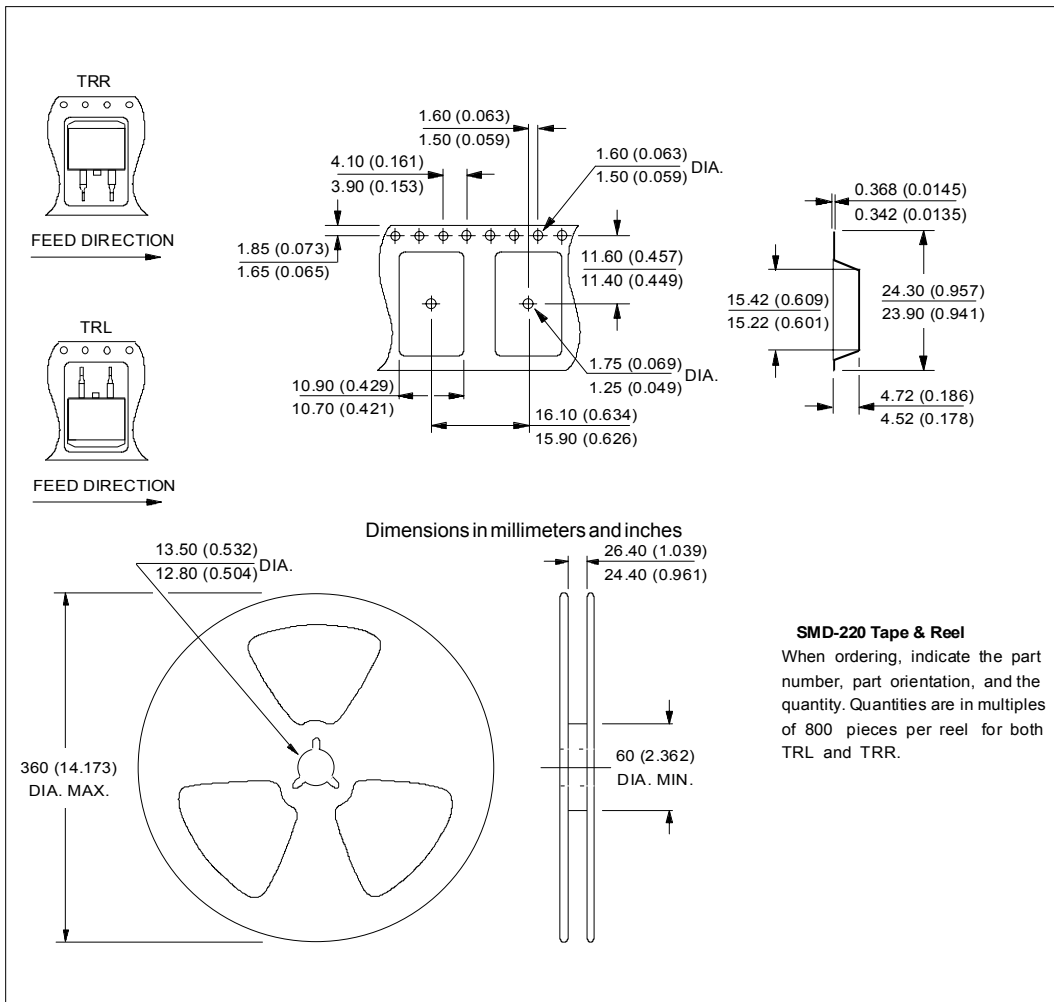


Fig. 8 - Thermal Impedance Z_{thjC} Characteristics

Marking Information



Tape & Reel Information



Ordering Information Table

Device Code						
20	E	T	S	16	S	TRL
①	②	③	④	⑤	⑥	⑦
1	- Current Rating					
2	- Circuit Configuration					
	E = Single Diode					
3	- Package					
	T = TO-220AC					
4	- Type of Silicon					
	S = Standard Recovery Rectifier					
5	- Voltage code: Code x 100 = V_{RRM}					
6	- S = TO-220 D ² Pak (SMD-220) Version					
7	- Tape and Reel Option					
	TRL = Left Reel					
	TRR = Right Orientation Reel					

16 = 1600V (*)

(*) Contact Factory

Data and specifications subject to change without notice.
 This product has been designed and qualified for Industrial Level.
 Qualification Standards can be found on IR's Web site.



LittleDiode supplies new, hard to find or obsolete electronic components and semiconductors all over the world.

With over two million different components listed you are sure to find the part you need.

Feel free to visit us today at our online store:

LittleDiode.com

Looking forward to providing you with the best possible service.