

DATA SHEET

2PD601A series NPN general purpose transistors; 50 V, 100 mA

Product specification
Supersedes data of 2002 Jun 26

2004 Feb 12

NPN general purpose transistors; 50 V, 100 mA

2PD601A series

FEATURES

- Available in SOT323 (SC-70) and SOT346 (SC-59) packages
- Available in three different DC current gain versions (Q, R, S).

APPLICATIONS

- General purpose switching and amplification.

DESCRIPTION

NPN general purpose transistors (see “Simplified outline, symbol and pinning” for package details).

QUICK REFERENCE DATA

SYMBOL	PARAMETER	MIN.	MAX.	UNIT
V_{CE0}	collector-emitter voltage	–	50	V
I_C	collector current (DC)	–	100	mA
h_{FE}	DC current gain			
	group Q	160	260	
	group R	210	340	
	group S	290	460	

PRODUCT OVERVIEW

TYPE NUMBER	PACKAGE		MARKING CODE	h_{FE} GROUP
	PHILIPS	EIAJ		
2PD601AQ	SOT346	SC-59	ZQ	Q
2PD601AR	SOT346	SC-59	ZR	R
2PD601AS	SOT346	SC-59	ZS	S
2PD601AQW	SOT323	SC-70	*6D	Q
2PD601ARW	SOT323	SC-70	*6E	R
2PD601ASW	SOT323	SC-70	*6F	S

Note

- * = p: Made in Hong Kong.
 * = t: Made in Malaysia.
 * = W: Made in China.

SIMPLIFIED OUTLINE, SYMBOL AND PINNING

TYPE NUMBER	SIMPLIFIED OUTLINE AND SYMBOL	PINNING	
		PIN	DESCRIPTION
2PD601AQ 2PD601AR 2PD601AS 2PD601AQW 2PD601ARW 2PD601ASW	<p>Top view</p> <p>MAM321</p>	1 2 3	base emitter collector

NPN general purpose transistors;
50 V, 100 mA

2PD601A series

ORDERING INFORMATION

TYPE NUMBER	PACKAGE		
	NAME	DESCRIPTION	VERSION
2PD601AQ	–	plastic surface mounted package; 3 leads	SOT346
2PD601AR			
2PD601AS			
2PD601AQW	–	plastic surface mounted package; 3 leads	SOT323
2PD601ARW			
2PD601ASW			

LIMITING VALUES

In accordance with the Absolute Maximum Rating System (IEC 60134).

SYMBOL	PARAMETER	CONDITIONS	MIN.	MAX.	UNIT
V_{CBO}	collector-base voltage	open emitter	–	60	V
V_{CEO}	collector-emitter voltage	open base	–	50	V
V_{EBO}	emitter-base voltage	open collector	–	6	V
I_C	collector current (DC)		–	100	mA
I_{CM}	peak collector current		–	200	mA
P_{tot}	total power dissipation	$T_{amb} \leq 25\text{ °C}$; note 1			
	SOT346		–	250	mW
	SOT323		–	200	mW
T_{stg}	storage temperature		–65	+150	°C
T_j	junction temperature		–	150	°C
T_{amb}	operating ambient temperature		–65	+150	°C

Note

1. Refer to SOT346 (SC-59) and SOT323 (SC-70) standard mounting conditions.

THERMAL CHARACTERISTICS

SYMBOL	PARAMETER	CONDITIONS	VALUE	UNIT
$R_{th(j-a)}$	thermal resistance from junction to ambient	note 1		
	SOT346		500	K/W
	SOT323		625	K/W

Note

1. Refer to SOT346 (SC-59) and SOT323 (SC-70) standard mounting conditions.

Soldering

Reflow soldering is the only recommended soldering method.

NPN general purpose transistors;
50 V, 100 mA

2PD601A series

CHARACTERISTICS

$T_{amb} = 25\text{ °C}$ unless otherwise specified.

SYMBOL	PARAMETER	CONDITIONS	MIN.	MAX.	UNIT
I_{CBO}	collector-base cut-off current	$I_E = 0; V_{CB} = 60\text{ V}$	–	10	nA
		$I_E = 0; V_{CB} = 60\text{ V}; T_j = 150\text{ °C}$	–	5	μA
I_{EBO}	emitter-base cut-off current	$I_C = 0; V_{EB} = 5\text{ V}$	–	10	nA
h_{FE}	DC current gain	$I_C = 100\text{ mA}; V_{CE} = 2\text{ V};$ note 1	90	–	
h_{FE}	DC current gain group Q group R group S	$I_C = 2\text{ mA}; V_{CE} = 10\text{ V}$	160	260	
			210	340	
			290	460	
V_{CEsat}	collector-emitter saturation voltage	$I_C = 100\text{ mA}; I_B = 10\text{ mA};$ note 1	–	250	mV
C_c	collector capacitance	$I_E = i_e = 0; V_{CB} = 10\text{ V}; f = 1\text{ MHz}$	–	3	pF
f_T	transition frequency	$I_C = 2\text{ mA}; V_{CE} = 10\text{ V};$ $f = 100\text{ MHz}$	100	–	MHz

Note

1. Pulse test: $t_p \leq 300\text{ }\mu\text{s}; \delta \leq 0.02.$

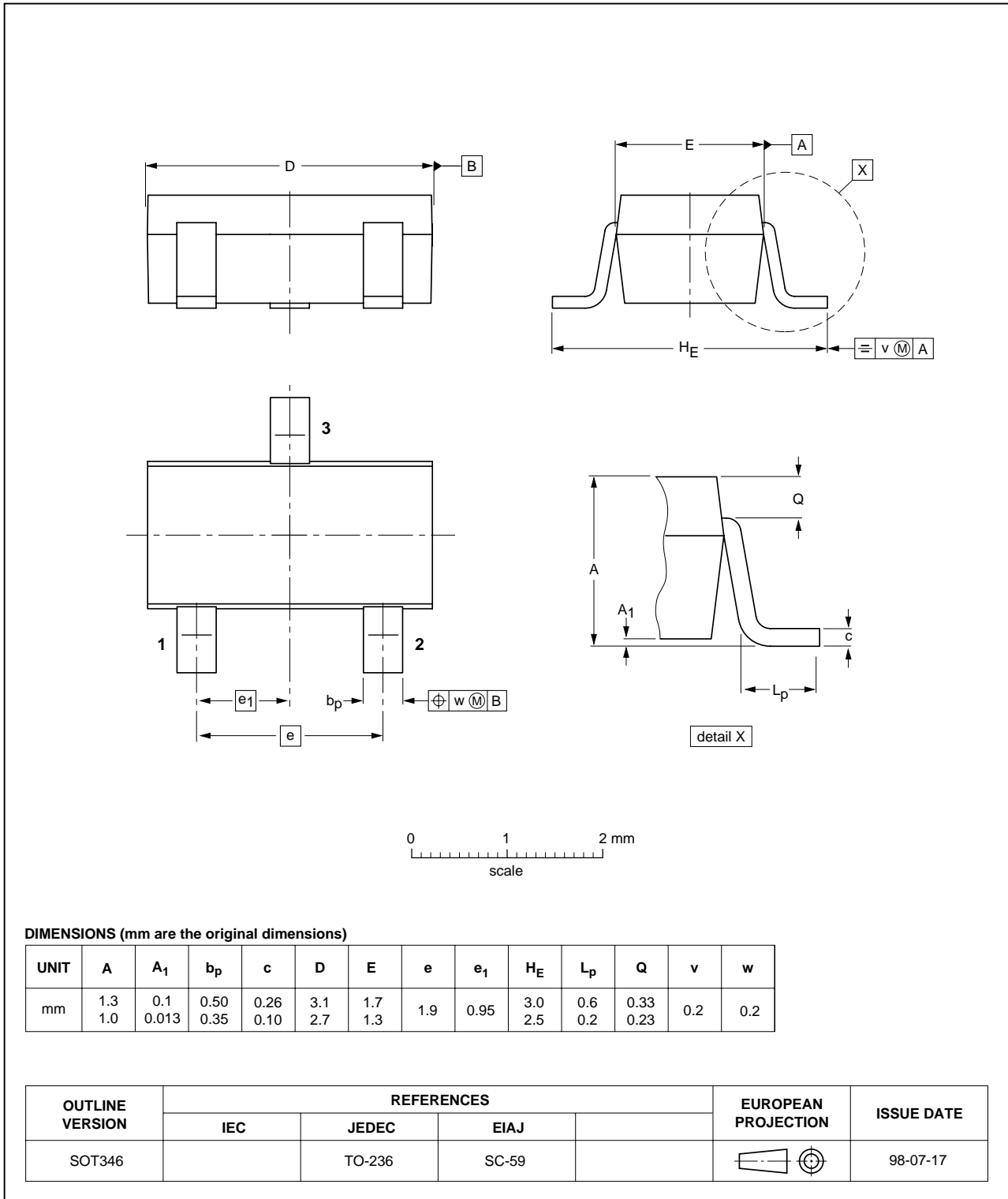
NPN general purpose transistors;
50 V, 100 mA

2PD601A series

PACKAGE OUTLINES

Plastic surface mounted package; 3 leads

SOT346

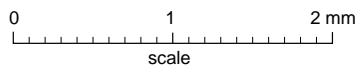
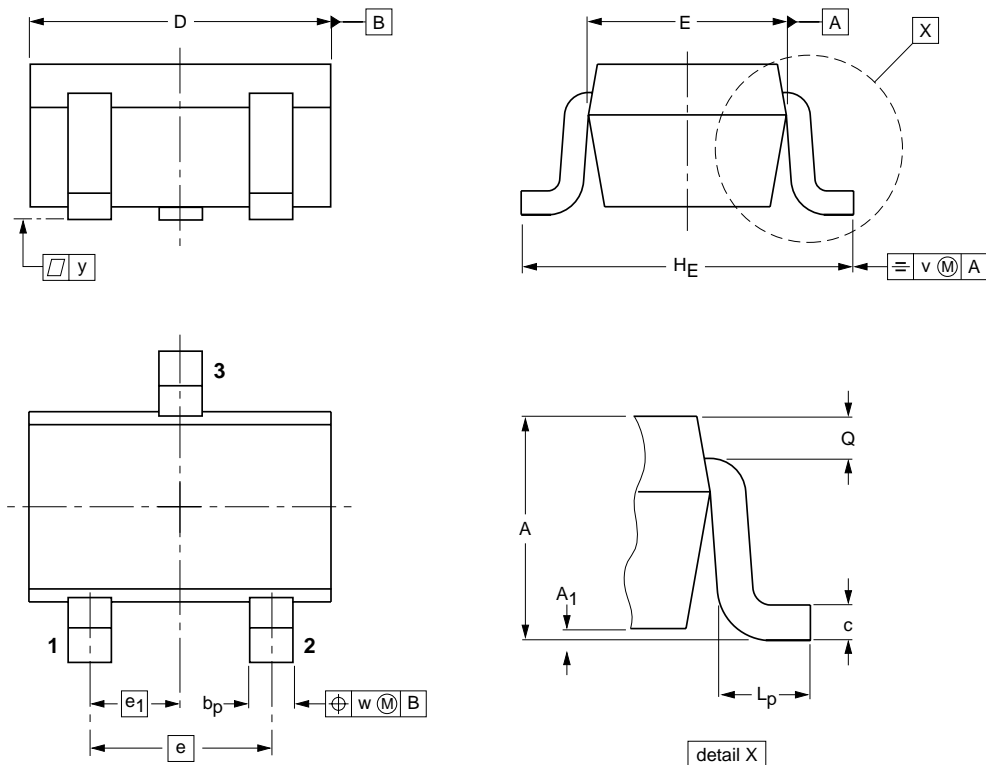


NPN general purpose transistors;
50 V, 100 mA

2PD601A series

Plastic surface mounted package; 3 leads

SOT323



DIMENSIONS (mm are the original dimensions)

UNIT	A	A ₁ max	b _p	c	D	E	e	e ₁	H _E	L _p	Q	v	w
mm	1.1 0.8	0.1	0.4 0.3	0.25 0.10	2.2 1.8	1.35 1.15	1.3	0.65	2.2 2.0	0.45 0.15	0.23 0.13	0.2	0.2

OUTLINE VERSION	REFERENCES				EUROPEAN PROJECTION	ISSUE DATE
	IEC	JEDEC	EIAJ			
SOT323			SC-70			97-02-28

NPN general purpose transistors; 50 V, 100 mA

2PD601A series

DATA SHEET STATUS

LEVEL	DATA SHEET STATUS ⁽¹⁾	PRODUCT STATUS ⁽²⁾⁽³⁾	DEFINITION
I	Objective data	Development	This data sheet contains data from the objective specification for product development. Philips Semiconductors reserves the right to change the specification in any manner without notice.
II	Preliminary data	Qualification	This data sheet contains data from the preliminary specification. Supplementary data will be published at a later date. Philips Semiconductors reserves the right to change the specification without notice, in order to improve the design and supply the best possible product.
III	Product data	Production	This data sheet contains data from the product specification. Philips Semiconductors reserves the right to make changes at any time in order to improve the design, manufacturing and supply. Relevant changes will be communicated via a Customer Product/Process Change Notification (CPCN).

Notes

1. Please consult the most recently issued data sheet before initiating or completing a design.
2. The product status of the device(s) described in this data sheet may have changed since this data sheet was published. The latest information is available on the Internet at URL <http://www.semiconductors.philips.com>.
3. For data sheets describing multiple type numbers, the highest-level product status determines the data sheet status.

DEFINITIONS

Short-form specification — The data in a short-form specification is extracted from a full data sheet with the same type number and title. For detailed information see the relevant data sheet or data handbook.

Limiting values definition — Limiting values given are in accordance with the Absolute Maximum Rating System (IEC 60134). Stress above one or more of the limiting values may cause permanent damage to the device. These are stress ratings only and operation of the device at these or at any other conditions above those given in the Characteristics sections of the specification is not implied. Exposure to limiting values for extended periods may affect device reliability.

Application information — Applications that are described herein for any of these products are for illustrative purposes only. Philips Semiconductors make no representation or warranty that such applications will be suitable for the specified use without further testing or modification.

DISCLAIMERS

Life support applications — These products are not designed for use in life support appliances, devices, or systems where malfunction of these products can reasonably be expected to result in personal injury. Philips Semiconductors customers using or selling these products for use in such applications do so at their own risk and agree to fully indemnify Philips Semiconductors for any damages resulting from such application.

Right to make changes — Philips Semiconductors reserves the right to make changes in the products - including circuits, standard cells, and/or software - described or contained herein in order to improve design and/or performance. When the product is in full production (status 'Production'), relevant changes will be communicated via a Customer Product/Process Change Notification (CPCN). Philips Semiconductors assumes no responsibility or liability for the use of any of these products, conveys no licence or title under any patent, copyright, or mask work right to these products, and makes no representations or warranties that these products are free from patent, copyright, or mask work right infringement, unless otherwise specified.

Philips Semiconductors – a worldwide company

Contact information

For additional information please visit <http://www.semiconductors.philips.com>. Fax: +31 40 27 24825

For sales offices addresses send e-mail to: sales.addresses@www.semiconductors.philips.com.

© Koninklijke Philips Electronics N.V. 2004

SCA76

All rights are reserved. Reproduction in whole or in part is prohibited without the prior written consent of the copyright owner.

The information presented in this document does not form part of any quotation or contract, is believed to be accurate and reliable and may be changed without notice. No liability will be accepted by the publisher for any consequence of its use. Publication thereof does not convey nor imply any license under patent- or other industrial or intellectual property rights.

Printed in The Netherlands

R75/06/pp8

Date of release: 2004 Feb 12

Document order number: 9397 750 12172

Let's make things better.

**Philips
Semiconductors**



PHILIPS



LittleDiode supplies new, hard to find or obsolete electronic components and semiconductors all over the world.

With over two million different components listed you are sure to find the part you need.

Feel free to visit us today at our online store:

LittleDiode.com

Looking forward to providing you with the best possible service.