

Description

- Extremely low collector-to-emitter saturation voltage
($V_{CE(SAT)}=0.2V$ Typ. @ $I_C/I_B=3A/150mA$)
- Suitable for low voltage large current drivers
- Complementary pair with DP500
- Switching Application

Ordering Information

Type NO.	Marking	Package Code
DN500	DN500	TO-92

Outline Dimensions

unit : mm



Absolute maximum ratings

(Ta=25° C)

Characteristic	Symbol	Ratings	Unit
Collector-Base voltage	V_{CBO}	15	V
Collector-Emitter voltage	V_{CEO}	12	V
Emitter-Base voltage	V_{EBO}	5	V
Collector current	I_C	5	A
Collector dissipation	P_C	625	mW
Junction temperature	T_j	150	°C
Storage temperature	T_{stg}	-55 ~ 150	°C

Electrical Characteristics

(Ta=25° C)

Characteristic	Symbol	Test Condition	Min.	Typ.	Max.	Unit
Collector-Base breakdown voltage	BV_{CBO}	$I_C=50\mu A, I_E=0$	15	-	-	V
Collector-Emitter breakdown voltage	BV_{CEO}	$I_C=1mA, I_B=0$	12	-	-	V
Emitter-Base breakdown voltage	BV_{EBO}	$I_E=50\mu A, I_C=0$	5	-	-	V
Collector cut-off current	I_{CBO}	$V_{CB}=15V, I_E=0$	-	-	0.1	μA
Emitter cut-off current	I_{EBO}	$V_{EB}=4V, I_C=0$	-	-	0.1	μA
DC current gain	h_{FE1}	$V_{CE}=2V, I_C=500mA$	160	-	320	-
	h_{FE2}	$V_{CE}=2V, I_C=3A$	40	-	-	-
Collector-Emitter on voltage	$V_{CE(sat)}$	$I_C=3A, I_B=150mA$	-	-	0.3	V
Base-Emitter on voltage	$V_{BE(sat)}$	$I_C=3A, I_B=150mA$	-	-	1.2	V
Transition frequency	f_T	$V_{CB}=5V, I_C=500mA$	-	150	-	MHz
Collector output capacitance	C_{ob}	$V_{CB}=10V, I_E=0, f=1MHz$	-	-	50	pF

Electrical Characteristic Curves

Fig. 1 $P_c - T_a$

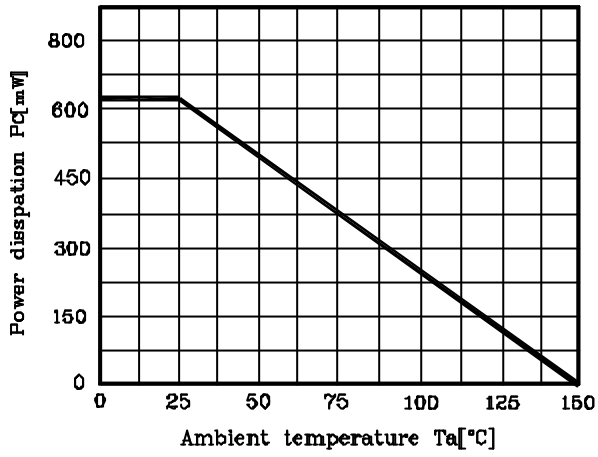


Fig. 2 $I_c - V_{BE}$

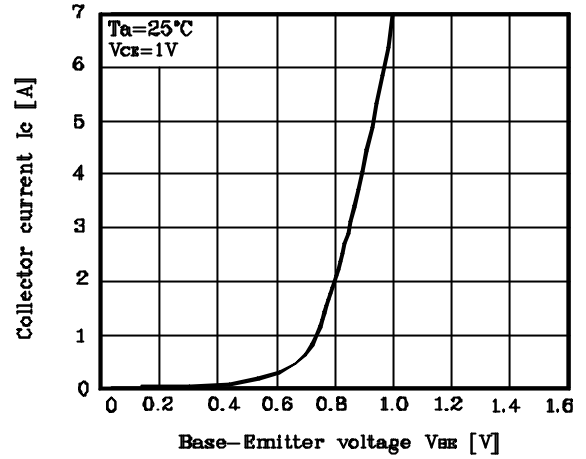


Fig. 3 $h_{FE} - I_c$

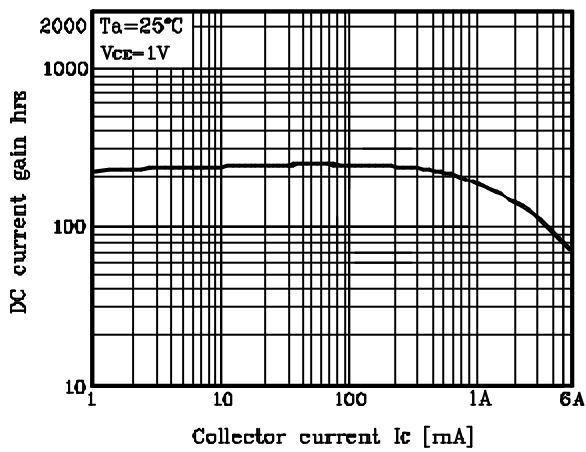
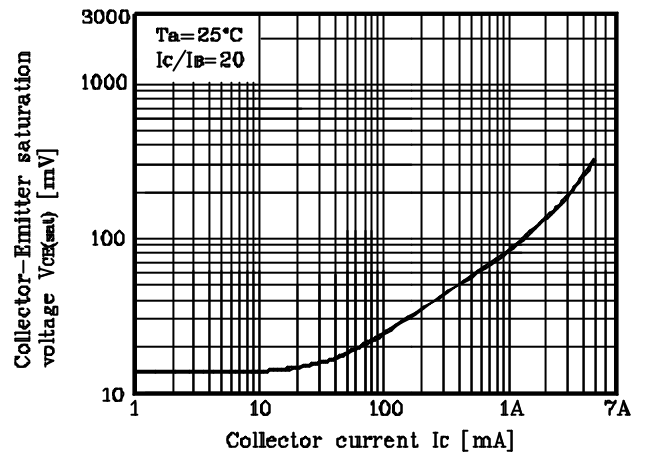


Fig. 4 $V_{CE(sat)} - I_c$





LittleDiode supplies new, hard to find or obsolete electronic components and semiconductors all over the world.

With over two million different components listed you are sure to find the part you need.

Feel free to visit us today at our online store:

LittleDiode.com

Looking forward to providing you with the best possible service.