



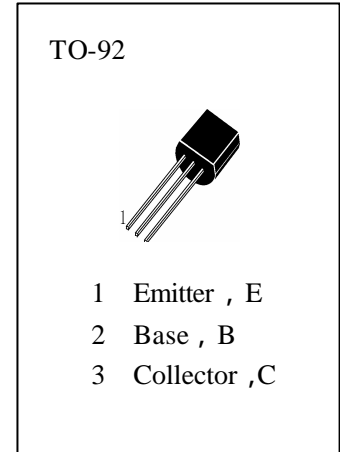
# H9018

## APPLICATIONS

**AM/FM AMPLIFIER , LOCAL OSCILLATOR  
OF FM/VHF TUNER**

## ABSOLUTE MAXIMUM RATINGS ( $T_a=25$ )

$T_{stg}$	Storage Temperature.....	-55~150
$T_j$	Junction Temperature.....	150
$P_C$	Collector Dissipation.....	400mW
$V_{CBO}$	Collector-Base Voltage.....	30V
$V_{CEO}$	Collector-Emitter Voltage.....	15V
$V_{EBO}$	Emitter-Base Voltage.....	5V
$I_C$	Collector Current.....	50mA



## ELECTRICAL CHARACTERISTICS ( $T_a=25$ )

Symbol	Characteristics	Min	Typ	Max	Unit	Test Conditions
$I_{CBO}$	Collector Cut-off Current			0.05	$\mu A$	$V_{CB}=12V, I_E=0$
$h_{FE}$	DC Current Gain	54		198		$V_{CE}=5V, I_C=1mA$
$V_{CE(sat)}$	Collector- Emitter Saturation Voltage			0.5	V	$I_C=10mA, I_B=1mA$
$BV_{CBO}$	Collector-Base Breakdown Voltage	30			V	$I_C=100\mu A, I_E=0$
$BV_{CEO}$	Collector-Emitter Breakdown Voltage	15			V	$I_C=1mA, I_B=0$
$BV_{EBO}$	Emitter-Base Breakdown Voltage	5			V	$I_E=100\mu A, I_C=0$
$C_{ob}$	Output Capacitance		1.3	1.7	pF	$V_{CB}=10V, I_E=0, f=1MHz$
$f_T$	Current Gain-Bandwidth Product	700			MHz	$V_{CE}=5V, I_C=5mA$

## $h_{FE}$ Classification

F	G	H	I
54—80	72—108	97—146	132—198



## Typical Characteristics

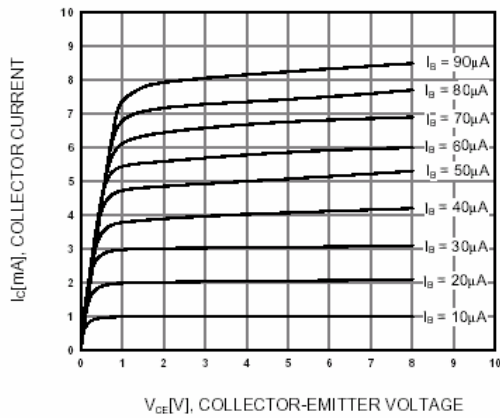


Figure 1. Static Characteristic

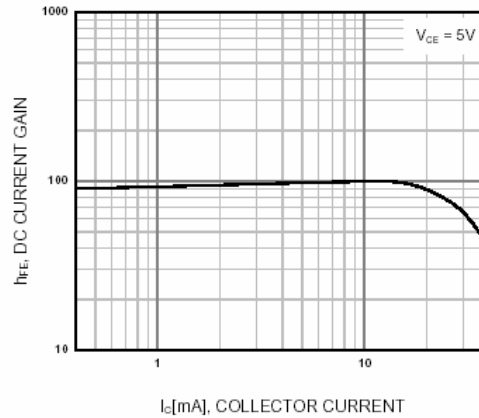


Figure 2. DC current Gain

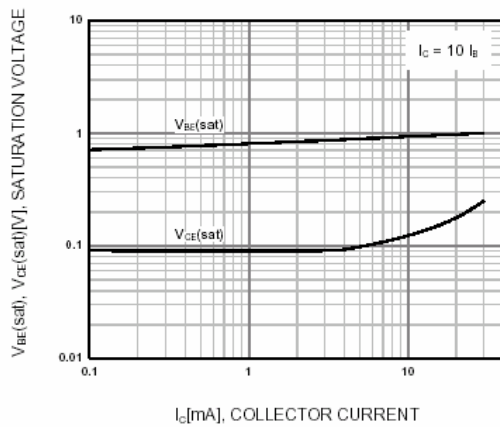


Figure 3. Base-Emitter Saturation Voltage  
Collector-Emitter Saturation Voltage

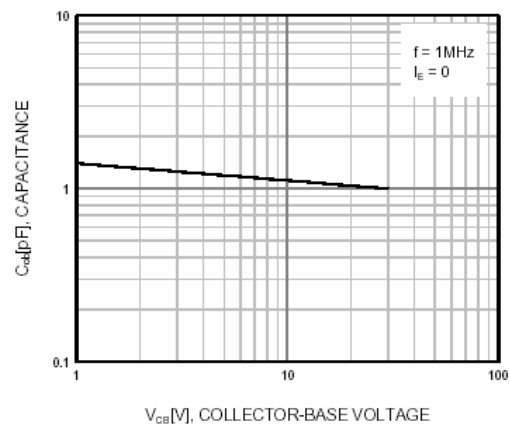


Figure 4. Output Capacitance

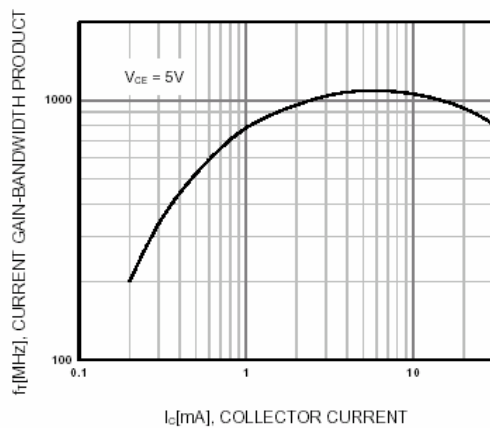


Figure 5. Current Gain Bandwidth Product

This datasheet has been downloaded from:

[www.DatasheetCatalog.com](http://www.DatasheetCatalog.com)

Datasheets for electronic components.



LittleDiode supplies new, hard to find or obsolete electronic components and semiconductors all over the world.

With over two million different components listed you are sure to find the part you need.

Feel free to visit us today at our online store:

[LittleDiode.com](http://LittleDiode.com)

Looking forward to providing you with the best possible service.