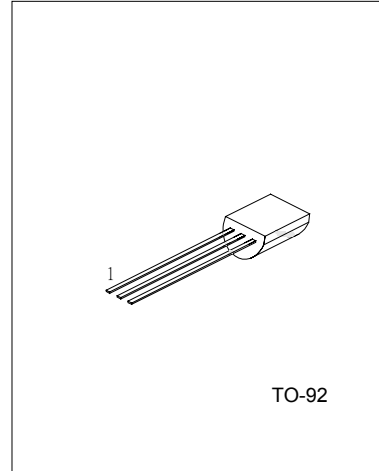


## FEATURES

\* Collector-Base Voltage:  $V(BR)_{CBO}=600V$ \* Collector Current:  $I_C=0.2A$ 

1: BASE 2: COLLECTOR 3: EMITTER

## ABSOLUTE MAXIMUM RATINGS

PARAMETER	SYMBOL	RATING	UNIT
Collector-base voltage	$V_{CBO}$	600	V
Collector-emitter voltage	$V_{CEO}$	400	V
Emitter-base voltage	$V_{EBO}$	7	V
Collector current	$I_C$	200	mA
Collector power dissipation	$P_C$	750	mW
Junction Temperature	$T_j$	150	°C
Storage Temperature	$T_{STG}$	-55 ~ +150	°C

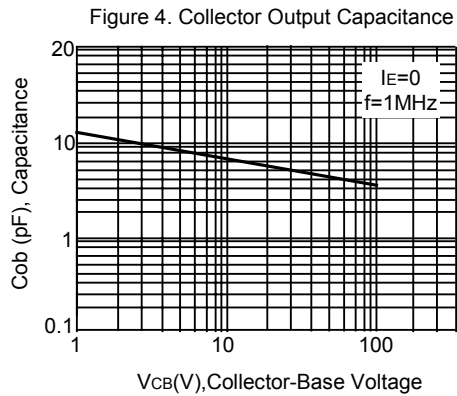
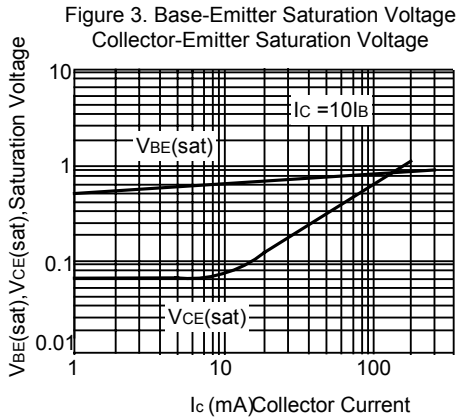
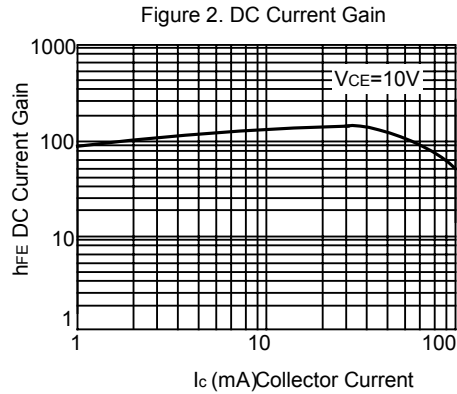
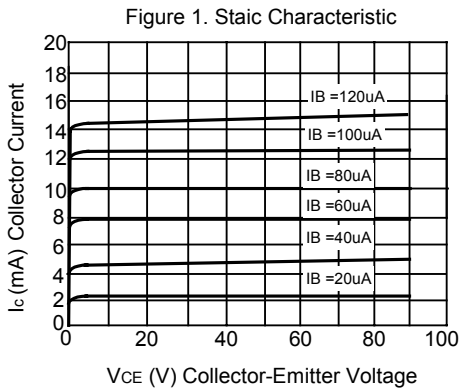
ELECTRICAL CHARACTERISTICS ( $T_C=25^\circ C$ )

PARAMETER	SYMBOL	TEST CONDITIONS	MIN	TYP	MAX	UNIT
Collector-Base Breakdown Voltage	$V(BR)_{CBO}$	$I_C=100\mu A, I_E=0$	600			V
Collector-Emitter Breakdown Voltage	$V(BR)_{CEO}$	$I_C=1mA, I_B=0$	400			V
Emitter-Base Breakdown Voltage	$V(BR)_{EBO}$	$I_E=100\mu A, I_C=0$	7			V
Collector Cut-off Current	$I_{CBO}$	$V_{CB}=600V, I_E=0$			100	$\mu A$
Collector Cut-off Current	$I_{CEO}$	$V_{CE}=400V, I_B=0$			200	$\mu A$
Emitter Cut-off Current	$I_{EBO}$	$V_{EB}=7V, I_C=0$			100	$\mu A$
DC current gain	$h_{FE(1)}$	$V_{CE}=20V, I_C=20mA$	10		70	
	$h_{FE(2)}$	$V_{CE}=10V, I_C=0.25mA$	5			
Collector-emitter saturation voltage	$V_{CE(sat)}$	$I_C=50mA, I_B=10mA$			0.5	V
Base-emitter Saturation Voltage	$V_{BE(sat)}$	$I_C=50mA, I_B=10mA$			1.2	V
Base-emitter Voltage	$V_{BE}$	$I_E=100mA$			1.1	V
Transition Frequency	$f_T$	$V_{CE}=20V, I_C=20mA, f=1MHz$	8			MHz
Fall Time	$t_F$	$I_C=50mA, I_{B1}=-I_{B2}=5mA,$			0.3	$\mu s$
Storage Time	$t_S$	$V_{CC}=45V$			1.5	$\mu s$

CLASSIFICATION OF hFE

RANK	A	B	C	D	E	F	G	H	I	J	K	L
RANGE	10-15	15-20	20-25	25-30	30-35	35-40	40-45	45-50	50-55	55-60	60-65	65-70

TYPICAL CHARACTERISTICS



UTC assumes no responsibility for equipment failures that result from using products at values that exceed, even momentarily, rated values (such as maximum ratings, operating condition ranges, or other parameters) listed in products specifications of any and all UTC products described or contained herein. UTC products are not designed for use in life support appliances, devices or systems where malfunction of these products can be reasonably expected to result in personal injury. Reproduction in whole or in part is prohibited without the prior written consent of the copyright owner. The information presented in this document does not form part of any quotation or contract, is believed to be accurate and reliable and may be changed without notice.

This datasheet has been downloaded from:

[www.DatasheetCatalog.com](http://www.DatasheetCatalog.com)

Datasheets for electronic components.



LittleDiode supplies new, hard to find or obsolete electronic components and semiconductors all over the world.

With over two million different components listed you are sure to find the part you need.

Feel free to visit us today at our online store:

[LittleDiode.com](http://LittleDiode.com)

Looking forward to providing you with the best possible service.