

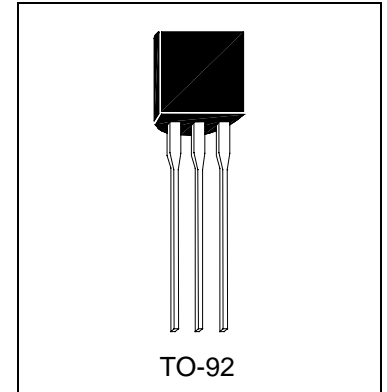


HSC945

NPN EPITAXIAL PLANAR TRANSISTOR

Description

The HSC945 is designed for using driver stage of AP amplifier and low speed switching applications.



Absolute Maximum Ratings

- Maximum Temperatures
Storage Temperature -50 ~ +150 °C
Junction Temperature 150 °C Maximum
- Maximum Power Dissipation
Total Power Dissipation (Ta=25°C) 250 mW
- Maximum Voltages and Currents (Ta=25°C)
VCBO Collector to Base Voltage 60 V
VCEO Collector to Emitter Voltage 50 V
VEBO Emitter to Base Voltage 5 V
IC Collector Current 100 mA
IB Base Current 50 mA

Characteristics (Ta=25°C)

Symbol	Min.	Typ.	Max.	Unit	Test Conditions
BVCBO	60	-	-	V	IC=100uA, IE=0
BVCEO	50	-	-	V	IC=1mA, IB=0
BVEBO	5	-	-	V	IE=10uA, IC=0
ICBO	-	-	100	nA	VCB=60V, IE=0
IEBO	-	-	100	nA	VEB=5V, IB=0
*VCE(sat)	-	0.1	0.3	V	IC=100mA, IB=10mA
*hFE1	50	-	-		VCE=6V, IC=0.1mA
*hFE2	135	-	600		VCE=6V, IC=1mA
fT	150	-	600	MHz	VCE=6V, IC=10mA, f=100MHz
Cob	-	-	4	pF	VCB=10V, f=1MHz, IE=0

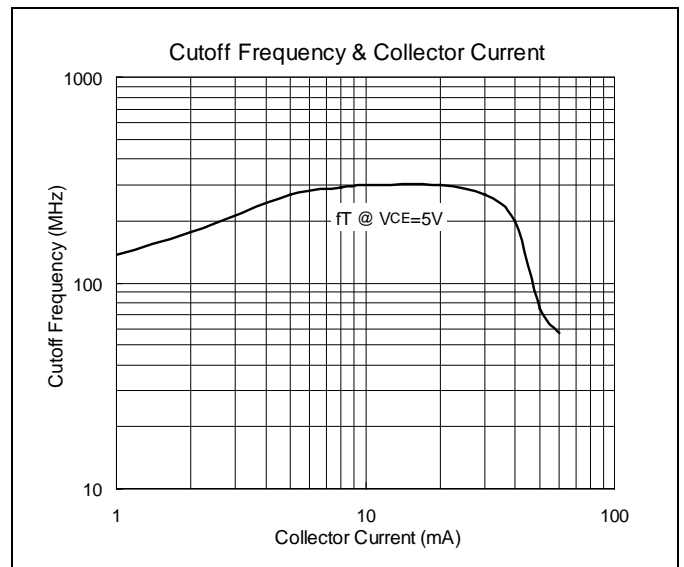
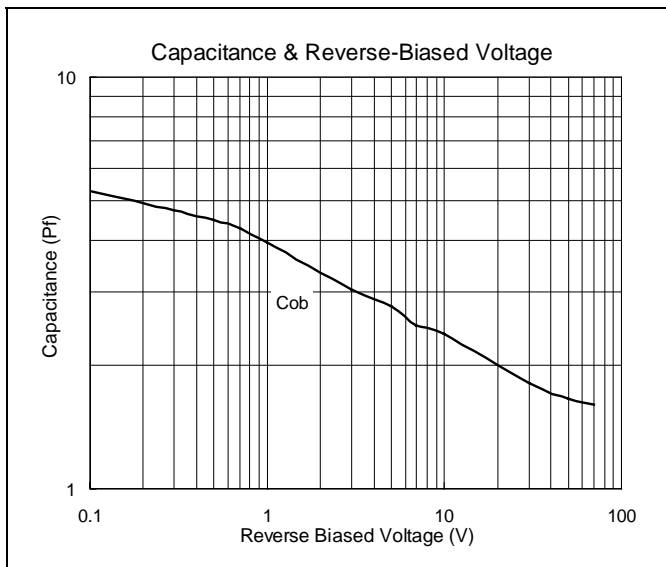
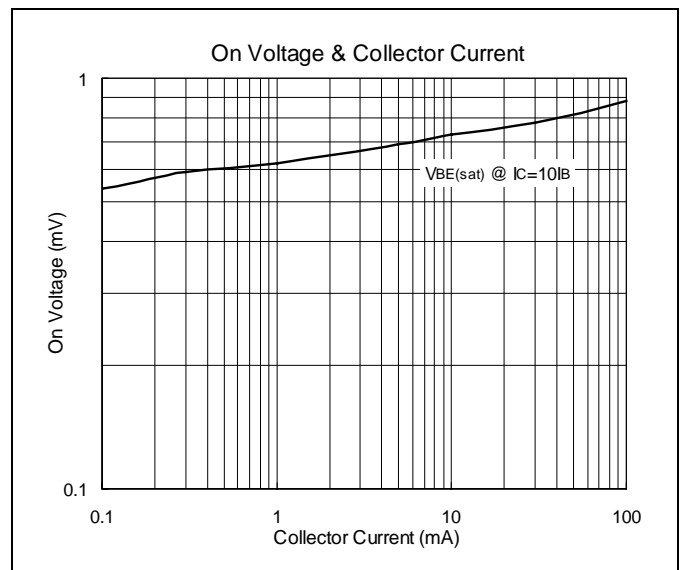
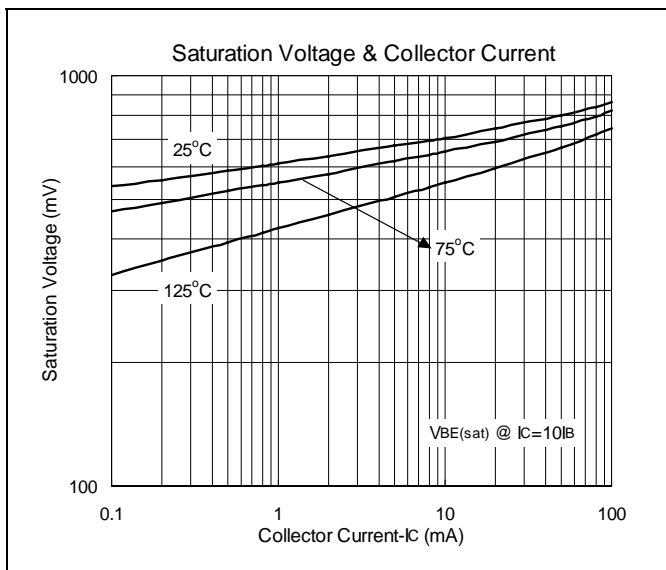
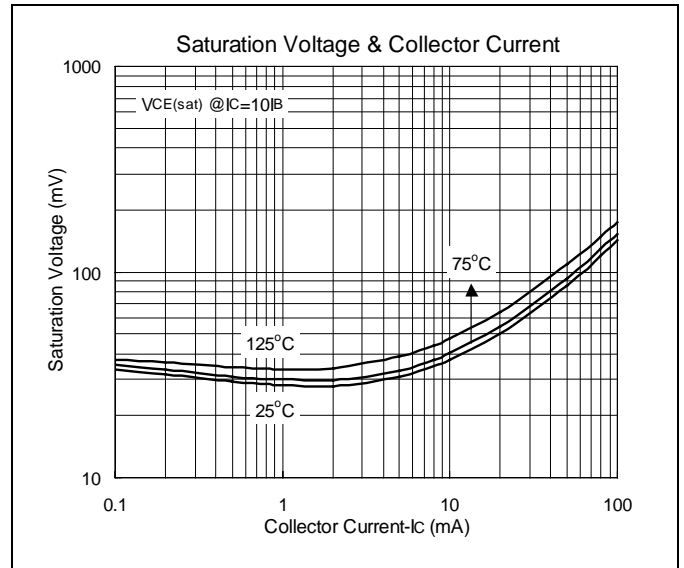
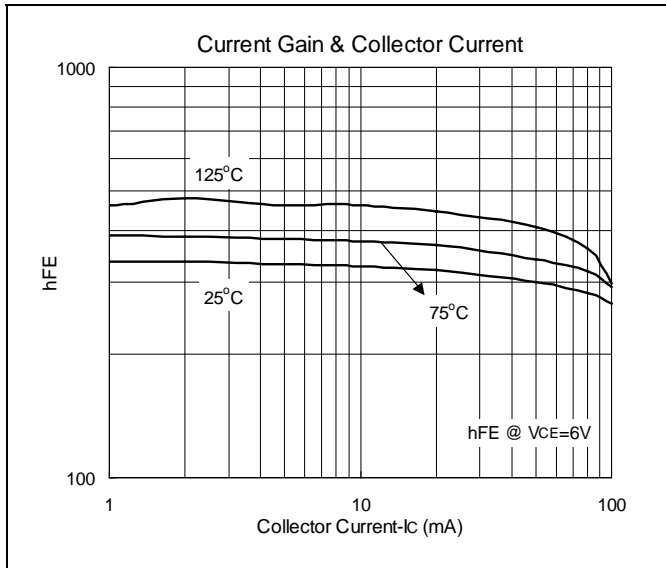
*Pulse Test: Pulse Width ≤380us, Duty Cycle≤2%

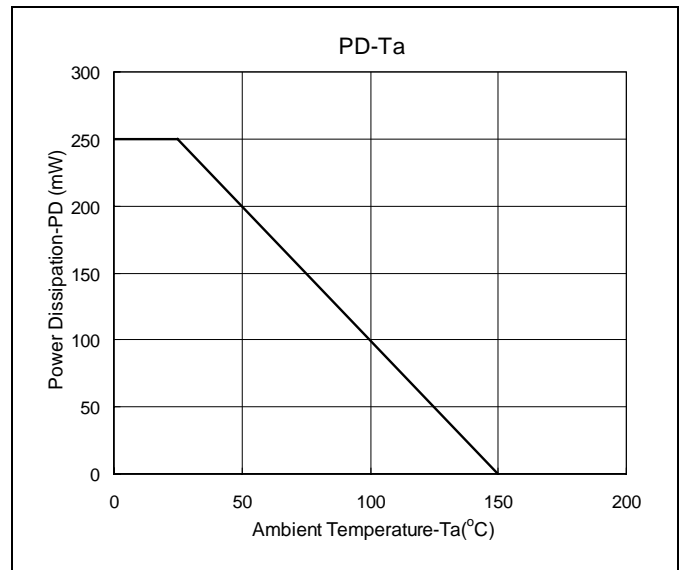
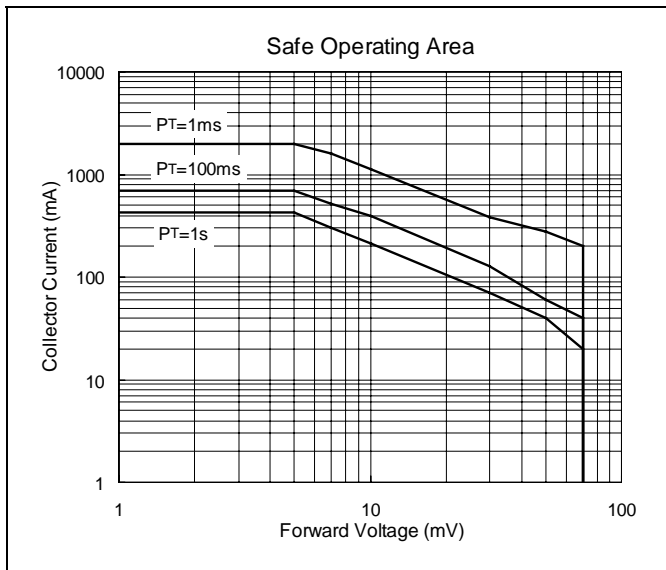
Classification of hFE2

Rank	Q	P	K
Range	135-270	200-400	300-600



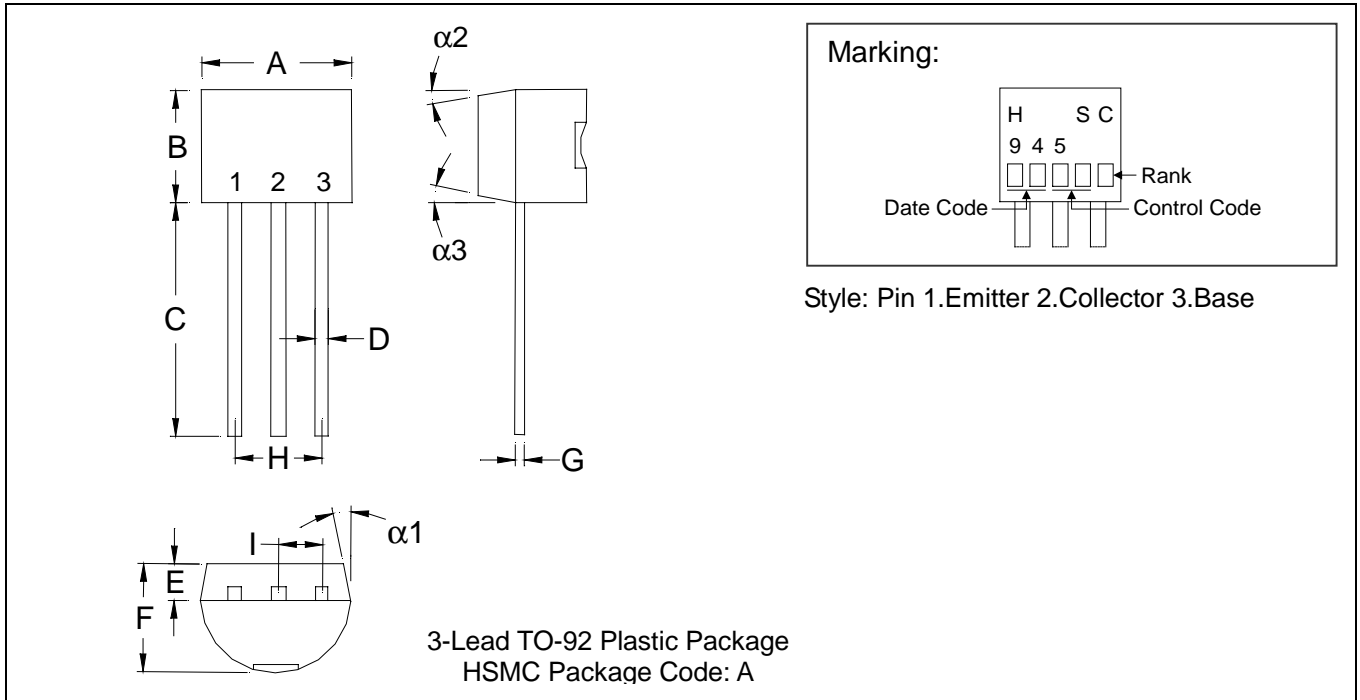
Characteristics Curve







TO-92 Dimension



*: Typical

DIM	Inches		Millimeters		DIM	Inches		Millimeters	
	Min.	Max.	Min.	Max.		Min.	Max.	Min.	Max.
A	0.1704	0.1902	4.33	4.83	G	0.0142	0.0220	0.36	0.56
B	0.1704	0.1902	4.33	4.83	H	-	*0.1000	-	*2.54
C	0.5000	-	12.70	-	I	-	*0.0500	-	*1.27
D	0.0142	0.0220	0.36	0.56	$\alpha 1$	-	*5°	-	*5°
E	-	*0.0500	-	*1.27	$\alpha 2$	-	*2°	-	*2°
F	0.1323	0.1480	3.36	3.76	$\alpha 3$	-	*2°	-	*2°

Notes: 1.Dimension and tolerance based on our Spec. dated Apr. 25,1996.
 2.Controlling dimension: millimeters.
 3.Maximum lead thickness includes lead finish thickness, and minimum lead thickness is the minimum thickness of base material.
 4.If there is any question with packing specification or packing method, please contact your local HSMC sales office.

Material:

- Lead: 42 Alloy; solder plating
- Mold Compound: Epoxy resin family, flammability solid burning class: UL94V-0

Important Notice:

- All rights are reserved. Reproduction in whole or in part is prohibited without the prior written approval of HSMC.
- HSMC reserves the right to make changes to its products without notice.
- **HSMC semiconductor products are not warranted to be suitable for use in Life-Support Applications, or systems.**
- HSMC assumes no liability for any consequence of customer product design, infringement of patents, or application assistance.

Head Office And Factory:

- **Head Office** (Hi-Sincerity Microelectronics Corp.): 10F.,No. 61, Sec. 2, Chung-Shan N. Rd. Taipei Taiwan R.O.C.
 Tel: 886-2-25212056 Fax: 886-2-25632712, 25368454
- **Factory 1:** No. 38, Kuang Fu S. Rd., Fu-Kou Hsin-Chu Industrial Park Hsin-Chu Taiwan. R.O.C
 Tel: 886-3-5983621~5 Fax: 886-3-5982931



LittleDiode supplies new, hard to find or obsolete electronic components and semiconductors all over the world.

With over two million different components listed you are sure to find the part you need.

Feel free to visit us today at our online store:

LittleDiode.com

Looking forward to providing you with the best possible service.