

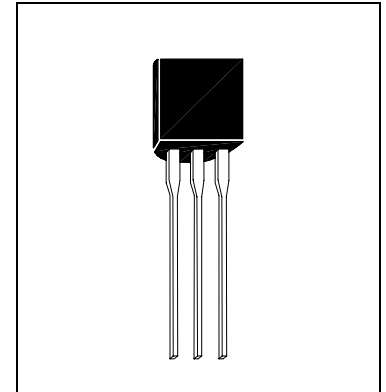


HSD667A

SILICON NPN EPITAXIAL

Description

Low Frequency Power Amplifier Complementary Pair With HSB647A.



Absolute Maximum Ratings

- Maximum Temperatures
 - Storage Temperature -55 ~ +150 °C
 - Junction Temperature 150 °C Maximum
- Maximum Power Dissipation
 - Total Power Dissipation (Ta=25°C) 900 mW
- Maximum Voltages and Currents (Ta=25°C)
 - VCBO Collector to Base Voltage 120 V
 - VCEO Collector to Emitter Voltage 100 V
 - VEBO Emitter to Base Voltage 5 V
 - IC Collector Current (DC)..... 1 A
 - IC Collector Current (Pulse)..... 2 A

Characteristics (Ta=25°C)

Symbol	Min.	Typ.	Max.	Unit	Test Conditions
BVCBO	120	-	-	V	IC=10uA, IE=0
BVCEO	100	-	-	V	IC=1mA, IB=0
BVEBO	5	-	-	V	IE=10uA, IC=0
ICBO	-	-	10	uA	VCB=100V, IE=0
*VCE(sat)	-	-	1	V	IC=500mA, IB=50mA
VBE(on)	-	-	1.5	V	VCE=5V, IC=150mA
*hFE1	60	-	200		VCE=5V, IC=150mA
*hFE2	30	-	-		VCE=5V, IC=500mA
fT	-	140	-	MHz	VCE=5V, IC=150mA
Cob	-	12	-	pF	VCB=10V, f=1MHz, IE=0

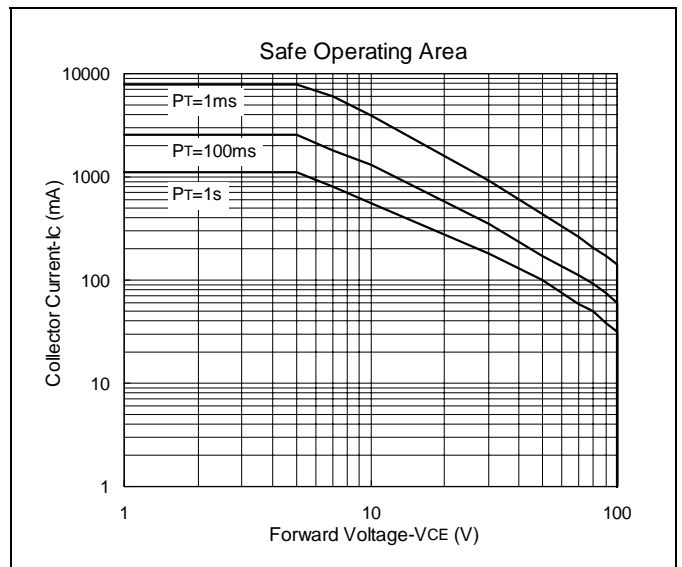
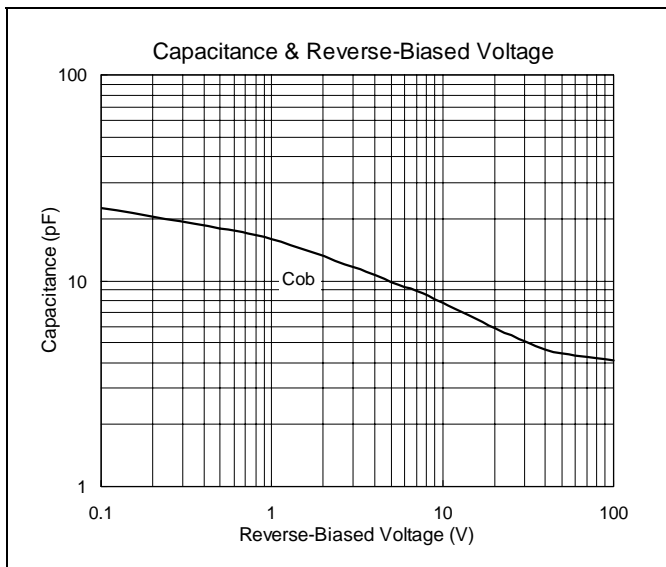
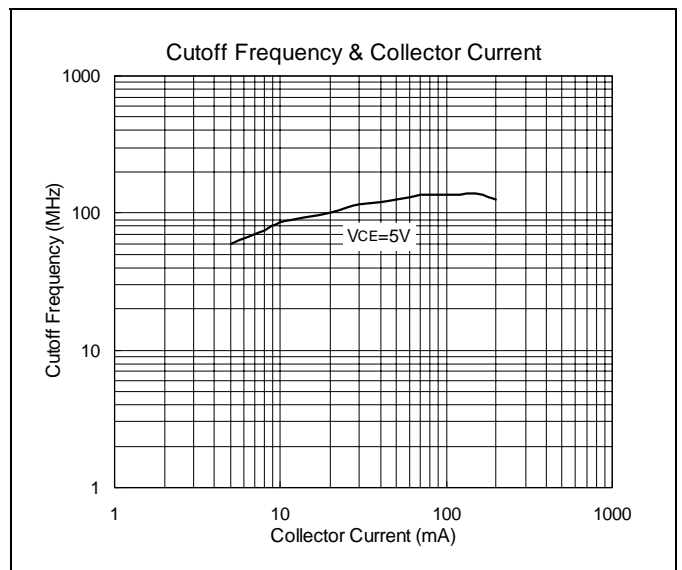
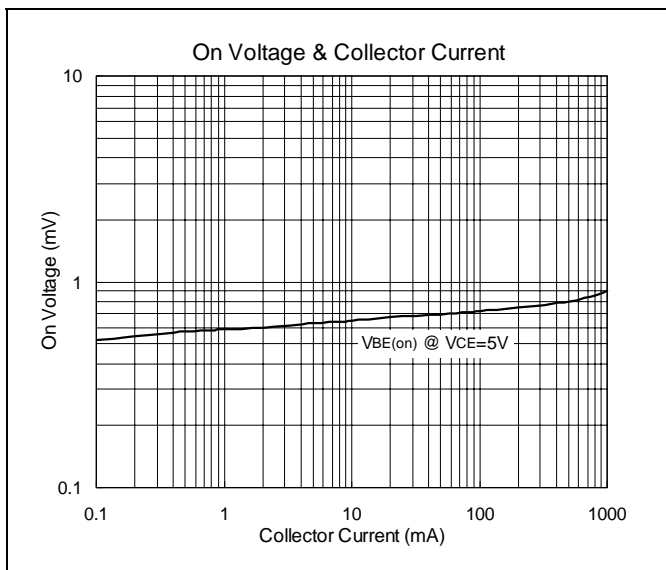
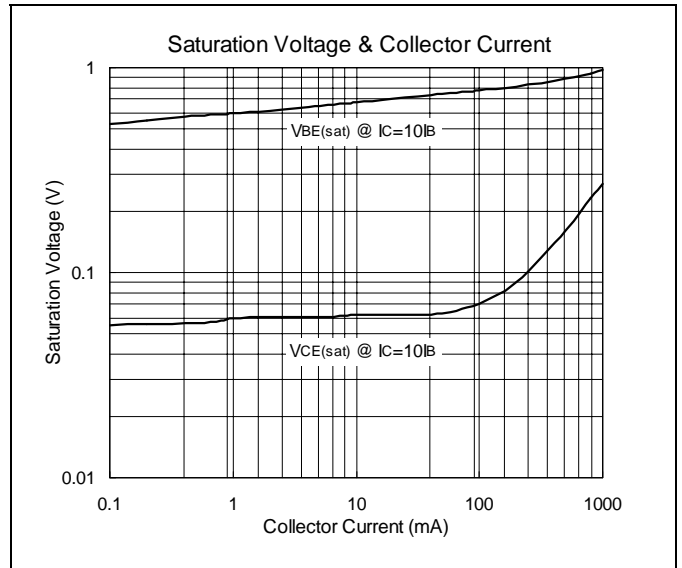
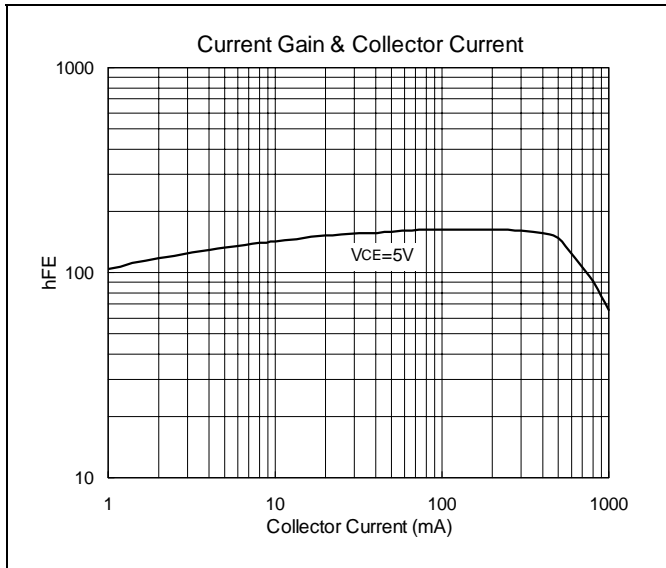
*Pulse Test : Pulse Width ≤380us, Duty Cycle≤2%

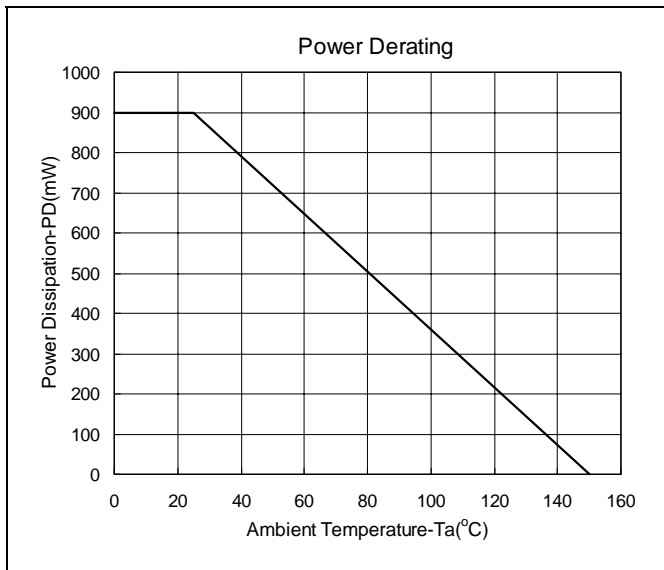
Classification of hFE

Rank	B	C
Range	60-120	100-200



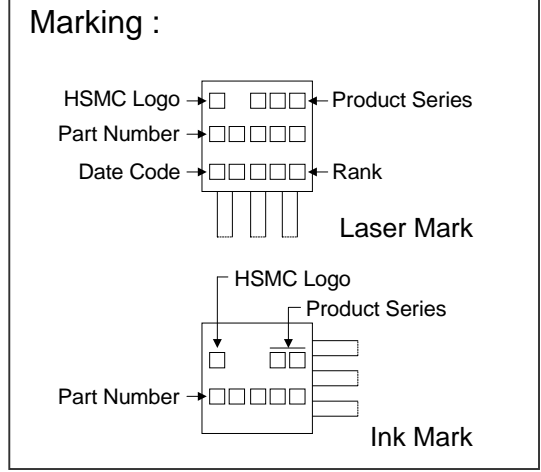
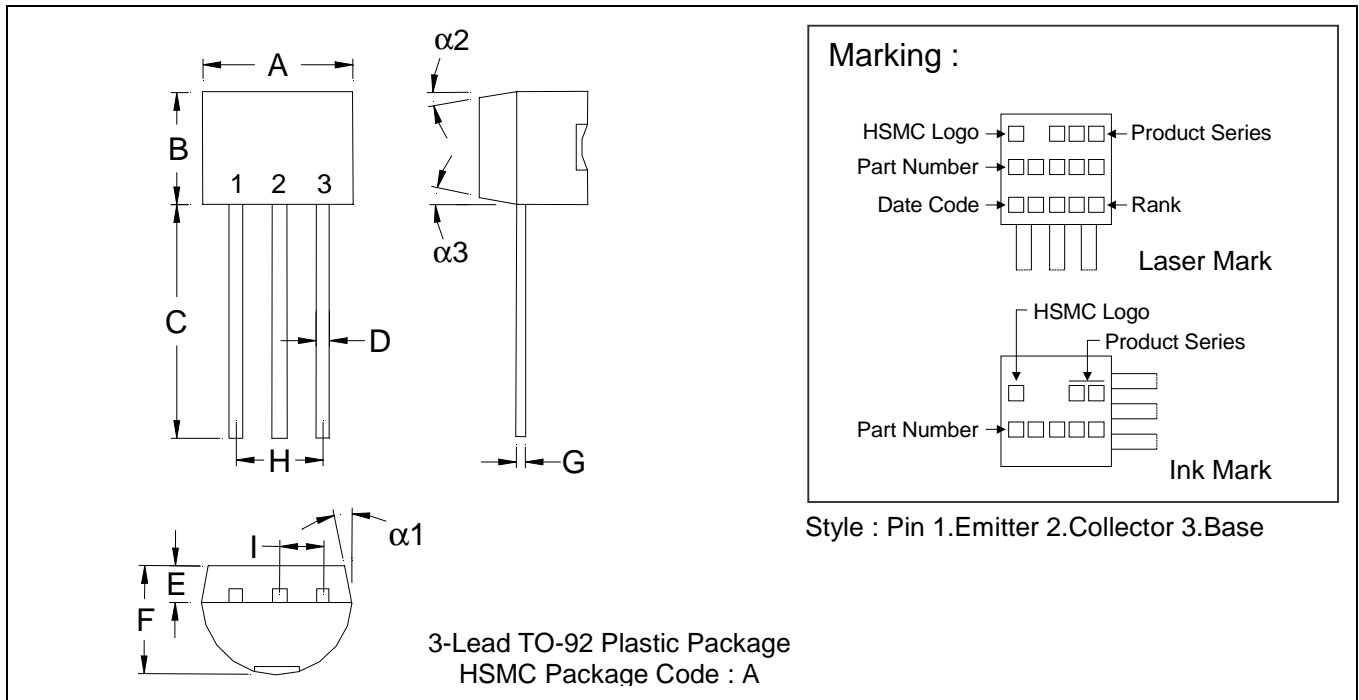
Characteristics Curve







TO-92 Dimension



Style : Pin 1. Emitter 2. Collector 3. Base

*:Typical

DIM	Inches		Millimeters		DIM	Inches		Millimeters	
	Min.	Max.	Min.	Max.		Min.	Max.	Min.	Max.
A	0.1704	0.1902	4.33	4.83	G	0.0142	0.0220	0.36	0.56
B	0.1704	0.1902	4.33	4.83	H	-	*0.1000	-	*2.54
C	0.5000	-	12.70	-	I	-	*0.0500	-	*1.27
D	0.0142	0.0220	0.36	0.56	α1	-	*5°	-	*5°
E	-	*0.0500	-	*1.27	α2	-	*2°	-	*2°
F	0.1323	0.1480	3.36	3.76	α3	-	*2°	-	*2°

Notes : 1.Dimension and tolerance based on our Spec. dated Apr. 25,1996.
 2.Controlling dimension : millimeters.
 3.Maximum lead thickness includes lead finish thickness, and minimum lead thickness is the minimum thickness of base material.
 4.If there is any question with packing specification or packing method, please contact your local HSMC sales office.

Material :

- Lead : 42 Alloy ; solder plating
- Mold Compound : Epoxy resin family, flammability solid burning class:UL94V-0

Important Notice:

- All rights are reserved. Reproduction in whole or in part is prohibited without the prior written approval of HSMC.
- HSMC reserves the right to make changes to its products without notice.
- **HSMC semiconductor products are not warranted to be suitable for use in Life-Support Applications, or systems.**
- HSMC assumes no liability for any consequence of customer product design, infringement of patents, or application assistance.

Head Office And Factory :

- **Head Office** (Hi-Sincerity Microelectronics Corp.) : 10F.,No. 61, Sec. 2, Chung-Shan N. Rd. Taipei Taiwan R.O.C.
 Tel : 886-2-25212056 Fax : 886-2-25632712, 25368454
- **Factory 1** : No. 38, Kuang Fu S. Rd., Fu-Kou Hsin-Chu Industrial Park Hsin-Chu Taiwan. R.O.C
 Tel : 886-3-5983621~5 Fax : 886-3-5982931
- **Factory 2** : No. 17-1, Ta-Tung Rd., Fu-Kou Hsin-Chu Industrial Park Hsin-Chu Taiwan. R.O.C
 Tel : 886-3-5977061 Fax : 886-3-5979220



LittleDiode supplies new, hard to find or obsolete electronic components and semiconductors all over the world.

With over two million different components listed you are sure to find the part you need.

Feel free to visit us today at our online store:

LittleDiode.com

Looking forward to providing you with the best possible service.