

# Zener diode

## Features

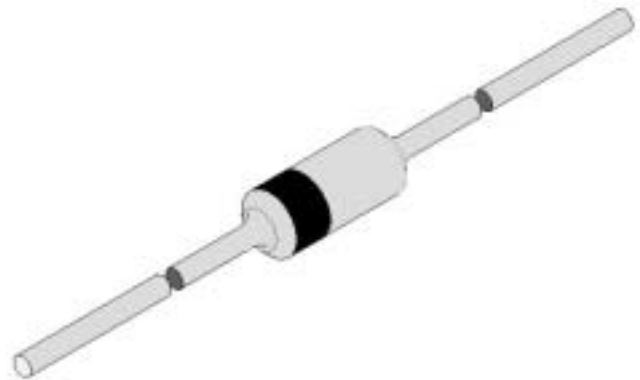
High reliability

## Applications

Voltage stabilization

## Construction

Silicon epitaxial planar



## Absolute Maximum Ratings

$T_j=25^\circ\text{C}$

Parameter	Test Conditions	Type	Symbol	Value	Unit
Power dissipation	$l=4\text{mm } T_L \leq 25^\circ\text{C}$		$P_V$	500	mW
Z-current			$I_Z$	$P_V/V_Z$	mA
Junction temperature			$T_j$	175	$^\circ\text{C}$
Storage temperature range			$T_{\text{stg}}$	-65~+175	$^\circ\text{C}$

## Maximum Thermal Resistance

$T_j=25^\circ\text{C}$

Parameter	Test Conditions	Symbol	Value	Unit
Junction ambient	$l=4\text{mm } T_j=\text{constant}$	$R_{\text{thJA}}$	350	K/W

## Electrical Characteristics

$T_j=25^\circ\text{C}$

Parameter	Test Conditions	Type	Symbol	Min	Typ	Max	Unit
Forward voltage	$I_F=200\text{mA}$		$V_F$			1.5	V

Type	$V_{Znom}$	$I_{ZT}$ for $V_{ZT}$ and $r_{zT}$			$r_{zIK}$ at $I_{ZK}$		$I_R$ and $I_R$ at $V_R$			$TK_{VZ}$
		V	mA	$V^{1)}$	$\Omega$	$\Omega$	mA	$\mu A$	$\mu A^{2)}$	
2V4	2.4	5	2.28~2.56	<85	<600	1	<50	<100	1	-0.09~-0.06
2V7	2.7	5	2.5~2.9	<85	<600	1	<10	<50	1	-0.09~-0.06
3V0	3.0	5	2.8~3.2	<85	<600	1	<4	<40	1	-0.08~-0.05
3V3	3.3	5	3.1~3.5	<85	<600	1	<2	<40	1	-0.08~-0.05
3V6	3.6	5	3.4~3.8	<85	<600	1	<2	<40	1	-0.08~-0.05
3V9	3.9	5	3.7~4.1	<85	<600	1	<2	<40	1	-0.08~-0.05
4V3	4.3	5	4.0~4.6	<75	<600	1	<1	<20	1	-0.06~-0.03
4V7	4.7	5	4.4~5.0	<60	<600	1	<0.5	<10	1	-0.05~+0.02
5V1	5.1	5	4.8~5.4	<35	<550	1	<0.1	<2	1	-0.02~+0.02
5V6	5.6	5	5.2~6.0	<25	<450	1	<0.1	<2	1	-0.05~+0.05
6V2	6.2	5	5.8~6.6	<10	<200	1	<0.1	<2	2	0.03~0.06
6V8	6.8	5	6.4~7.2	<8	<150	1	<0.1	<2	3	0.03~0.07
7V5	7.5	5	7.0~7.9	<7	<50	1	<0.1	<2	5	0.03~0.07
8V2	8.2	5	7.7~8.7	<7	<50	1	<0.1	<2	6.2	0.03~0.08
9V1	9.1	5	8.5~9.6	<10	<50	1	<0.1	<2	6.8	0.03~0.09
10	10	5	9.4~10.6	<15	<70	1	<0.1	<2	7.5	0.03~0.1
11	11	5	10.4~11.6	<20	<70	1	<0.1	<2	8.2	0.03~0.11
12	12	5	11.4~12.7	<20	<90	1	<0.1	<2	9.1	0.03~0.11
13	13	5	12.4~14.1	<26	<110	1	<0.1	<2	10	0.03~0.11
15	15	5	13.8~15.6	<30	<110	1	<0.1	<2	11	0.03~0.11
16	16	5	15.3~17.1	<40	<170	1	<0.1	<2	12	0.03~0.11
18	18	5	16.8~19.1	<50	<170	1	<0.1	<2	13	0.03~0.11
20	20	5	18.8~21.2	<55	<220	1	<0.1	<2	15	0.03~0.11
22	22	5	20.8~23.3	<55	<220	1	<0.1	<2	16	0.04~0.12
24	24	5	22.8~25.6	<80	<220	1	<0.1	<2	18	0.04~0.12
27	27	5	25.1~28.9	<80	<220	1	<0.1	<2	20	0.04~0.12
30	30	5	28~32	<80	<220	1	<0.1	<2	22	0.04~0.12
33	33	5	31~35	<80	<220	1	<0.1	<2	24	0.04~0.12
36	36	5	34~38	<80	<220	1	<0.1	<2	27	0.04~0.12
39	39	2.5	37~41	<90	<500	0.5	<0.1	<5	30	0.04~0.12
43	43	2.5	40~46	<90	<600	0.5	<0.1	<5	33	0.04~0.12
47	47	2.5	44~50	<110	<700	0.5	<0.1	<5	36	0.04~0.12
51	51	2.5	48~54	<125	<700	0.5	<0.1	<10	39	0.04~0.12
56	56	2.5	52~60	<135	<1000	0.5	<0.1	<10	43	0.04~0.12
62	62	2.5	58~66	<150	<1000	0.5	<0.1	<10	47	0.04~0.12
68	68	2.5	64~72	<200	<1000	0.5	<0.1	<10	51	0.04~0.12
75	75	2.5	70~79	<250	<1500	0.5	<0.1	<10	56	0.04~0.12

1) Tighter tolerances available request:

BZX55A...  $\pm 1\%$  of  $V_{Znom}$

BZX55B...  $\pm 2\%$  of  $V_{Znom}$

BZX55F...  $\pm 3\%$  of  $V_{Znom}$

BZX55C...  $\pm 5\%$  of  $V_{Znom}$

2) at  $T_j=150^\circ C$

Characteristics ( $T_j=25^\circ\text{C}$  unless otherwise specified)

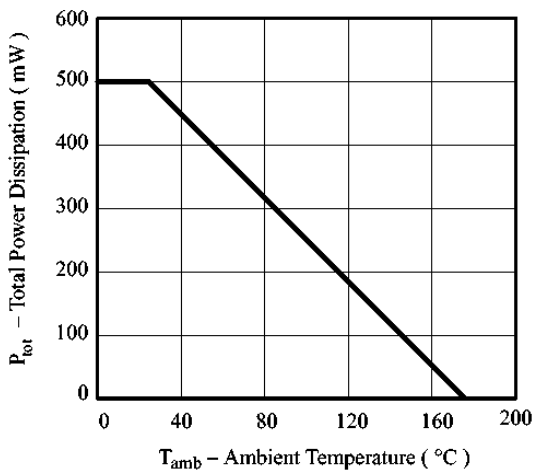


Figure 1. Total Power Dissipation vs. Ambient Temperature

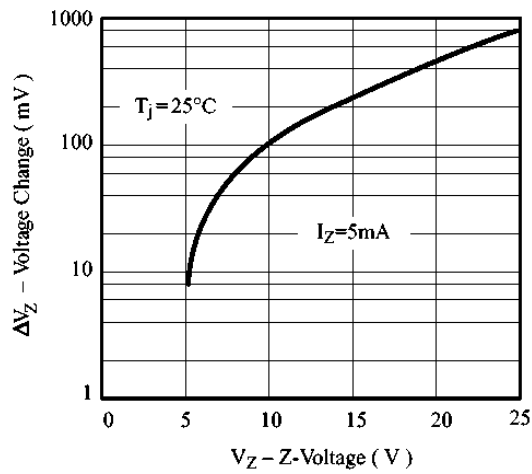


Figure 2. Typical Change of Working Voltage under Operating Conditions at  $T_{amb}=25^\circ\text{C}$

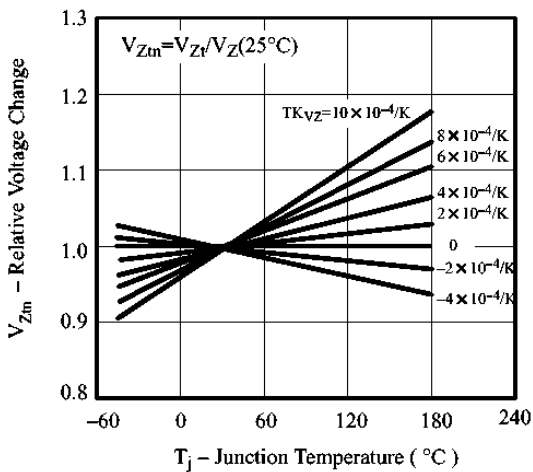


Figure 3. Typical Change of Working Voltage vs. Junction Temperature

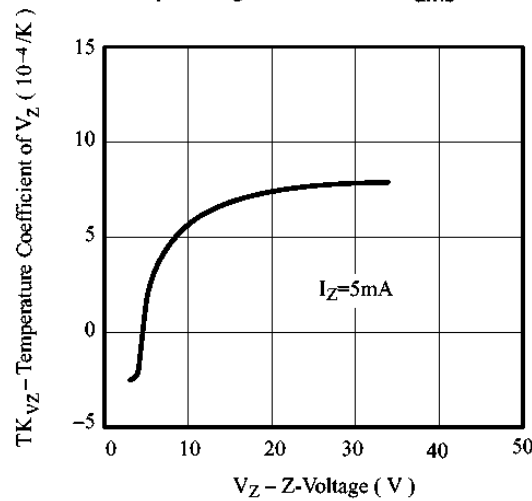


Figure 4. Temperature Coefficient of  $V_Z$  vs. Z-Voltage

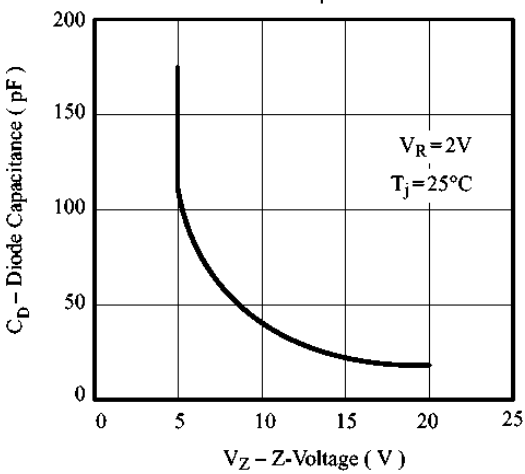


Figure 5. Diode Capacitance vs. Z-Voltage

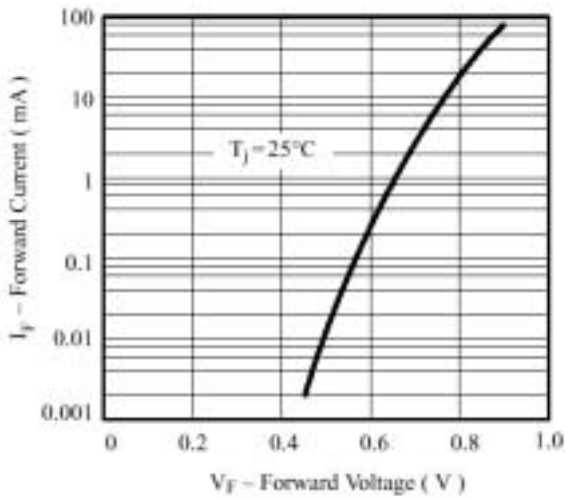


Figure 6. Forward Current vs. Forward Voltage

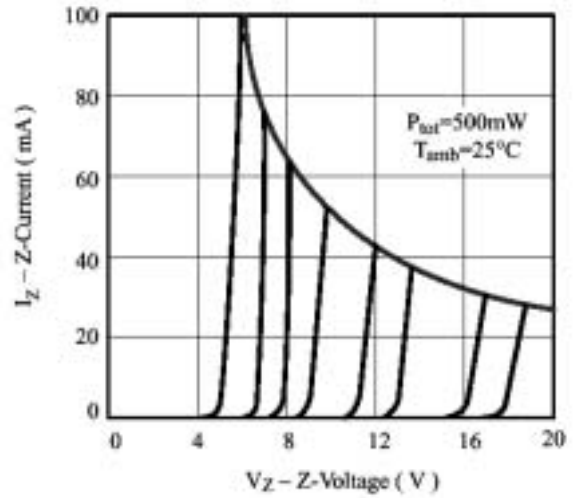


Figure 7. Z-Current vs. Z-Voltage

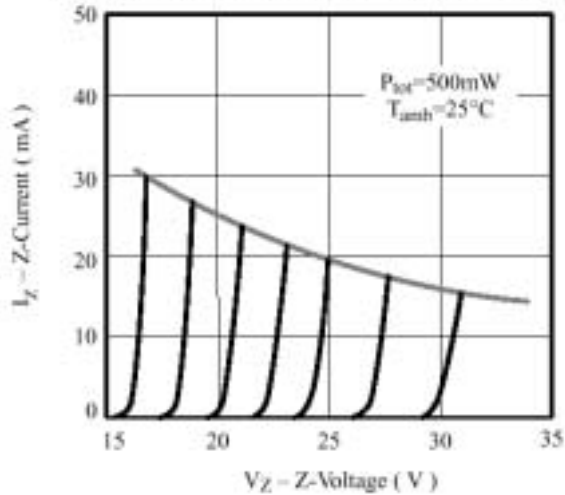


Figure 8. Z-Current vs. Z-Voltage

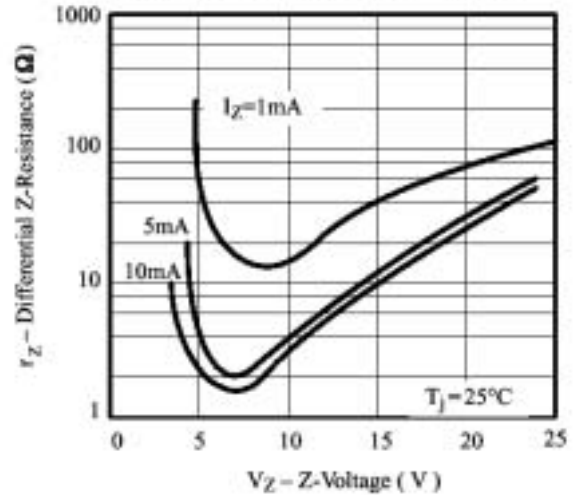


Figure 9. Differential Z-Resistance vs. Z-Voltage

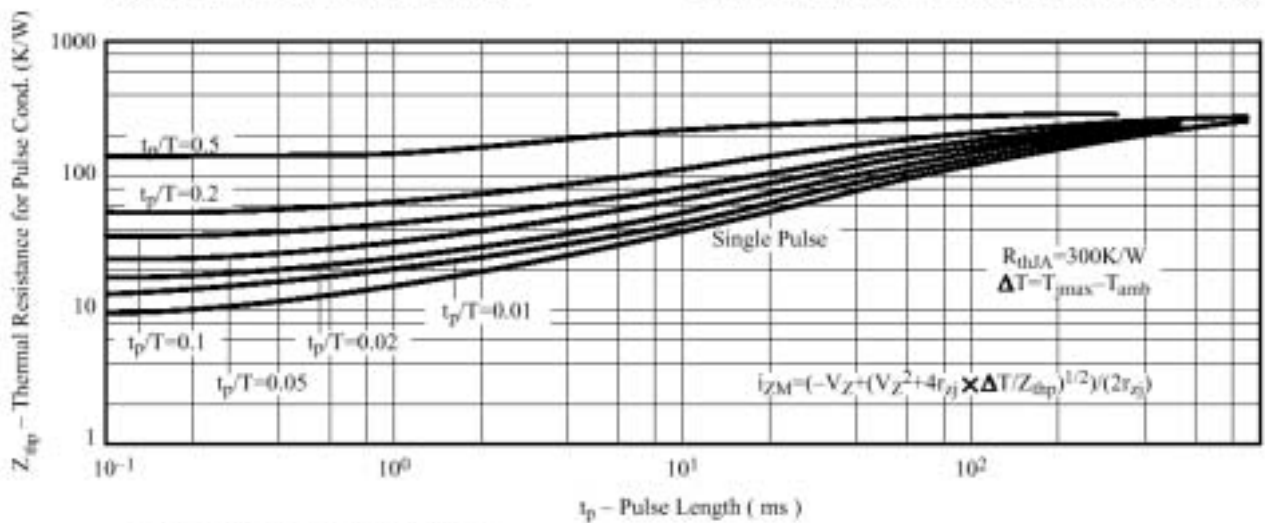
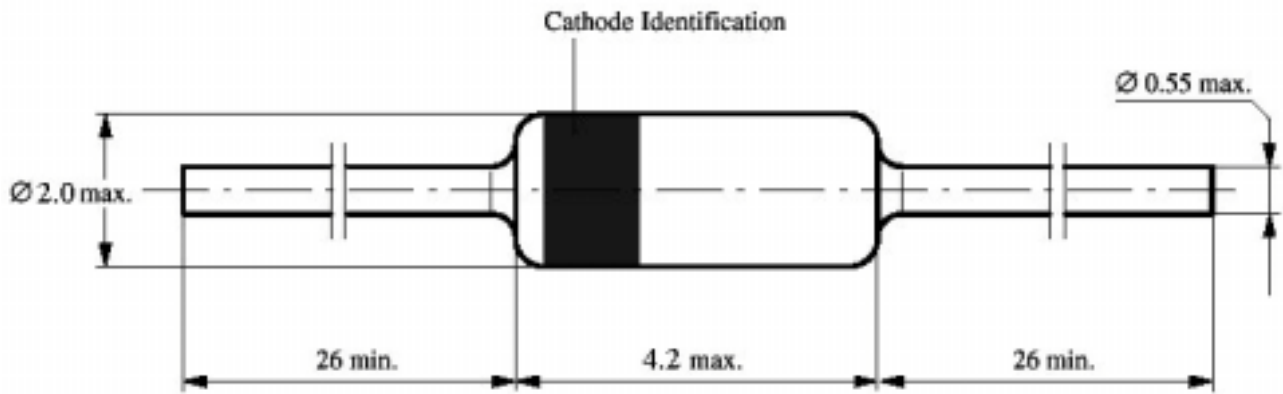


Figure 10. Thermal Response

Dimensions in mm



Standard Glass Case  
JEDEC DO 35



LittleDiode supplies new, hard to find or obsolete electronic components and semiconductors all over the world.

With over two million different components listed you are sure to find the part you need.

Feel free to visit us today at our online store:

[LittleDiode.com](http://LittleDiode.com)

Looking forward to providing you with the best possible service.