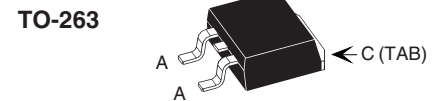
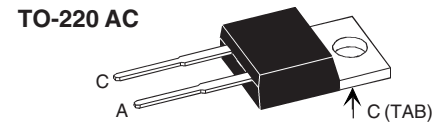
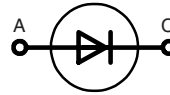


# HiPerFRED™ Epitaxial Diode with soft recovery

**$I_{FAV} = 30\text{ A}$**   
 **$V_{RRM} = 600\text{ V}$**   
 **$t_{rr} = 30/35\text{ ns}$**

$V_{RSM}$ V	$V_{RRM}$ V	Type
600	600	DSEP 29-06A
600	600	DSEP 29-06AS
600	600	DSEP 29-06B



A = Anode, C = Cathode, TAB = Cathode

Symbol	Conditions	Maximum Ratings	
$I_{FRMS}$		35	A
$I_{FAVM}$	rect., $d = 0.5$ ; $T_C$ (Version A, AS) = 135°C $T_C$ (Version B) = 125°C	30	A
		30	A
$I_{FSM}$	$T_{VJ} = 45^\circ\text{C}$ ; $t_p = 10\text{ ms}$ (50 Hz), sine; (Version A, AS) (Version B)	250	A
		200	A
$E_{AS}$	$T_{VJ} = 25^\circ\text{C}$ ; non-repetitive $I_{AS} = 1.3\text{ A}$ ; $L = 180\text{ }\mu\text{H}$	0.2	mJ
$I_{AR}$	$V_A = 1.5 \cdot V_R$ typ.; $f = 10\text{ kHz}$ ; repetitive	0.1	A
$T_{VJ}$		-55...+175	°C
$T_{VJM}$		175	°C
$T_{stg}$		-55...+150	°C
$P_{tot}$	$T_C = 25^\circ\text{C}$	165	W
$M_d$	mounting torque (Version A, B)	0.4...0.6	Nm
Weight	typical	2	g

## Features

- International standard package
- Planar passivated chips
- Very short recovery time
- Extremely low switching losses
- Low  $I_{FRM}$ -values
- Soft recovery behaviour
- Epoxy meets UL 94V-0

## Applications

- Antiparallel diode for high frequency switching devices
- Antisaturation diode
- Snubber diode
- Free wheeling diode in converters and motor control circuits
- Rectifiers in switch mode power supplies (SMPS)
- Inductive heating
- Uninterruptible power supplies (UPS)
- Ultrasonic cleaners and welders

## Advantages

- Avalanche voltage rated for reliable operation
- Soft reverse recovery for low EMI/RFI
- Low  $I_{FRM}$  reduces:
  - Power dissipation within the diode
  - Turn-on loss in the commutating switch

Dimensions see Outlines.pdf

Symbol	Conditions	Characteristic max. Values		
		Version A	Version B	
$I_R$ ①	$T_{VJ} = 25^\circ\text{C}$ ; $V_R = V_{RRM}$ $T_{VJ} = 150^\circ\text{C}$ ; $V_R = V_{RRM}$	250	250	$\mu\text{A}$
		1	2	mA
$V_F$ ②	$I_F = 30\text{ A}$ ; $T_{VJ} = 150^\circ\text{C}$ $T_{VJ} = 25^\circ\text{C}$	1.26	1.58	V
		1.61	2.52	V
$R_{thJC}$		0.9	0.9	K/W
$R_{thCH}$	typ.	0.5	0.5	K/W
$t_{rr}$ typ.	$I_F = 1\text{ A}$ ; $-di/dt = 200\text{ A}/\mu\text{s}$ ; $V_R = 30\text{ V}$ ; $T_{VJ} = 25^\circ\text{C}$	35	30	ns
$I_{RM}$ typ.	$V_R = 100\text{ V}$ ; $I_F = 50\text{ A}$ ; $-di_F/dt = 100\text{ A}/\mu\text{s}$ ; $T_{VJ} = 100^\circ\text{C}$	6	4	A

Pulse test: ① Pulse Width = 5 ms, Duty Cycle < 2.0 %

② Pulse Width = 300  $\mu\text{s}$ , Duty Cycle < 2.0 %

Data according to IEC 60747 and per diode unless otherwise specified.

IXYS reserves the right to change limits, test conditions and dimensions.

© 2004 IXYS All rights reserved

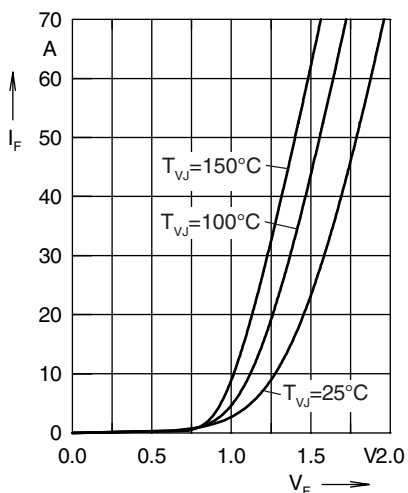


Fig. 1 Forward current  $I_F$  versus  $V_F$

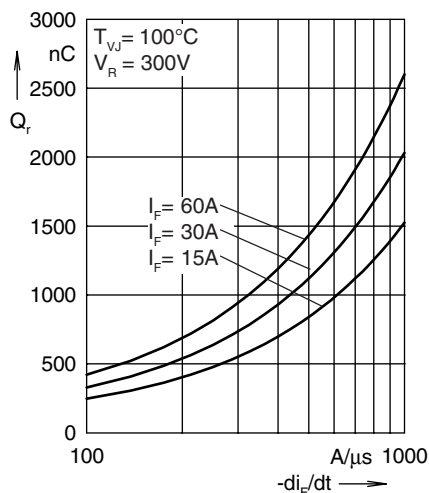


Fig. 2 Reverse recovery charge  $Q_r$  versus  $-di_F/dt$

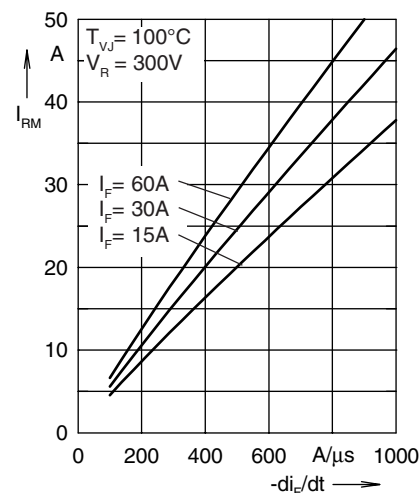


Fig. 3 Peak reverse current  $I_{RM}$  versus  $-di_F/dt$

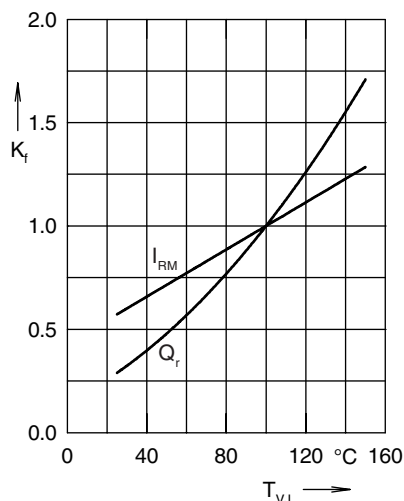


Fig. 4 Dynamic parameters  $Q_r$ ,  $I_{RM}$  versus  $T_{VJ}$

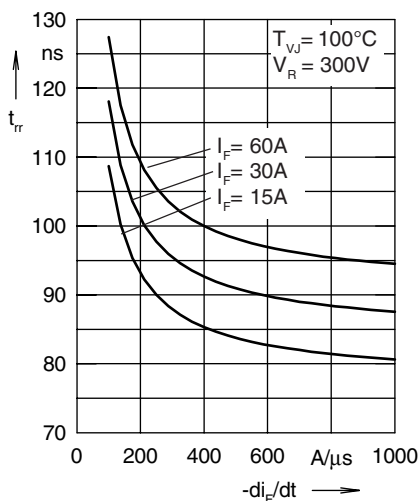


Fig. 5 Recovery time  $t_{rr}$  versus  $-di_F/dt$

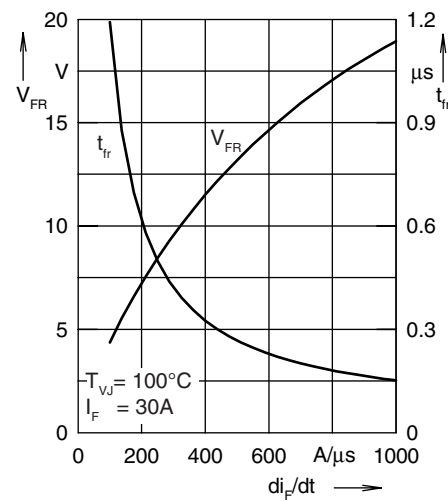


Fig. 6 Peak forward voltage  $V_{FR}$  and  $t_{fr}$  versus  $di_F/dt$

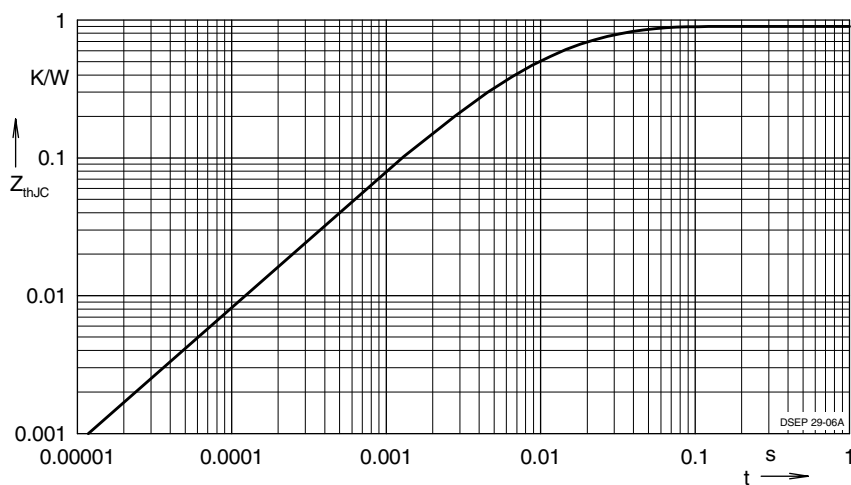


Fig. 7 Transient thermal resistance junction to case

Constants for  $Z_{thJC}$  calculation:

i	$R_{thi}$ (K/W)	$t_i$ (s)
1	0.502	0.0052
2	0.193	0.0003
3	0.205	0.0162

NOTE: Fig. 2 to Fig. 6 shows typical values

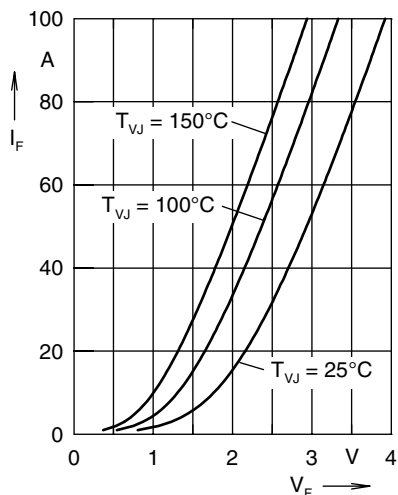


Fig. 1 Forward current  $I_F$  versus  $V_F$

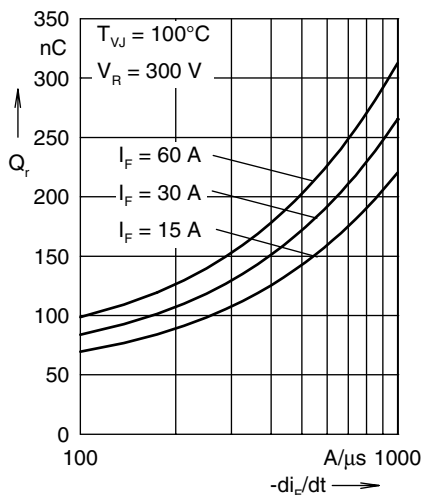


Fig. 2 Reverse recovery charge  $Q_r$  versus  $-di_F/dt$

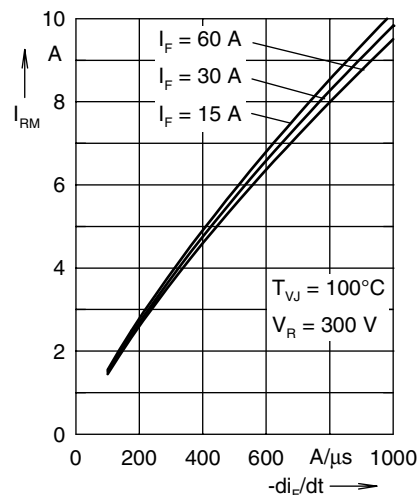


Fig. 3 Peak reverse current  $I_{RM}$  versus  $-di_F/dt$

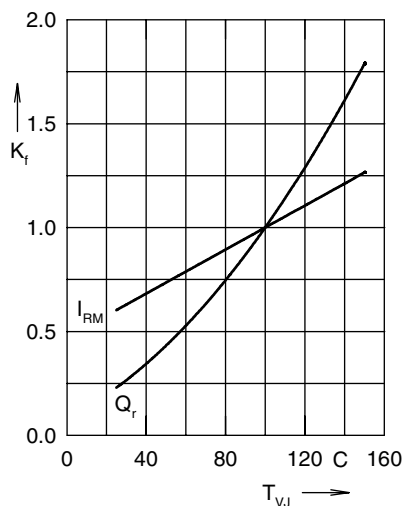


Fig. 4 Dynamic parameters  $Q_r$ ,  $I_{RM}$  versus  $T_{VJ}$

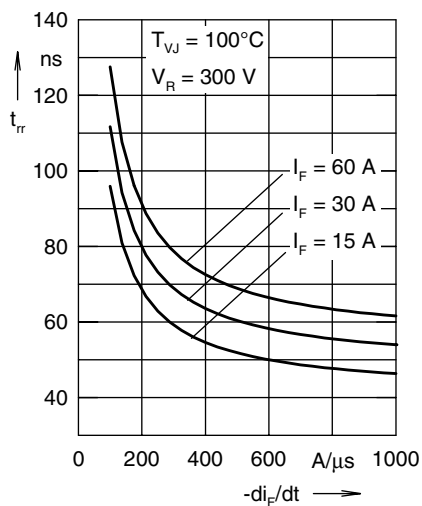


Fig. 5 Recovery time  $t_{rr}$  versus  $-di_F/dt$

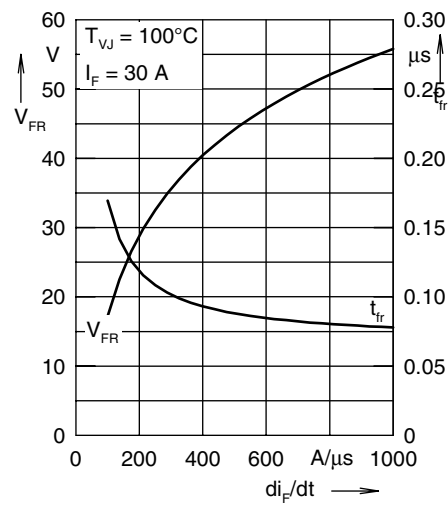


Fig. 6 Peak forward voltage  $V_{FR}$  and  $t_{rr}$  versus  $di_F/dt$

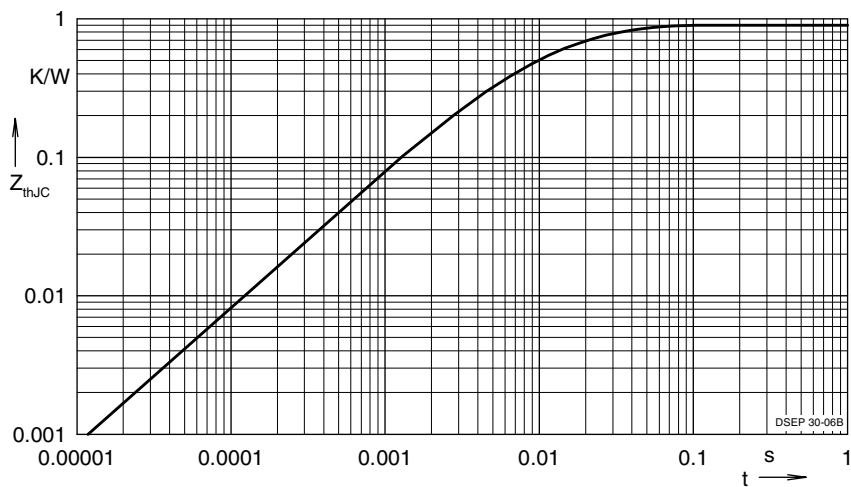


Fig. 7 Transient thermal resistance junction to case

Constants for  $Z_{thjC}$  calculation:

i	$R_{thi}$ (K/W)	$t_i$ (s)
1	0.502	0.0052
2	0.193	0.0003
3	0.205	0.0162

NOTE: Fig. 2 to Fig. 6 shows typical values



LittleDiode supplies new, hard to find or obsolete electronic components and semiconductors all over the world.

With over two million different components listed you are sure to find the part you need.

Feel free to visit us today at our online store:

**[LittleDiode.com](http://LittleDiode.com)**

Looking forward to providing you with the best possible service.