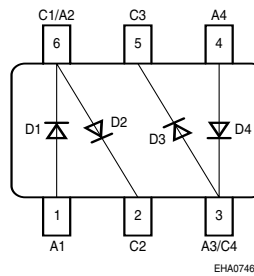
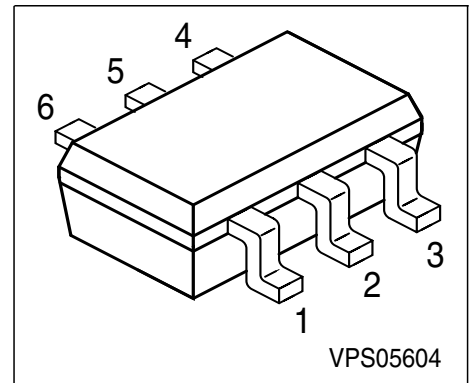


Silicon Schottky Diode Array

- General-purpose diode for high-speed switching
- Circuit protection
- Voltage clamping
- High-level detecting and mixing



ESD: Electrostatic discharge sensitive device, observe handling precautions!

Type	Marking	Pin Configuration					Package	
BAS 70-04S	74s	1=A1	2=C2	3=A3/C4	4=A4	5=C3	6=C1/A2	SOT-363

Maximum Ratings

Parameter	Symbol	Value	Unit
Diode reverse voltage	V_R	70	V
Forward current	I_F	70	mA
Surge forward current ($t < 10\text{ms}$)	I_{FSM}	100	
Total power dissipation, $T_S \leq 97^\circ\text{C}$	P_{tot}	250	mW
Junction temperature	T_j	150	$^\circ\text{C}$
Operating temperature range	T_{op}	-55 ... 150	
Storage temperature	T_{stg}	-55 ... 150	

Thermal Resistance

Junction - ambient ¹⁾	R_{thJA}	≤ 445	K/W
Junction - soldering point	R_{thJS}	≤ 210	

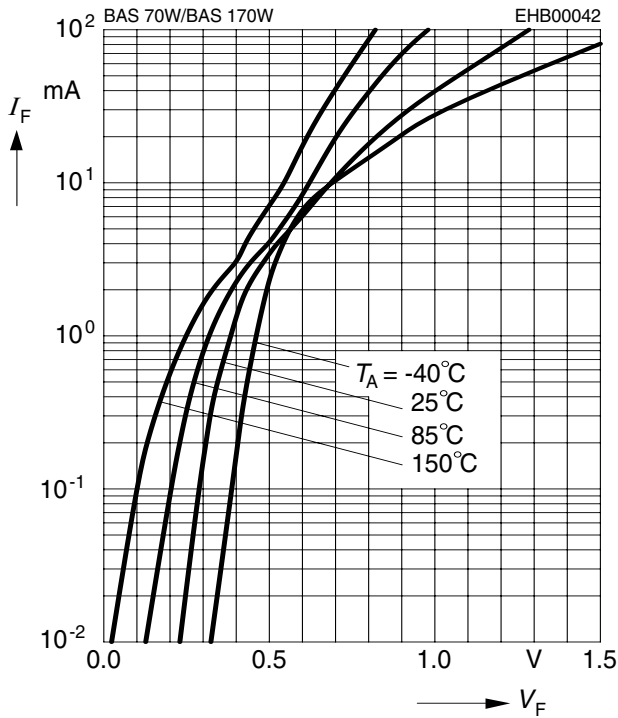
1) Package mounted on epoxy pcb 40mm x 40mm x 1.5mm / 0.5cm² Cu

Electrical Characteristics at $T_A = 25^\circ\text{C}$, unless otherwise specified

Parameter	Symbol	Values			Unit
		min.	typ.	max.	
DC characteristics					
Breakdown voltage $I_{(BR)} = 10 \mu\text{A}$	$V_{(BR)}$	70	-	-	V
Reverse current $V_R = 50 \text{ V}$ $V_R = 70 \text{ V}$	I_R	- -	- -	0.1 10	μA
Forward voltage $I_F = 1 \text{ mA}$ $I_F = 10 \text{ mA}$ $I_F = 15 \text{ mA}$	V_F	300 600 750	375 705 880	410 750 1000	mV
AC characteristics					
Diode capacitance $V_R = 0 \text{ V}, f = 1 \text{ MHz}$	C_T	-	1.6	2	pF
Charge carrier life time $I_F = 25 \text{ mA}$	τ	-	-	100	ps
Forward resistance $I_F = 10 \text{ mA}, f = 10 \text{ kHz}$	R_F	-	30	-	Ω

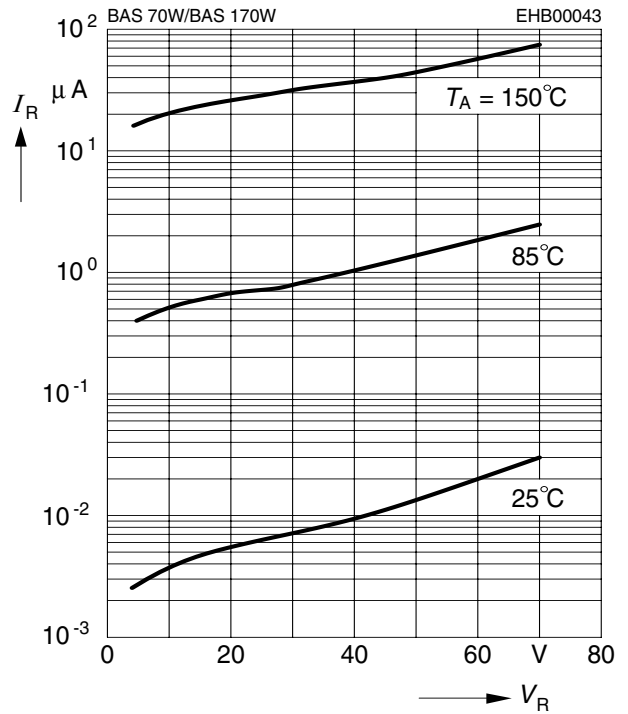
Forward current $I_F = f(V_F)$

$T_A =$ Parameter



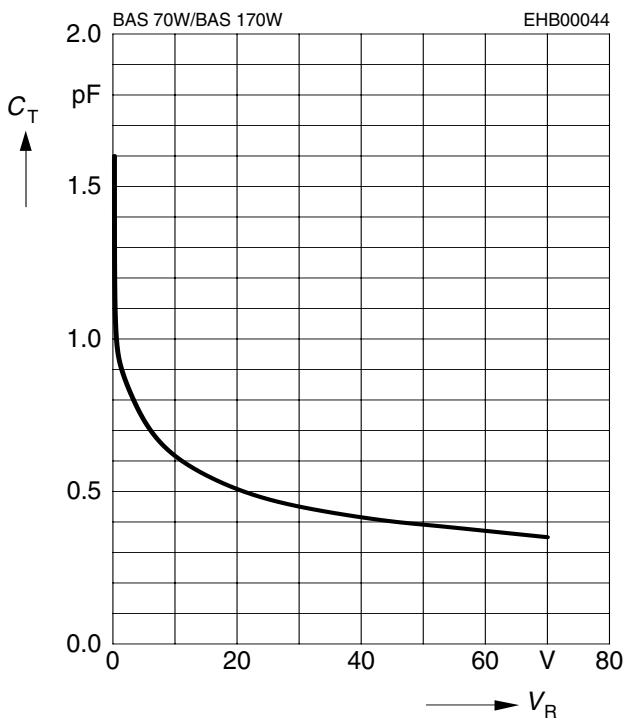
Reverse current $I_R = f(V_R)$

$T_A =$ Parameter



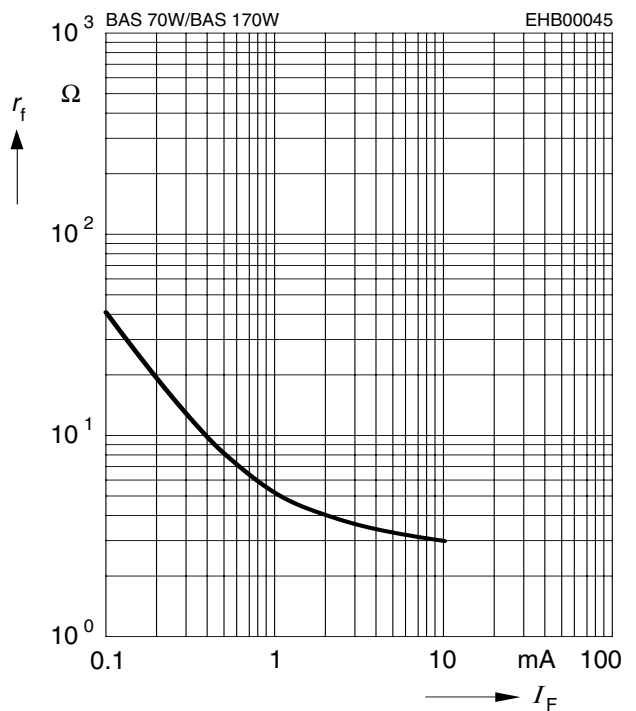
Diode capacitance $C_T = f(V_R)$

$f = 1\text{MHz}$



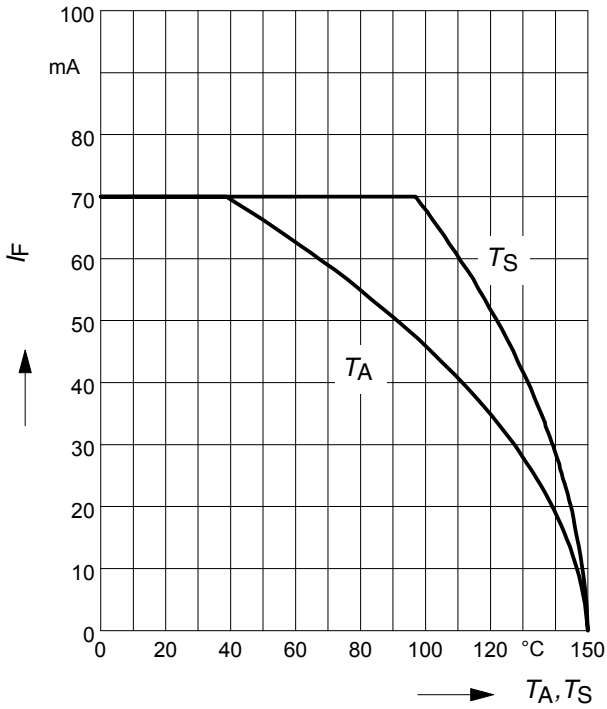
Differential forward resistance $r_f = f(I_F)$

$f = 10\text{kHz}$

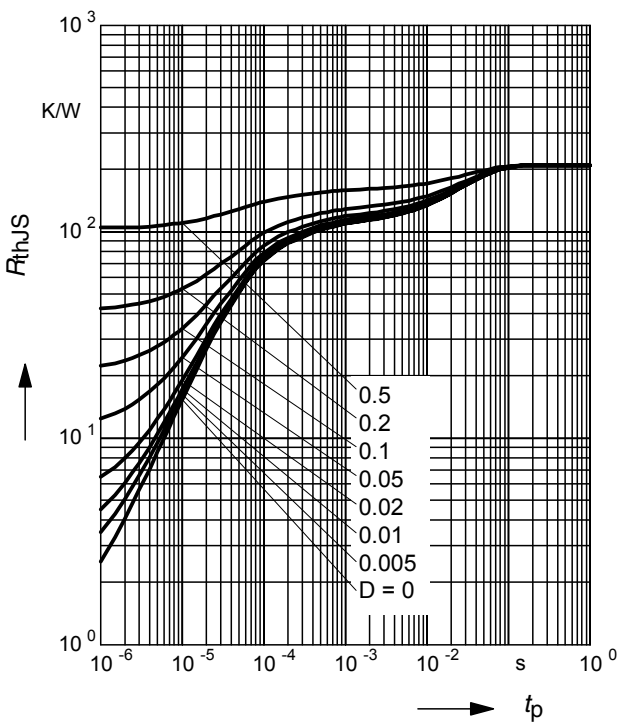


Forward current $I_F = f(T_A^*; T_S)$

* Package mounted on epoxy

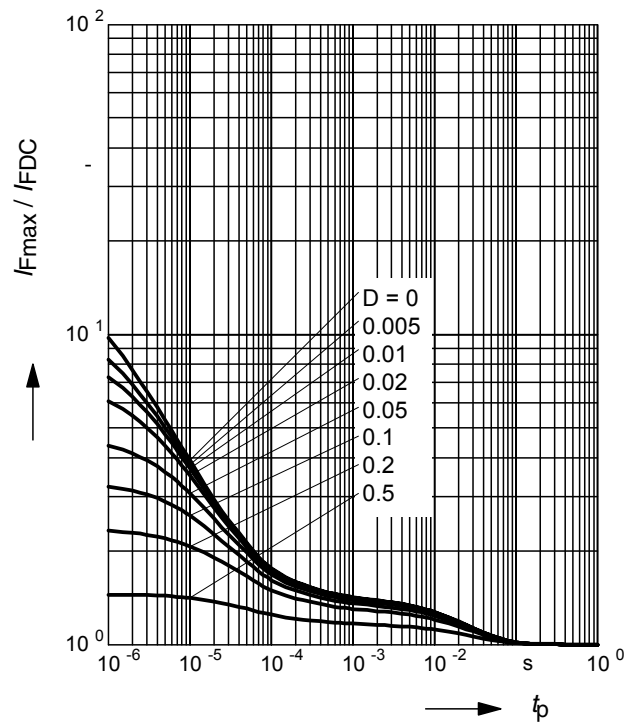


Permissible Pulse Load $R_{thJS} = f(t_p)$



Permissible Pulse Load

$I_{Fmax} / I_{FDC} = f(t_p)$





LittleDiode supplies new, hard to find or obsolete electronic components and semiconductors all over the world.

With over two million different components listed you are sure to find the part you need.

Feel free to visit us today at our online store:

LittleDiode.com

Looking forward to providing you with the best possible service.