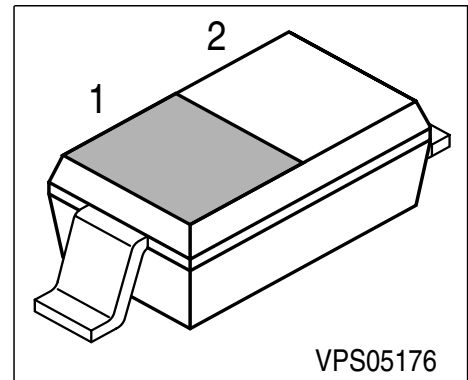


Silicon PIN Diode

- PIN diode for high speed switching of RF signals
- Low forward resistance
- Very low capacitance
- For frequencies up to 3 GHz



Type	Marking	Pin Configuration		Package
BAR 63-03W	G	1 = C	2 = A	SOD-323

Maximum Ratings

Parameter	Symbol	Value	Unit
Diode reverse voltage	V_R	50	V
Forward current	I_F	100	mA
Total power dissipation, $T_S \leq 115^\circ\text{C}$	P_{tot}	250	mW
Operating temperature range	T_{op}	-55 ... 150	°C
Storage temperature	T_{stg}	-55 ... 150	

Thermal Resistance

Junction - ambient ¹⁾	R_{thJA}	≤ 235	K/W
Junction - soldering point	R_{thJS}	≤ 155	

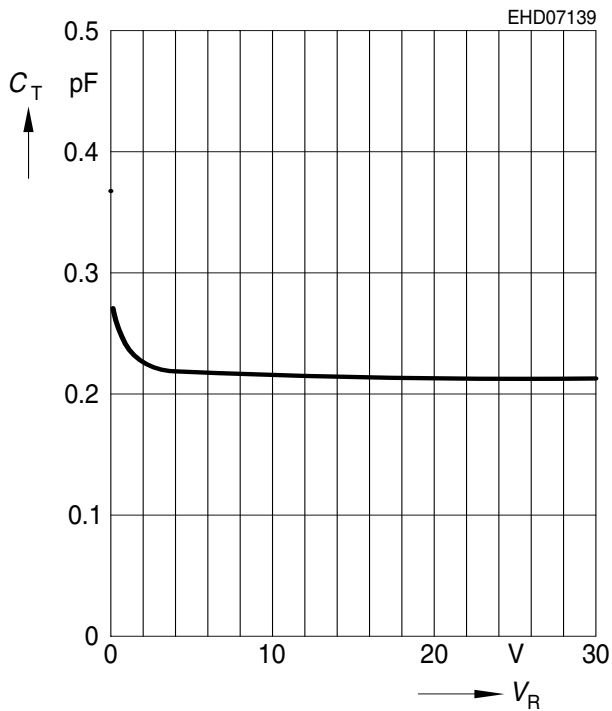
1) Package mounted on alumina 15mm x 16.7mm x 0.7mm

Electrical Characteristics at $T_A = 25^\circ\text{C}$, unless otherwise specified.

Parameter	Symbol	Values			Unit
		min.	typ.	max.	
DC characteristics					
Breakdown voltage $I_{(BR)} = 5 \mu\text{A}$	$V_{(BR)}$	50	-	-	V
Reverse current $V_R = 20 \text{ V}$	I_R	-	-	50	nA
Forward voltage $I_F = 100 \text{ mA}$	V_F	-	0.95	1.2	V
AC characteristics					
Diode capacitance $V_R = 0 \text{ V}, f = 100 \text{ MHz}$ $V_R = 5 \text{ V}, f = 1 \text{ MHz}$	C_T	- -	0.3 0.21	- 0.3	pF
Forward resistance $I_F = 5 \text{ mA}, f = 100 \text{ MHz}$ $I_F = 10 \text{ mA}, f = 100 \text{ MHz}$	r_f	- -	1.2 1	2 -	Ω
Charge carrier life time $I_F = 10 \text{ mA}, I_R = 6 \text{ mA}, I_R = 3 \text{ mA}$	τ_{rr}	-	75	-	ns
Series inductance	L_S	-	2	-	nH

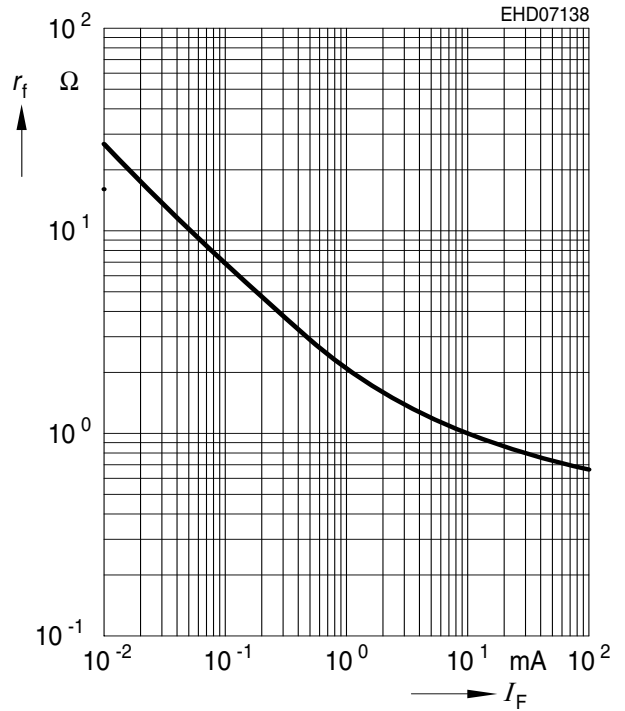
Diode capacitance $C_T = f(V_R)$

$f = 1\text{MHz}$



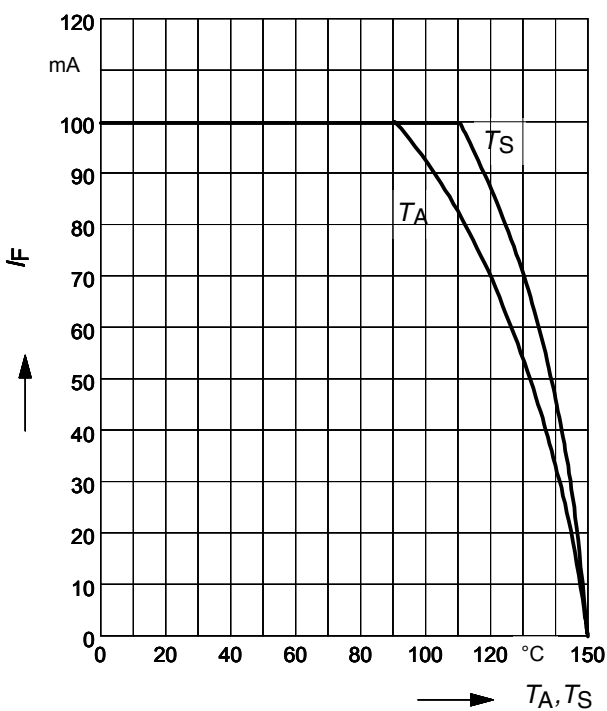
Forward resistance $r_f = f(I_F)$

$f = 100\text{MHz}$

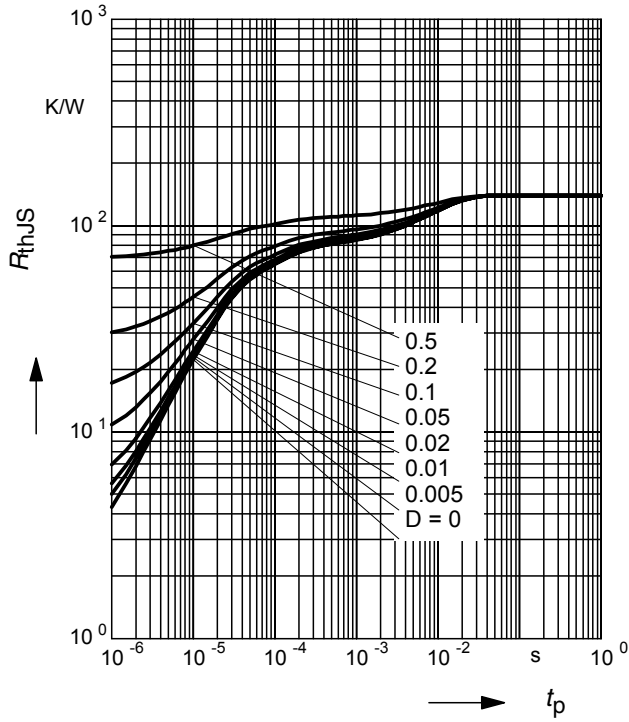


Forward current $I_F = f(T_A^*; T_S)$

* mounted on alumina

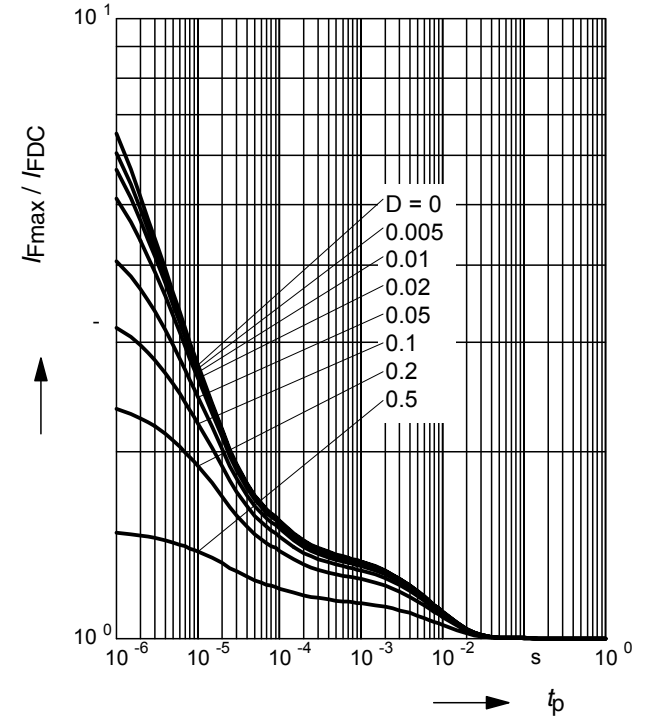


Permissible Pulse Load $R_{thJS} = f(t_p)$



Permissible Pulse Load

$I_{Fmax} / I_{FDC} = f(t_p)$





LittleDiode supplies new, hard to find or obsolete electronic components and semiconductors all over the world.

With over two million different components listed you are sure to find the part you need.

Feel free to visit us today at our online store:

LittleDiode.com

Looking forward to providing you with the best possible service.