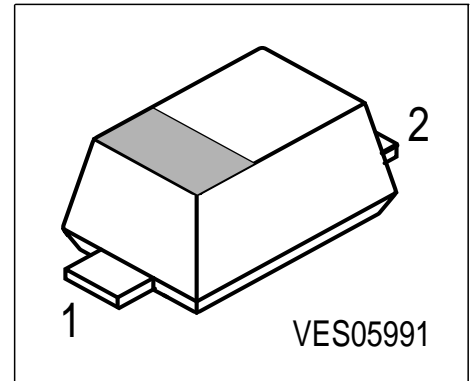


**Silicon Schottky Diode**

- General-purpose diode for high-speed switching
- Circuit protection
- Voltage clamping
- High-level detection and mixing



Type	Marking	Pin Configuration			Package
BAS70-02W	f	1 = C	2 = A	-	SCD80

**Maximum Ratings**

Parameter	Symbol	Value	Unit
Diode reverse voltage	$V_R$	70	V
Forward current	$I_F$	70	mA
Surge forward current, $t \leq 10$ ms	$I_{FSM}$	100	
Total power dissipation $T_S \leq 107^\circ\text{C}$	$P_{tot}$	250	mW
Junction temperature	$T_j$	150	$^\circ\text{C}$
Operating temperature range	$T_{op}$	-55 ... 125	
Storage temperature	$T_{stg}$	-55 ... 150	

**Thermal Resistance**

Parameter	Symbol	Value	Unit
Junction - soldering point <sup>1)</sup>	$R_{thJS}$	$\leq 170$	K/W

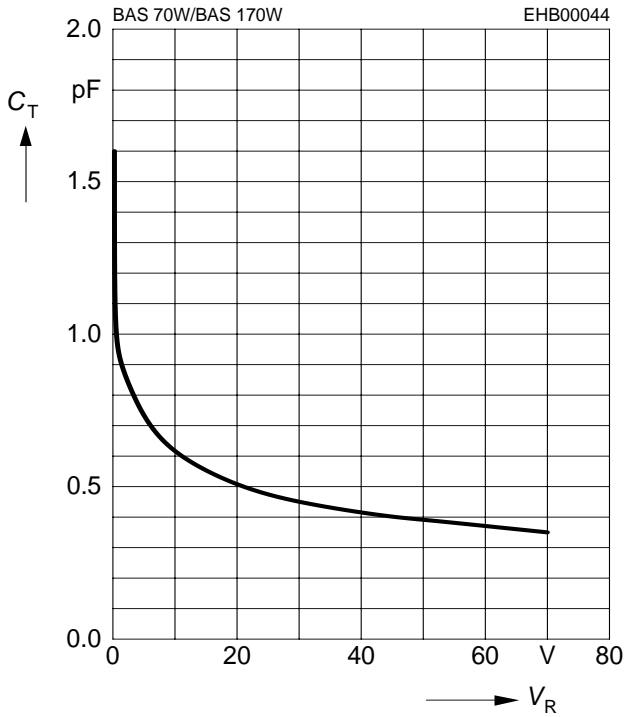
<sup>1)</sup>For calculation of  $R_{thJA}$  please refer to Application Note Thermal Resistance

**Electrical Characteristics** at  $T_A = 25^\circ\text{C}$ , unless otherwise specified

Parameter	Symbol	Values			Unit
		min.	typ.	max.	
<b>DC Characteristics</b>					
Breakdown voltage $I_{(BR)} = 10 \mu\text{A}$	$V_{(BR)}$	70	-	-	V
Reverse current $V_R = 50 \text{ V}$ $V_R = 70 \text{ V}$	$I_R$	- -	- -	0.1 10	$\mu\text{A}$
Forward voltage $I_F = 1 \text{ mA}$ $I_F = 10 \text{ mA}$ $I_F = 15 \text{ mA}$	$V_F$	300 600 750	375 705 880	410 750 1000	mV
<b>AC Characteristics</b>					
Diode capacitance- $V_R = 0 \text{ V}, f = 1 \text{ MHz}$	$C_T$	-	1.5	2	pF
Differential forward resistance $I_F = 5 \text{ mA}, f = 10 \text{ kHz}$	$R_F$	-	34	-	$\Omega$
Charge carrier life time $I_F = 25 \text{ mA}$	$\tau_{rr}$	-	-	100	ps
Series inductance	$L_S$	-	0.8	-	nH

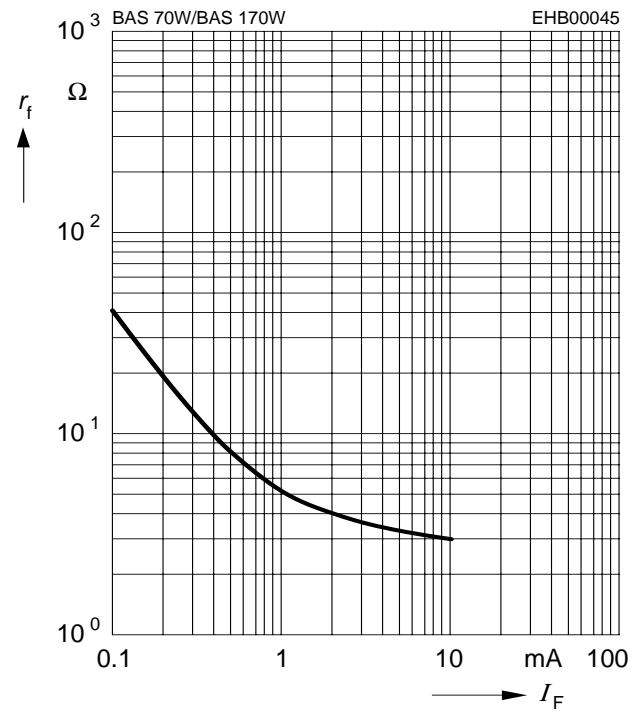
**Diode capacitance  $C_T = f(V_R)$**

$f = 1\text{MHz}$



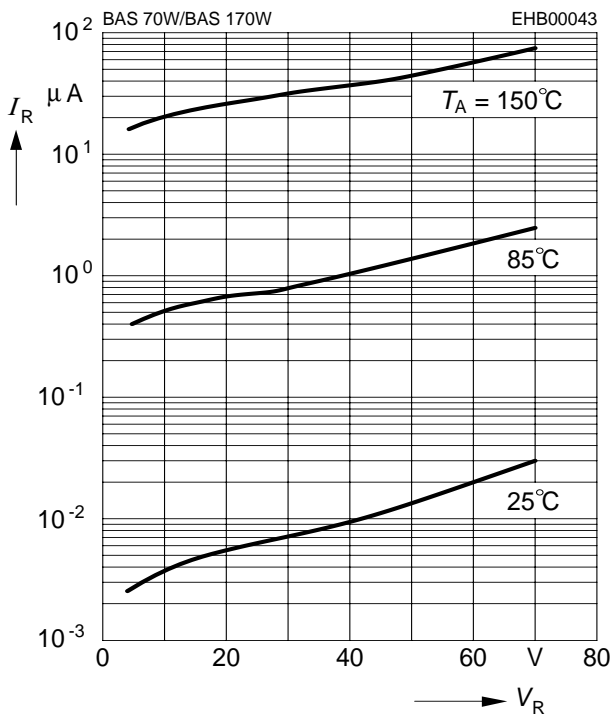
**Differential forward resistance  $r_f = f(I_F)$**

$f = 10\text{kHz}$

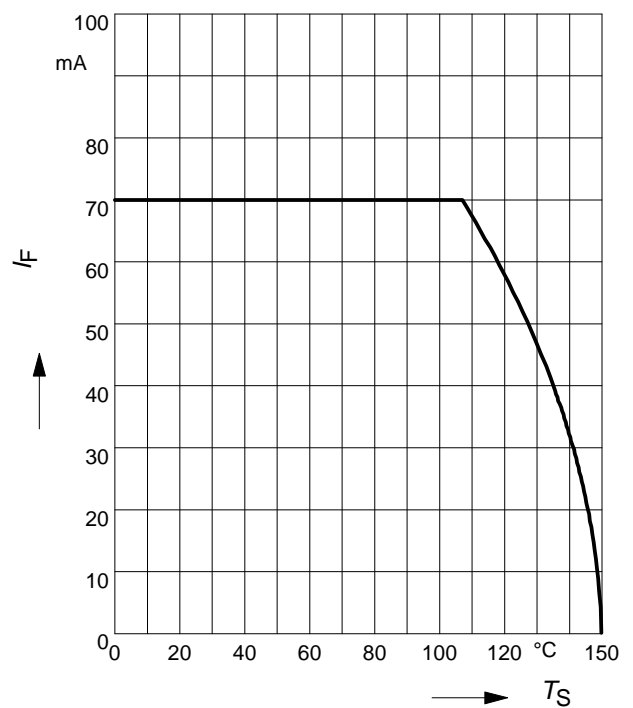


**Reverse current  $I_R = f(V_R)$**

$T_A = \text{Parameter}$

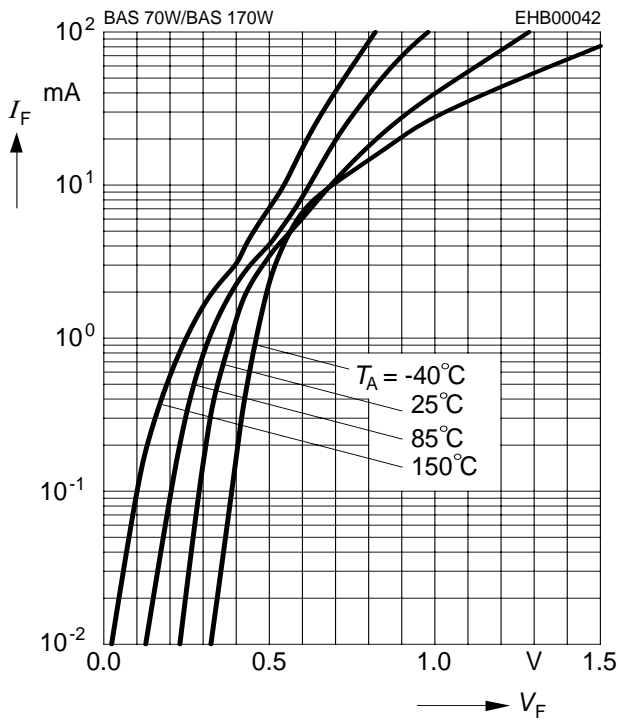


**Forward current  $I_F = f(T_S)$**



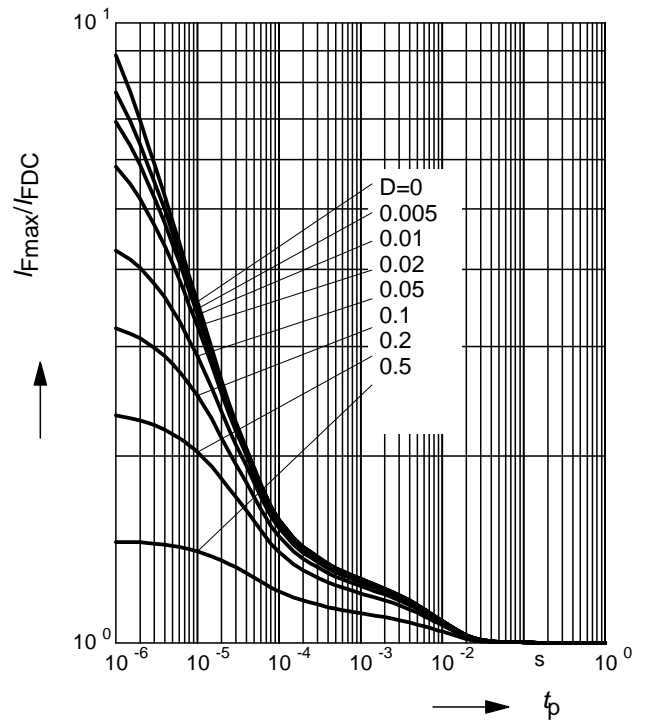
**Forward current  $I_F = f(V_F)$**

$T_A = 25\text{ }^\circ\text{C}$

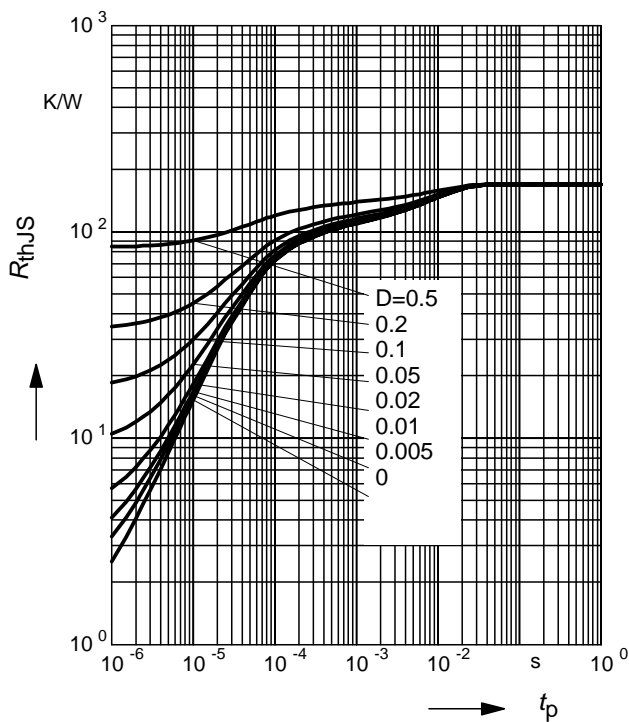


**Permissible Pulse Load**

$I_{Fmax} / I_{FDC} = f(t_p)$



**Permissible Puls Load  $R_{thJS} = f(t_p)$**





LittleDiode supplies new, hard to find or obsolete electronic components and semiconductors all over the world.

With over two million different components listed you are sure to find the part you need.

Feel free to visit us today at our online store:

[LittleDiode.com](http://LittleDiode.com)

Looking forward to providing you with the best possible service.