

To all our customers

Regarding the change of names mentioned in the document, such as Hitachi Electric and Hitachi XX, to Renesas Technology Corp.

The semiconductor operations of Mitsubishi Electric and Hitachi were transferred to Renesas Technology Corporation on April 1st 2003. These operations include microcomputer, logic, analog and discrete devices, and memory chips other than DRAMs (flash memory, SRAMs etc.) Accordingly, although Hitachi, Hitachi, Ltd., Hitachi Semiconductors, and other Hitachi brand names are mentioned in the document, these names have in fact all been changed to Renesas Technology Corp. Thank you for your understanding. Except for our corporate trademark, logo and corporate statement, no changes whatsoever have been made to the contents of the document, and these changes do not constitute any alteration to the contents of the document itself.

Renesas Technology Home Page: <http://www.renesas.com>

Renesas Technology Corp.
Customer Support Dept.
April 1, 2003

Cautions

Keep safety first in your circuit designs!

1. Renesas Technology Corporation puts the maximum effort into making semiconductor products better and more reliable, but there is always the possibility that trouble may occur with them. Trouble with semiconductors may lead to personal injury, fire or property damage.

Remember to give due consideration to safety when making your circuit designs, with appropriate measures such as (i) placement of substitutive, auxiliary circuits, (ii) use of nonflammable material or (iii) prevention against any malfunction or mishap.

Notes regarding these materials

1. These materials are intended as a reference to assist our customers in the selection of the Renesas Technology Corporation product best suited to the customer's application; they do not convey any license under any intellectual property rights, or any other rights, belonging to Renesas Technology Corporation or a third party.
2. Renesas Technology Corporation assumes no responsibility for any damage, or infringement of any third-party's rights, originating in the use of any product data, diagrams, charts, programs, algorithms, or circuit application examples contained in these materials.
3. All information contained in these materials, including product data, diagrams, charts, programs and algorithms represents information on products at the time of publication of these materials, and are subject to change by Renesas Technology Corporation without notice due to product improvements or other reasons. It is therefore recommended that customers contact Renesas Technology Corporation or an authorized Renesas Technology Corporation product distributor for the latest product information before purchasing a product listed herein.
The information described here may contain technical inaccuracies or typographical errors. Renesas Technology Corporation assumes no responsibility for any damage, liability, or other loss rising from these inaccuracies or errors.
Please also pay attention to information published by Renesas Technology Corporation by various means, including the Renesas Technology Corporation Semiconductor home page (<http://www.renesas.com>).
4. When using any or all of the information contained in these materials, including product data, diagrams, charts, programs, and algorithms, please be sure to evaluate all information as a total system before making a final decision on the applicability of the information and products. Renesas Technology Corporation assumes no responsibility for any damage, liability or other loss resulting from the information contained herein.
5. Renesas Technology Corporation semiconductors are not designed or manufactured for use in a device or system that is used under circumstances in which human life is potentially at stake. Please contact Renesas Technology Corporation or an authorized Renesas Technology Corporation product distributor when considering the use of a product contained herein for any specific purposes, such as apparatus or systems for transportation, vehicular, medical, aerospace, nuclear, or undersea repeater use.
6. The prior written approval of Renesas Technology Corporation is necessary to reprint or reproduce in whole or in part these materials.
7. If these products or technologies are subject to the Japanese export control restrictions, they must be exported under a license from the Japanese government and cannot be imported into a country other than the approved destination.
Any diversion or reexport contrary to the export control laws and regulations of Japan and/or the country of destination is prohibited.
8. Please contact Renesas Technology Corporation for further details on these materials or the products contained therein.

HZC Series

Silicon Epitaxial Planar Zener Diode for Surge Absorb



ADE-208-1436A (Z)

Rev.1
Jan. 2002

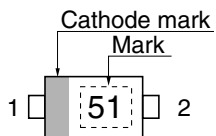
Features

- These diodes are delivered taped.
- Ultra small Flat Package (UFP) is suitable for surface mount design.

Ordering Information

Type No.	Laser Mark	Package Code
HZC Series	Let to Mark Code	UFP

Pin Arrangement



1. Cathode
2. Anode

HZC Series

Absolute Maximum Ratings

(Ta = 25°C)

Item	Symbol	Value	Unit
Power dissipation	Pd *1	150	mW
Junction temperature	Tj	150	°C
Storage temperature	Tstg	-55 to +150	°C

Note: 1. See Fig2.

Electrical Characteristics

(Ta = 25°C)

Type	Zener voltage		Reverse current		Dynamic resistance		ESD-Capability *2	
	V _z (V) *1		Test Condition	I _r (μA)	Test Condition	r _d (Ω)	Test Condition	— (kV) *2
	Min	Max	I _z (mA)	Max	V _R (V)	Max	I _z (mA)	Min
HZC2.0	1.90	2.20	5	120.0	0.5	100	5	30
HZC2.2	2.10	2.40	5	120.0	0.7	100	5	30
HZC2.4	2.30	2.60	5	120.0	1.0	100	5	30
HZC2.7	2.50	2.90	5	120.0	1.0	110	5	30
HZC3.0	2.80	3.20	5	50.0	1.0	120	5	30
HZC3.3	3.10	3.50	5	20.0	1.0	130	5	30
HZC3.6	3.40	3.80	5	10.0	1.0	130	5	30
HZC3.9	3.70	4.10	5	10.0	1.0	130	5	30
HZC4.3	4.01	4.48	5	10.0	1.0	130	5	30
HZC4.7	4.42	4.90	5	10.0	1.0	130	5	30
HZC5.1	4.84	5.37	5	5.0	1.5	130	5	30
HZC5.6	5.31	5.92	5	5.0	2.5	80	5	30
HZC6.2	5.86	6.53	5	2.0	3.0	50	5	30
HZC6.8	6.47	7.14	5	1.0	3.5	30	5	30
HZC7.5	7.06	7.84	5	1.0	4.0	30	5	30
HZC8.2	7.76	8.64	5	0.5	5.0	30	5	30
HZC9.1	8.56	9.55	5	0.5	6.0	30	5	30
HZC10	9.45	10.55	5	0.5	7.0	30	5	30
HZC11	10.44	11.56	5	0.5	8.0	30	5	30

Notes: 1. Tested with pulse (Pw = 40 ms).

2. C =150 pF, R = 330 Ω, Both forward and reverse direction 10 pulse Failure criterion ; According to IR spec

Type	Zener voltage		Reverse current		Dynamic resistance		ESD-Capability *2	
	V_z (V) *1		Test Condition	I_R (μ A)	Test Condition	r_d (Ω)	Test Condition	— (kV) *2
	Min	Max	I_z (mA)	Max	V_R (V)	Max	I_z (mA)	Min
HZC12	11.42	12.60	5	0.5	9.0	35	5	30
HZC13	12.47	13.96	5	0.5	10.0	35	5	30
HZC15	13.84	15.52	5	0.5	11.0	40	5	30
HZC16	15.37	17.09	5	0.5	12.0	40	5	30
HZC18	16.94	19.03	5	0.5	13.0	45	5	30
HZC20	18.86	21.08	5	0.5	15.0	50	5	30
HZC22	20.88	23.17	5	0.5	17.0	55	5	30
HZC24	22.93	25.57	5	0.5	19.0	60	5	30
HZC27	25.10	28.90	2	0.5	21.0	70	2	30
HZC30	28.00	32.00	2	0.5	23.0	80	2	30
HZC33	31.00	35.00	2	0.5	25.0	80	2	25
HZC36	34.00	38.00	2	0.5	27.0	90	2	20

Notes: 1. Tested with pulse (Pw = 40 ms).

2. C =150 pF, R = 330 Ω , Both forward and reverse direction 10 pulse Failure criterion ; According to IR spec

Mark Code

Type	Mark No.	Type	Mark No.	Type	Mark No.
HZC2.0	20	HZC5.6	56	HZC15	15 *
HZC2.2	22	HZC6.2	62	HZC16	16 *
HZC2.4	24	HZC6.8	68	HZC18	18 *
HZC2.7	27	HZC7.5	75	HZC20	20 *
HZC3.0	30	HZC8.2	82	HZC22	22 *
HZC3.3	33	HZC9.1	91	HZC24	24 *
HZC3.6	36	HZC10	10 *	HZC27	27 *
HZC3.9	39	HZC11	11 *	HZC30	30 *
HZC4.3	43	HZC12	12 *	HZC33	33 *
HZC4.7	47	HZC13	13 *	HZC36	36 *
HZC5.1	51				

Note: 1. HZC10 To HZC36 has , on the right of Laser Mark.

Main Characteristic

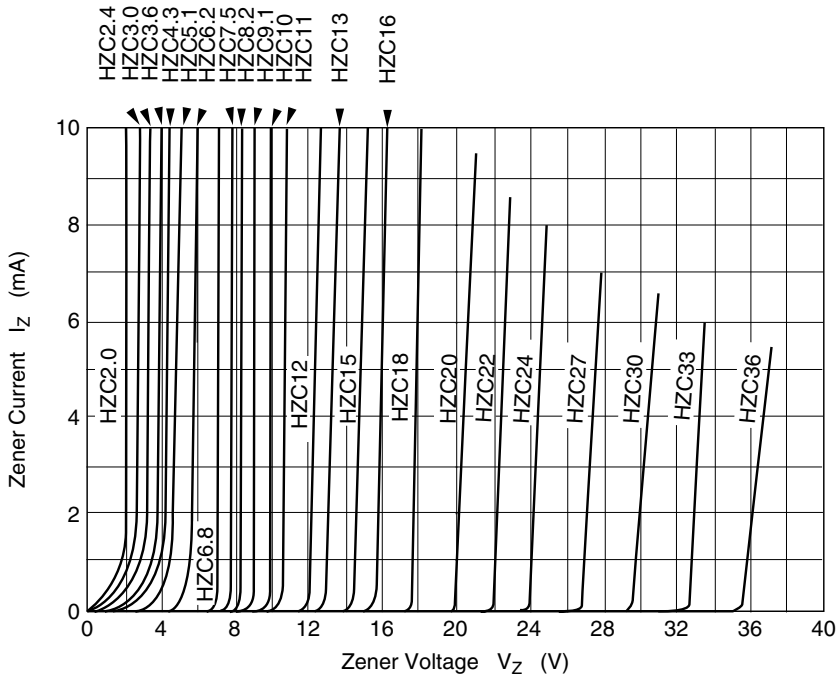


Fig.1 Zener current vs. Zener voltage

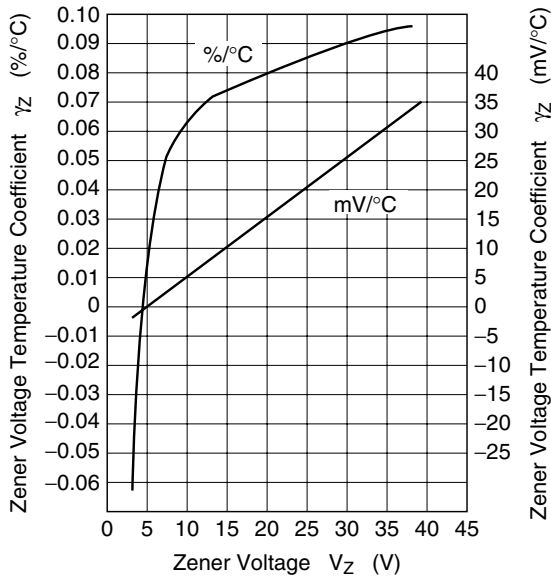


Fig.2 Temperature Coefficient vs. Zener voltage

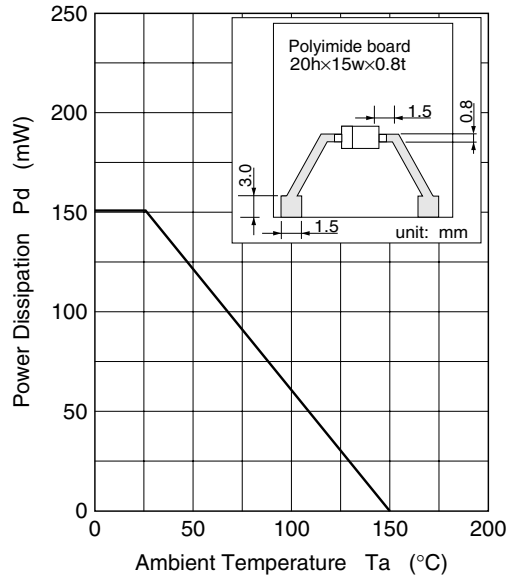
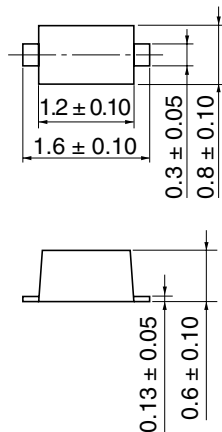


Fig.2 Power Dissipation vs. Ambient Temperature

Package Dimensions

As of July, 2001
Unit: mm



Hitachi Code	UFP
JEDEC	—
JEITA	Conforms
Mass (reference value)	0.0016 g

Disclaimer

1. Hitachi neither warrants nor grants licenses of any rights of Hitachi's or any third party's patent, copyright, trademark, or other intellectual property rights for information contained in this document. Hitachi bears no responsibility for problems that may arise with third party's rights, including intellectual property rights, in connection with use of the information contained in this document.
2. Products and product specifications may be subject to change without notice. Confirm that you have received the latest product standards or specifications before final design, purchase or use.
3. Hitachi makes every attempt to ensure that its products are of high quality and reliability. However, contact Hitachi's sales office before using the product in an application that demands especially high quality and reliability or where its failure or malfunction may directly threaten human life or cause risk of bodily injury, such as aerospace, aeronautics, nuclear power, combustion control, transportation, traffic, safety equipment or medical equipment for life support.
4. Design your application so that the product is used within the ranges guaranteed by Hitachi particularly for maximum rating, operating supply voltage range, heat radiation characteristics, installation conditions and other characteristics. Hitachi bears no responsibility for failure or damage when used beyond the guaranteed ranges. Even within the guaranteed ranges, consider normally foreseeable failure rates or failure modes in semiconductor devices and employ systemic measures such as fail-safes, so that the equipment incorporating Hitachi product does not cause bodily injury, fire or other consequential damage due to operation of the Hitachi product.
5. This product is not designed to be radiation resistant.
6. No one is permitted to reproduce or duplicate, in any form, the whole or part of this document without written approval from Hitachi.
7. Contact Hitachi's sales office for any questions regarding this document or Hitachi semiconductor products.

Sales Offices

HITACHI

Hitachi, Ltd.

Semiconductor & Integrated Circuits
Nippon Bldg., 2-6-2, Ohte-machi, Chiyoda-ku, Tokyo 100-0004, Japan
Tel: (03) 3270-2111 Fax: (03) 3270-5109

URL <http://www.hitachisemiconductor.com/>

For further information write to:

Hitachi Semiconductor
(America) Inc.
179 East Tasman Drive
San Jose, CA 95134
Tel: <1> (408) 433-1990
Fax: <1> (408) 433-0223

Hitachi Europe Ltd.
Electronic Components Group
Whitebrook Park
Lower Cookham Road
Maidenhead
Berkshire SL6 8YA, United Kingdom
Tel: <44> (1628) 585000
Fax: <44> (1628) 585200

Hitachi Europe GmbH
Electronic Components Group
Dornacher Straße 3
D-85622 Feldkirchen
Postfach 201, D-85619 Feldkirchen
Germany
Tel: <49> (89) 9 9180-0
Fax: <49> (89) 9 29 30 00

Hitachi Asia Ltd.
Hitachi Tower
16 Collyer Quay #20-00
Singapore 049318
Tel: <65>-538-6533/538-8577
Fax: <65>-538-6933/538-3877
URL: <http://semiconductor.hitachi.com.sg>

Hitachi Asia Ltd.
(Taipei Branch Office)
4/F, No. 167, Tun Hwa North Road
Hung-Kuo Building
Taipei (105), Taiwan
Tel: <886>-(2)-2718-3666
Fax: <886>-(2)-2718-8180
Telex: 23222 HAS-TP
URL: <http://www.hitachi.com.tw>

Hitachi Asia (Hong Kong) Ltd.
Group III (Electronic Components)
7/F., North Tower
World Finance Centre,
Harbour City, Canton Road
Tsim Sha Tsui, Kowloon Hong Kong
Tel: <852>-(2)-735-9218
Fax: <852>-(2)-730-0281
URL: <http://semiconductor.hitachi.com.hk>

Copyright © Hitachi, Ltd., 2002. All rights reserved. Printed in Japan.

Colophon 5.0



LittleDiode supplies new, hard to find or obsolete electronic components and semiconductors all over the world.

With over two million different components listed you are sure to find the part you need.

Feel free to visit us today at our online store:

LittleDiode.com

Looking forward to providing you with the best possible service.