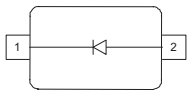
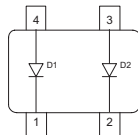
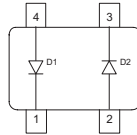


Silicon PIN Diode

- Optimized for low current antenna switches in hand held applications
- Very low forward resistance
(typ. 1.5Ω @ $I_F = 1 \text{ mA}$)
- Low capacitance at zero volt reverse bias at frequencies above 1 GHz (typ. 0.28 pF)
- Very low signal distortion


BAR88-02L
BAR88-02V

BAR88-07L4

BAR88-099L4


Type	Package	Configuration	L_S (nH)	Marking
BAR88-02L	TSLP-2-1	single, leadless	0.4	UU
BAR88-02V	SC79	single	0.6	U
BAR88-07L4*	TSLP-4-4	parallel pair, leadless	0.4	UT
BAR88-099L4*	TSLP-4-4	anti-parallel pair, leadless	0.4	US

* Preliminary Data

Maximum Ratings at $T_A = 25^\circ\text{C}$, unless otherwise specified

Parameter	Symbol	Value	Unit
Diode reverse voltage	V_R	80	V
Forward current	I_F	100	mA
Total power dissipation	P_{tot}		mW
BAR88-02L, -07L4, -099L4 $T_S \leq 133^\circ\text{C}$		250	
BAR88-02V, $T_S \leq 123^\circ\text{C}$		250	
Junction temperature	T_j	150	°C
Operating temperature range	T_{op}	-55 ... 125	
Storage temperature	T_{stg}	-55 ... 150	

Thermal Resistance

Parameter	Symbol	Value	Unit
Junction - soldering point ¹⁾ BAR88-02L, 07L4, -099L4 BAR88-02V	R_{thJS}	≤ 65 ≤ 105	K/W

Electrical Characteristics at $T_A = 25^\circ\text{C}$, unless otherwise specified

Parameter	Symbol	Values			Unit
		min.	typ.	max.	

DC Characteristics

Breakdown voltage $I_{(BR)} = 5 \mu\text{A}$	$V_{(BR)}$	80	-	-	V
Reverse current $V_R = 60 \text{ V}$	I_R	-	-	50	nA
Forward voltage $I_F = 1 \text{ mA}$ $I_F = 100 \text{ mA}$	V_F	- -	0.75 0.95	0.9 1.2	V

¹⁾For calculation of R_{thJA} please refer to Application Note Thermal Resistance

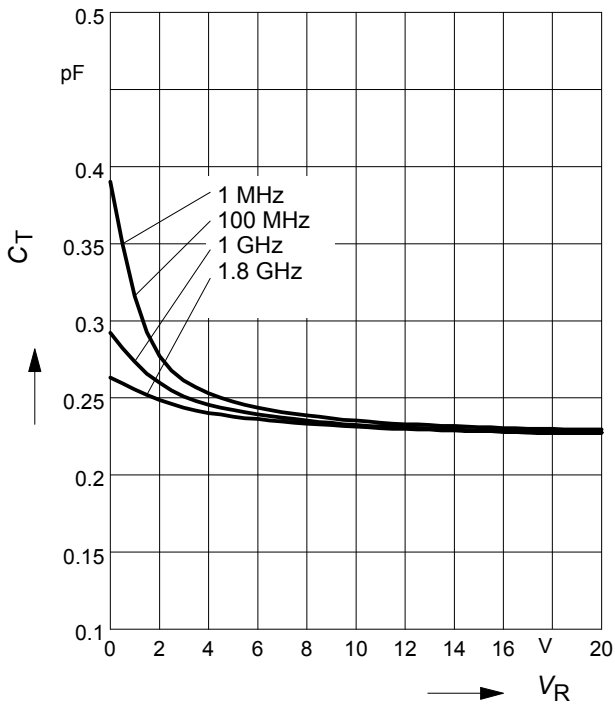
Electrical Characteristics at $T_A = 25^\circ\text{C}$, unless otherwise specified

Parameter	Symbol	Values			Unit
		min.	typ.	max.	
AC Characteristics					
Diode capacitance $V_R = 1\text{ V}, f = 1\text{ MHz}$ $V_R = 0\text{ V}, f = 100\text{ MHz}$ $V_R = 0\text{ V}, f = 1\text{ GHz}$ $V_R = 0\text{ V}, f = 1.8\text{ GHz}$	C_T	- - - -	0.3 0.4 0.28 0.25	0.4 - - -	pF
Reverse parallel resistance $V_R = 0\text{ V}, f = 100\text{ MHz}$ $V_R = 0\text{ V}, f = 1\text{ GHz}$ $V_R = 0\text{ V}, f = 1.8\text{ GHz}$	R_P	- - -	65 2.5 1.5	- - -	k Ω
Forward resistance $I_F = 1\text{ mA}, f = 100\text{ MHz}$ $I_F = 5\text{ mA}, f = 100\text{ MHz}$ $I_F = 10\text{ mA}, f = 100\text{ MHz}$	r_f	- - -	1.5 0.8 0.6	2.5 - -	Ω
Charge carrier life time $I_F = 10\text{ mA}, I_R = 6\text{ mA}$, measured at $I_R = 3\text{ mA}$, $R_L = 100\ \Omega$	τ_{rr}	-	500	-	ns
I-region width	W_I	-	13	-	μm
Insertion loss ¹⁾ $I_F = 1\text{ mA}, f = 1.8\text{ GHz}$ $I_F = 5\text{ mA}, f = 1.8\text{ GHz}$ $I_F = 10\text{ mA}, f = 1.8\text{ GHz}$	$ S_{21} ^2$	- - -	-0.11 -0.07 -0.06	- - -	dB
Isolation ¹⁾ $V_R = 0\text{ V}, f = 0.9\text{ GHz}$ $V_R = 0\text{ V}, f = 1.8\text{ GHz}$ $V_R = 0\text{ V}, f = 2.45\text{ GHz}$	$ S_{21} ^2$	- - -	-15 -11 -9	- - -	

¹⁾BAR88-02L in series configuration, $Z = 50\ \Omega$

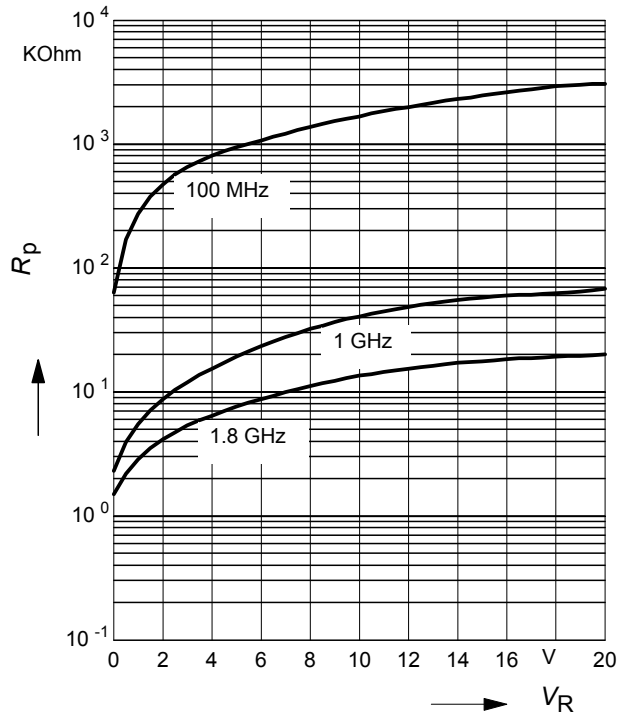
Diode capacitance $C_T = f(V_R)$

$f =$ Parameter



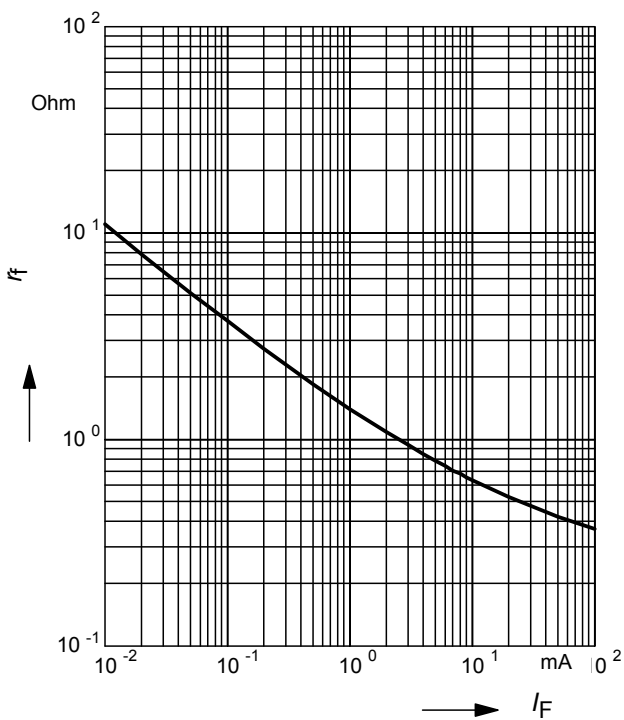
Reverse parallel resistance $R_P = f(V_R)$

$f =$ Parameter



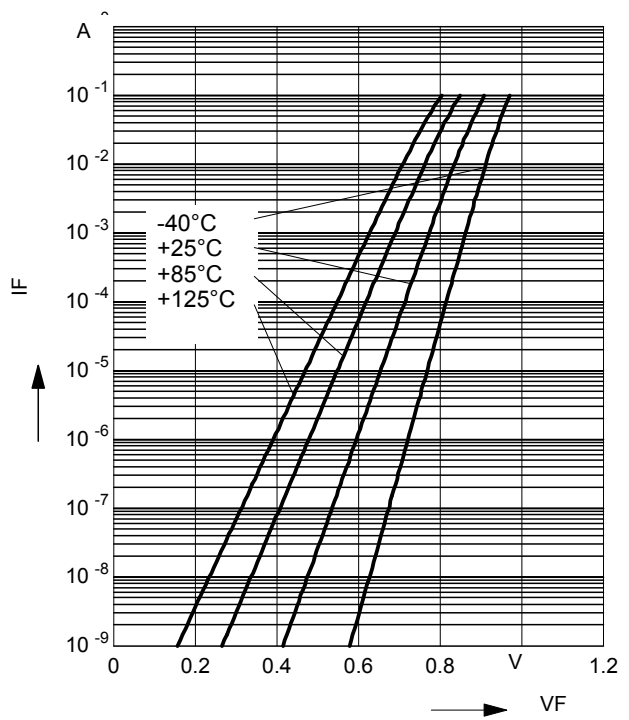
Forward resistance $r_f = f(I_F)$

$f = 100\text{MHz}$



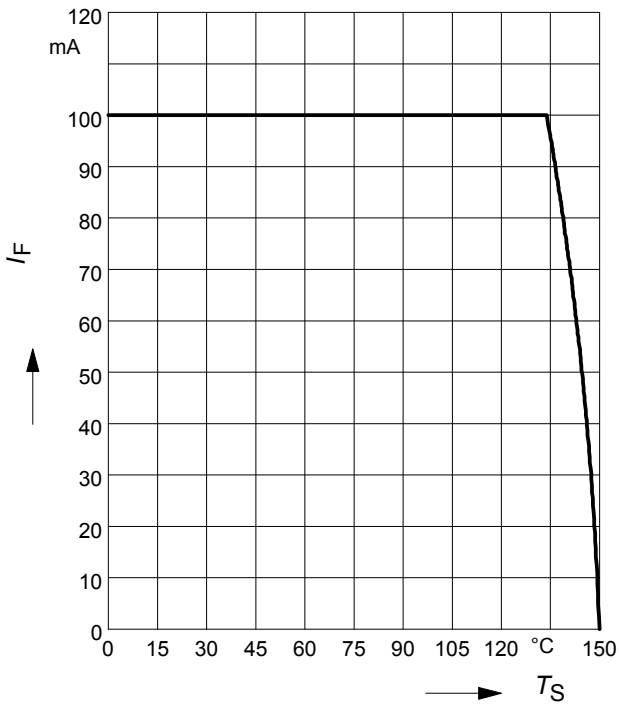
Forward current $I_F = f(V_F)$

$T_A =$ Parameter



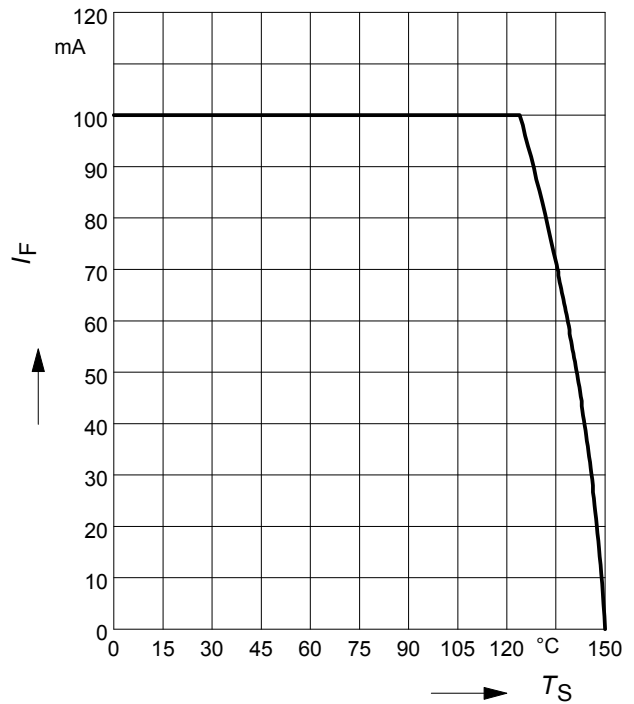
Forward current $I_F = f(T_S)$

BAR88-02L, -07L4, -099L4



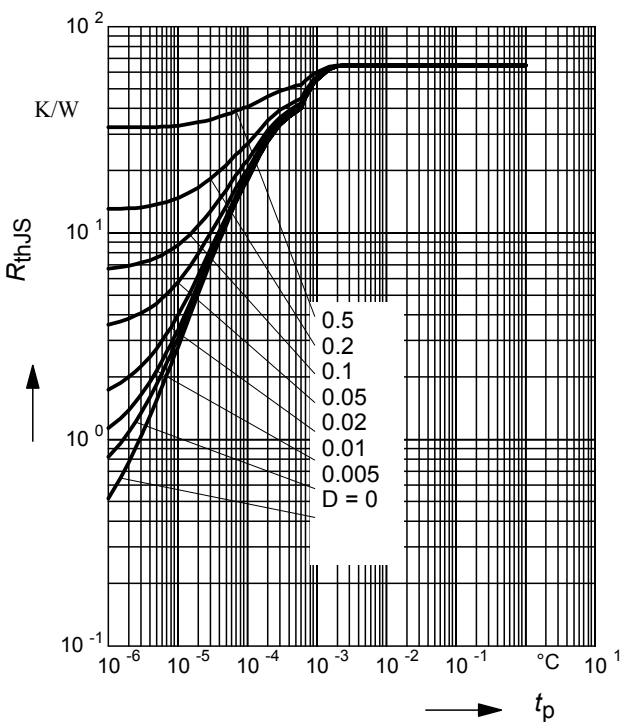
Forward current $I_F = f(T_S)$

BAR88-02V



Permissible Puls Load $R_{thJS} = f(t_p)$

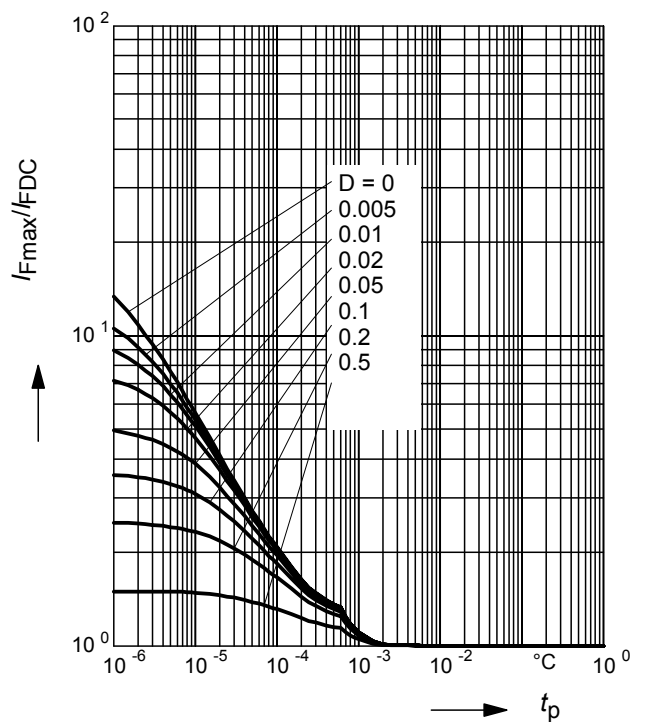
BAR88-02L, -07L4, -099L4



Permissible Pulse Load

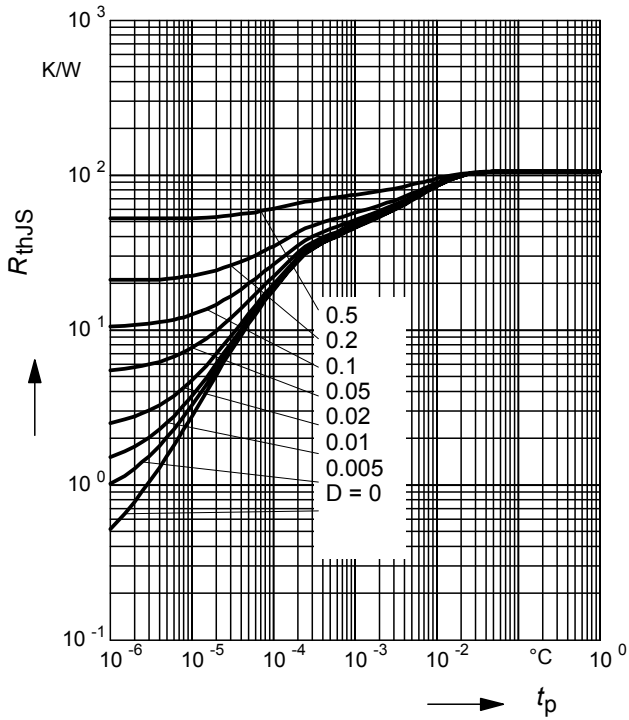
$I_{Fmax}/I_{FDC} = f(t_p)$

BAR88-02L, -07L4, -099L4



Permissible Puls Load $R_{thJS} = f(t_p)$

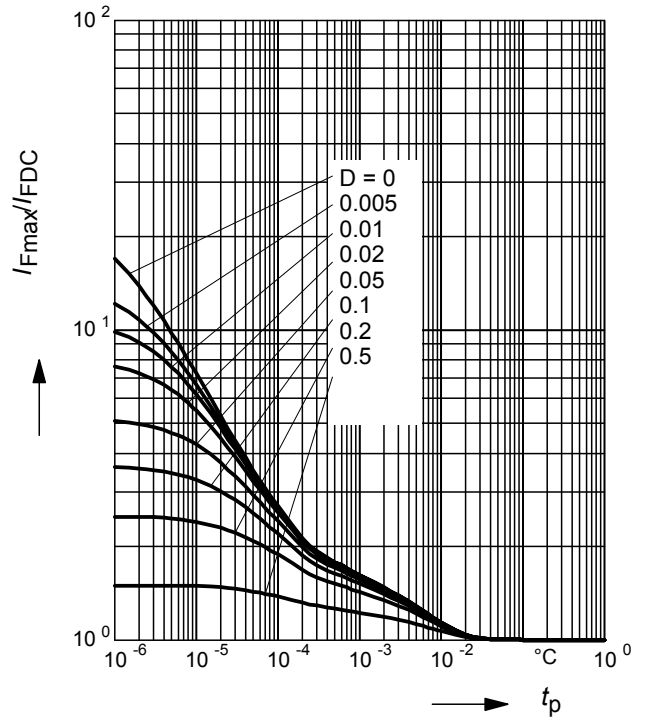
BAR88-02V



Permissible Pulse Load

$I_{Fmax} / I_{FDC} = f(t_p)$

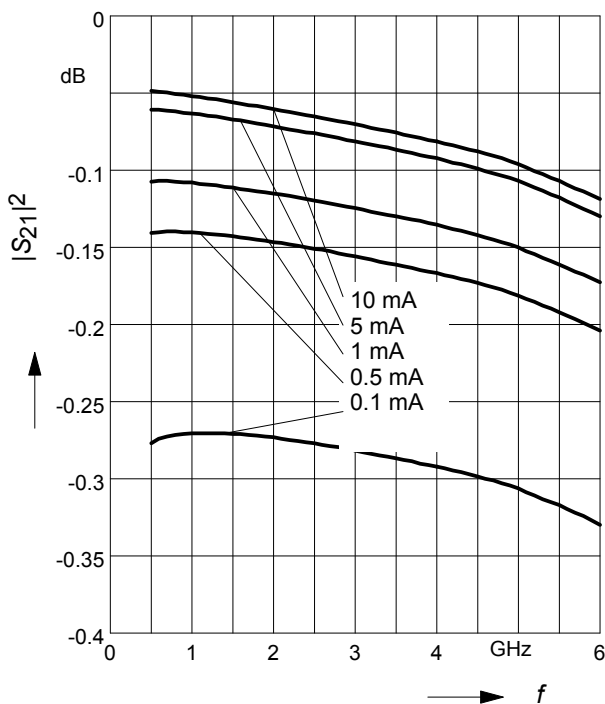
BAR88-02V



Insertion loss $|S_{21}|^2 = f(f)$

I_F = Parameter

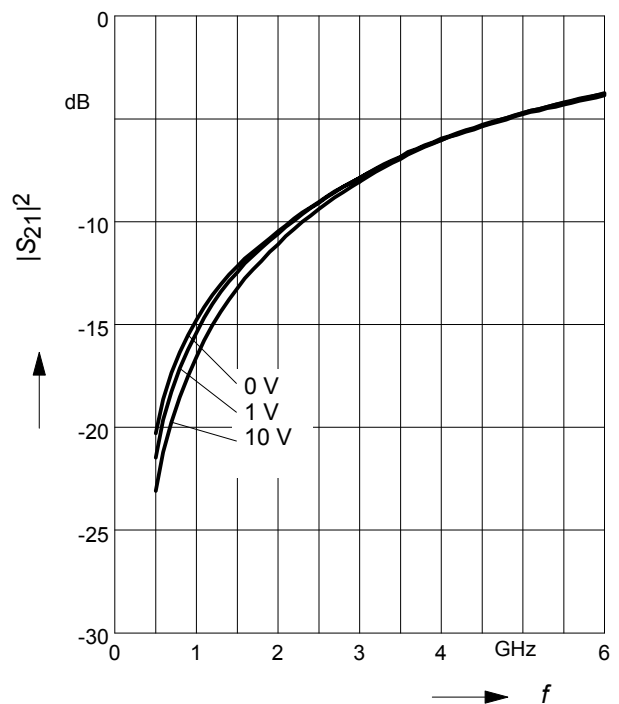
BAR88-02L in series configuration, $Z = 50\Omega$



Isolation $|S_{21}|^2 = f(f)$

V_R = Parameter

BAR88-02L in series configuration, $Z = 50\Omega$





LittleDiode supplies new, hard to find or obsolete electronic components and semiconductors all over the world.

With over two million different components listed you are sure to find the part you need.

Feel free to visit us today at our online store:

LittleDiode.com

Looking forward to providing you with the best possible service.