
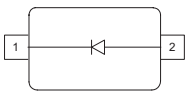


**Silicon Schottky Diode**

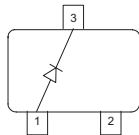
- General-purpose diode for high-speed switching
- Circuit protection
- Voltage clamping
- High-level detecting and mixing



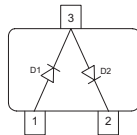
**BAS170W**  
**BAS70-02L**  
**BAS70-02W**



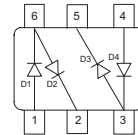
**BAS70**



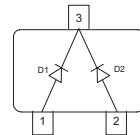
**BAS70-04**  
**BAS70-04T**  
**BAS70-04W**



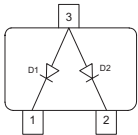
**BAS70-04S**



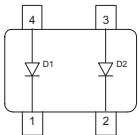
**BAS70-05**  
**BAS70-05W**



**BAS70-06**  
**BAS70-06W**



**BAS70-07**  
**BAS70-07W**



Type	Package	Configuration	$L_S$ (nH)	Marking
BAS170W	SOD323	single	1.8	7
BAS70	SOT23	single	1.8	73s
BAS70-02L*	TSLP-2-1	single, leadless	0.4	F
BAS70-02W	SCD80	single	0.6	73
BAS70-04	SOT23	series	1.8	74s
BAS70-04S	SOT363	dual series	1.6	74s
BAS70-04T	SC75	series	1.6	74s
BAS70-04W	SOT323	series	1.4	74s
BAS70-05	SOT23	common cathode	1.8	75s
BAS70-05W	SOT323	common cathode	1.4	75s
BAS70-06	SOT23	common anode	1.8	76s
BAS70-06W	SOT323	common anode	1.4	76s
BAS70-07	SOT143	parallel pair	2	77s
BAS70-07W	SOT343	parallel pair	1.8	77s

\* Preliminary

**Maximum Ratings at  $T_A = 25^\circ\text{C}$ , unless otherwise specified**

Parameter	Symbol	Value	Unit
Diode reverse voltage	$V_R$	70	V
Forward current	$I_F$	70	mA
Surge forward current $t \leq 10\text{ms}$	$I_{FSM}$	100	
Total power dissipation BAS70, BAS70-07, $T_S \leq 72^\circ\text{C}$ BAS70-02L, $T_S \leq 117^\circ\text{C}$ BAS70-02W, $T_S \leq 107^\circ\text{C}$ BAS70-04, BAS70-06, $T_S \leq 48^\circ\text{C}$ BAS70-04S/W/-06W, BAS170W, $T_S \leq 97^\circ\text{C}$ BAS70-04T, $T_S \leq 91^\circ\text{C}$ BAS70-05, $T_S \leq 22^\circ\text{C}$ BAS70-05W, $T_S \leq 90^\circ\text{C}$ BAS70-07W, $T_S \leq 114^\circ\text{C}$	$P_{tot}$	250 250 250 250 250 250 250 250 250	mW
Junction temperature	$T_j$	150	$^\circ\text{C}$
Operating temperature range	$T_{op}$	-55 ... 125	
Storage temperature	$T_{stg}$	-55 ... 150	

**Thermal Resistance**

Parameter	Symbol	Value	Unit
Junction - soldering point <sup>1)</sup> BAS70, BAS70-07 BAS70-02L BAS70-02W BAS70-04, BAS70-06 BAS70-04S/W, BAS70-06W BAS70-04T BAS70-05 BAS70-05W BAS70-07W BAS170W	$R_{thJS}$	$\leq 310$ $\leq 130$ $\leq 170$ $\leq 410$ $\leq 210$ $\leq 235$ $\leq 510$ $\leq 240$ $\leq 145$ $\leq 190$	K/W

<sup>1</sup>For calculation of  $R_{thJA}$  please refer to Application Note Thermal Resistance

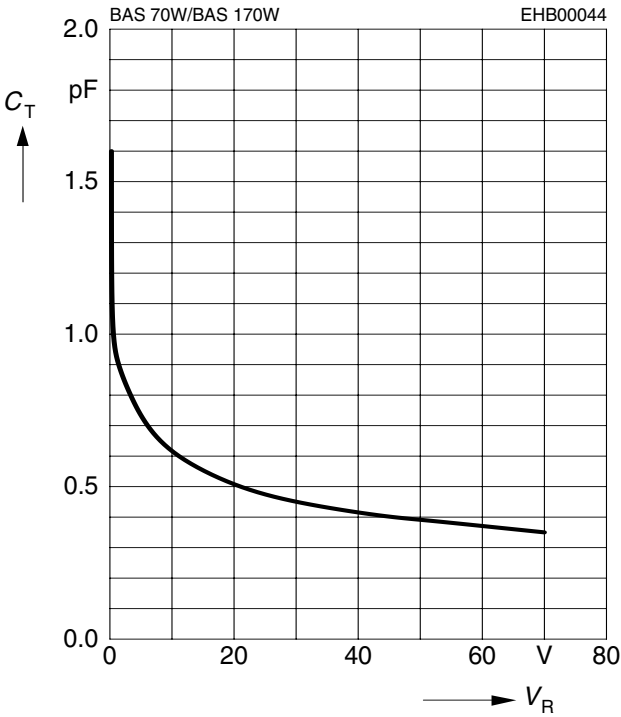
**Electrical Characteristics** at  $T_A = 25^\circ\text{C}$ , unless otherwise specified

Parameter	Symbol	Values			Unit
		min.	typ.	max.	
<b>DC Characteristics</b>					
Breakdown voltage $I_{(BR)} = 10 \mu\text{A}$	$V_{(BR)}$	70	-	-	V
Reverse current $V_R = 50 \text{ V}$	$I_R$	-	-	0.1	$\mu\text{A}$
Forward voltage $I_F = 1 \text{ mA}$ $I_F = 10 \text{ mA}$ $I_F = 15 \text{ mA}$	$V_F$	300 600 750	375 705 880	410 750 1000	mV
Forward voltage matching <sup>1)</sup> $I_F = 10 \text{ mA}$	$\Delta V_F$	-	-	20	
<b>AC Characteristics</b>					
Diode capacitance $V_R = 0, f = 1 \text{ MHz}$	$C_T$	-	1.5	2	pF
Forward resistance $I_F = 10 \text{ mA}, f = 10 \text{ kHz}$	$r_f$	-	34	-	$\Omega$
Charge carrier life time $I_F = 25 \text{ mA}$	$\tau_{rr}$	-	-	100	ps

<sup>1)</sup> $\Delta V_F$  is the difference between lowest and highest  $V_F$  in a multiple diode component.

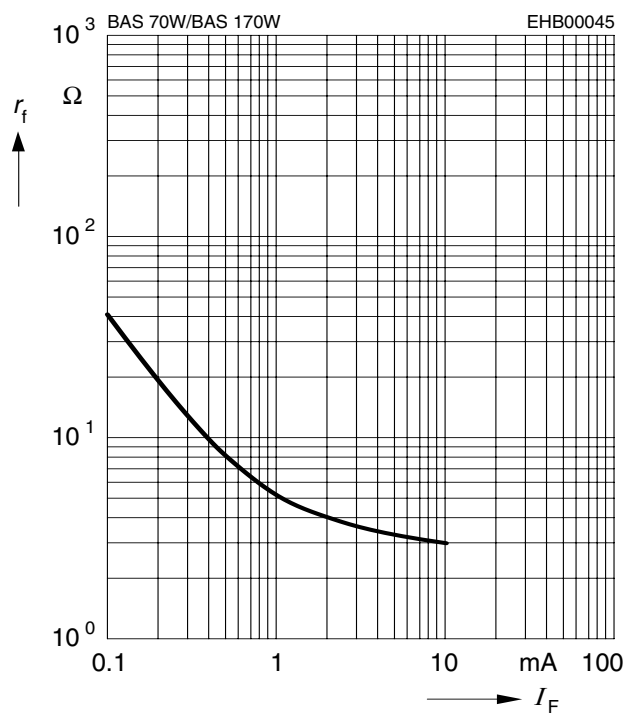
**Diode capacitance  $C_T = f(V_R)$**

$f = 1\text{MHz}$



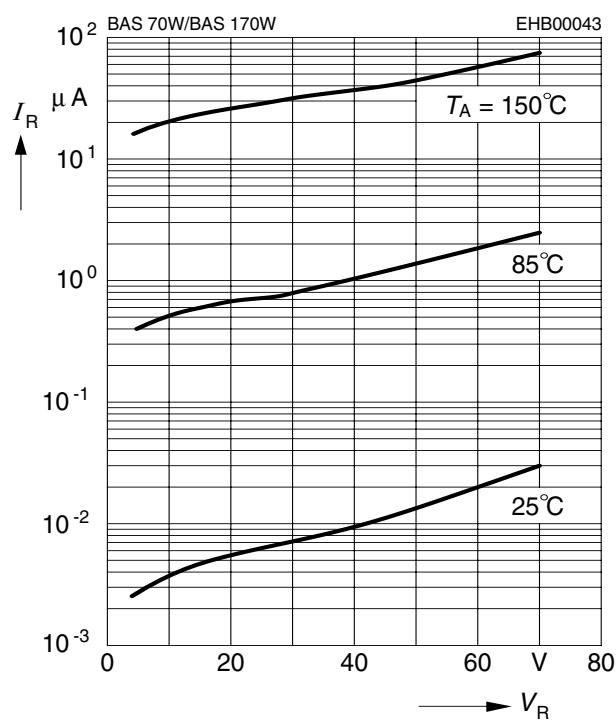
**Forward resistance  $r_f = f(I_F)$**

$f = 10\text{kHz}$



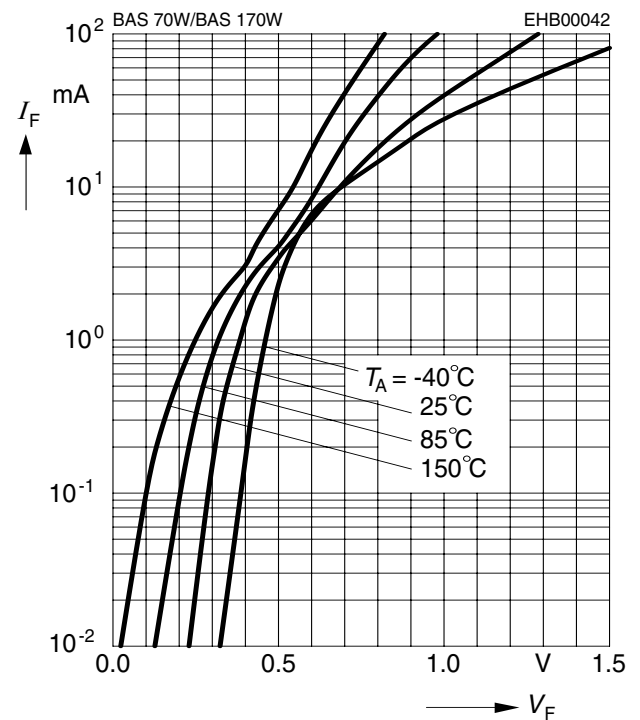
**Reverse current  $I_R = f(V_R)$**

$T_A = \text{Parameter}$



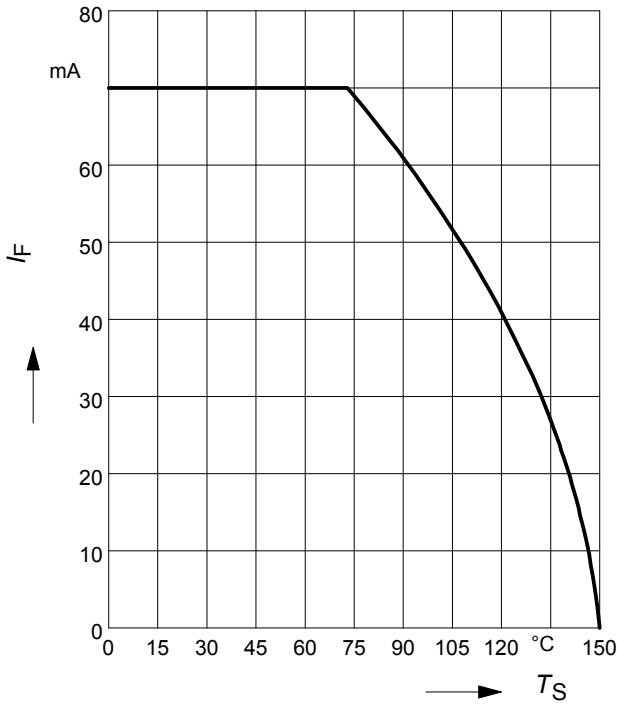
**Forward current  $I_F = f(V_F)$**

$T_A = \text{Parameter}$



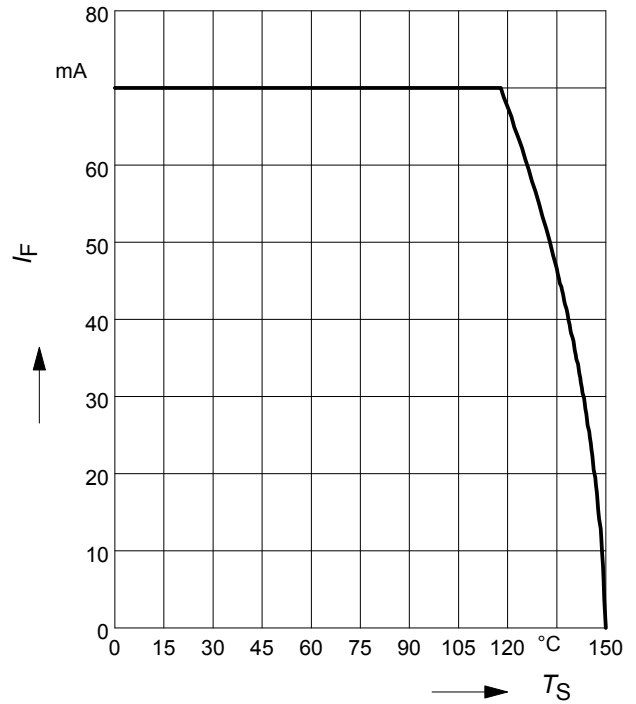
**Forward current  $I_F = f(T_S)$**

BAS70, BAS70-07



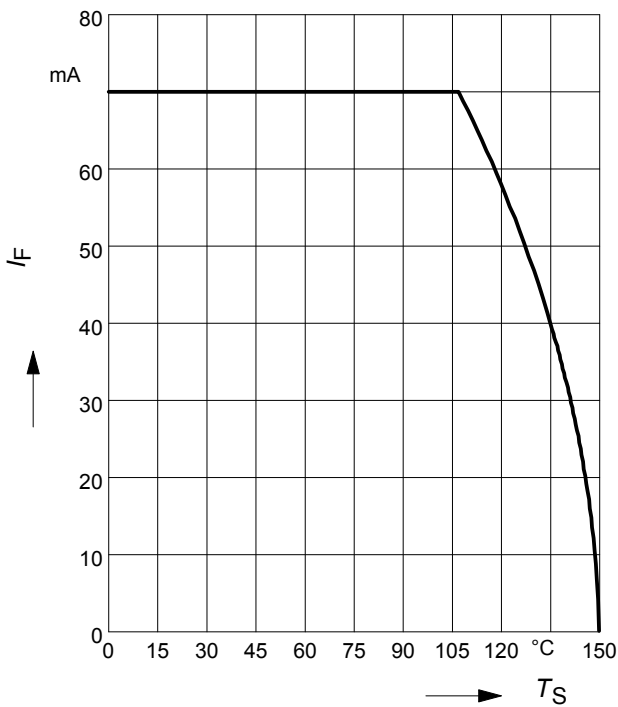
**Forward current  $I_F = f(T_S)$**

BAS70-02L



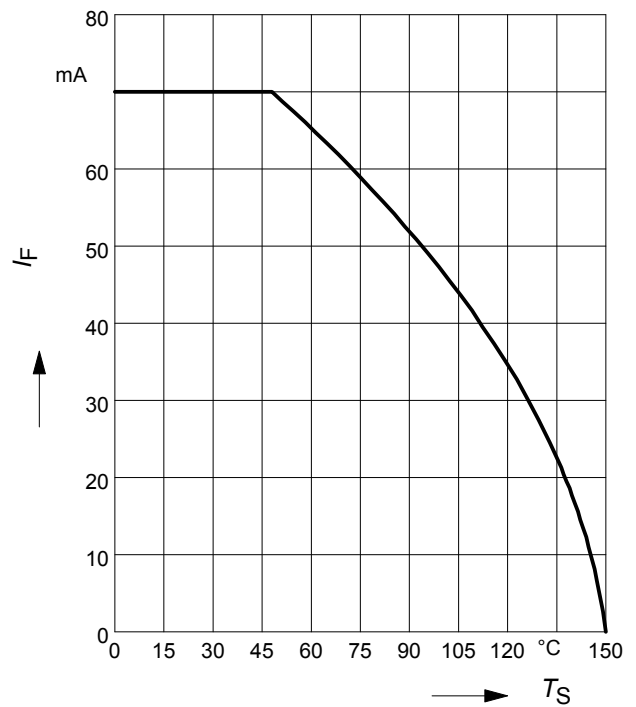
**Forward current  $I_F = f(T_S)$**

BAS70-02W



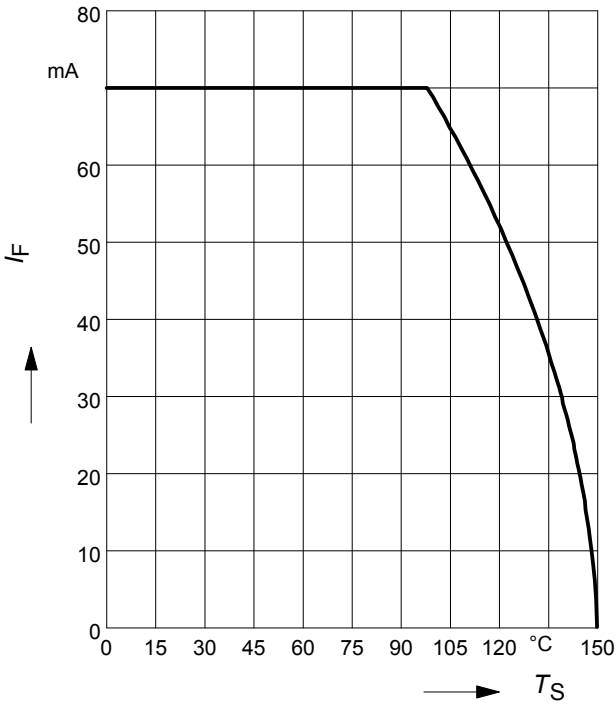
**Forward current  $I_F = f(T_S)$**

BAS70-04, BAS70-06



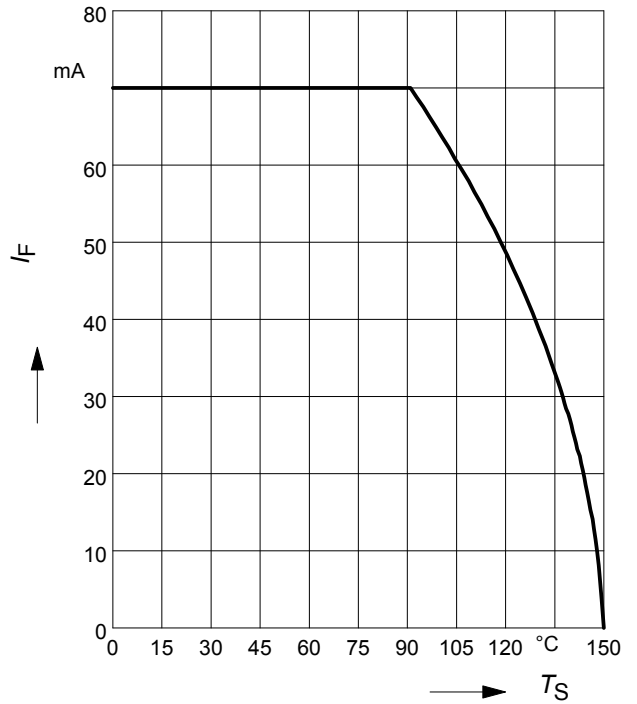
**Forward current  $I_F = f(T_S)$**

BAS70-04S/W, BAS70-06W, BAS170W



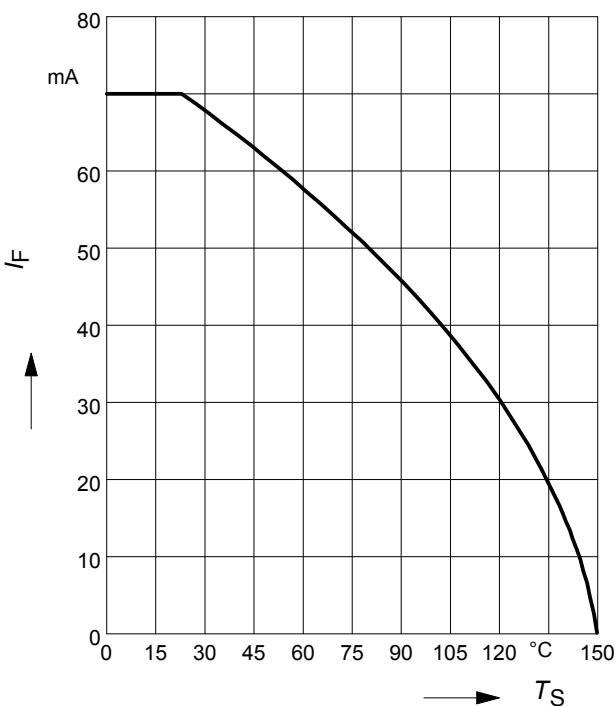
**Forward current  $I_F = f(T_S)$**

BAS70-04T



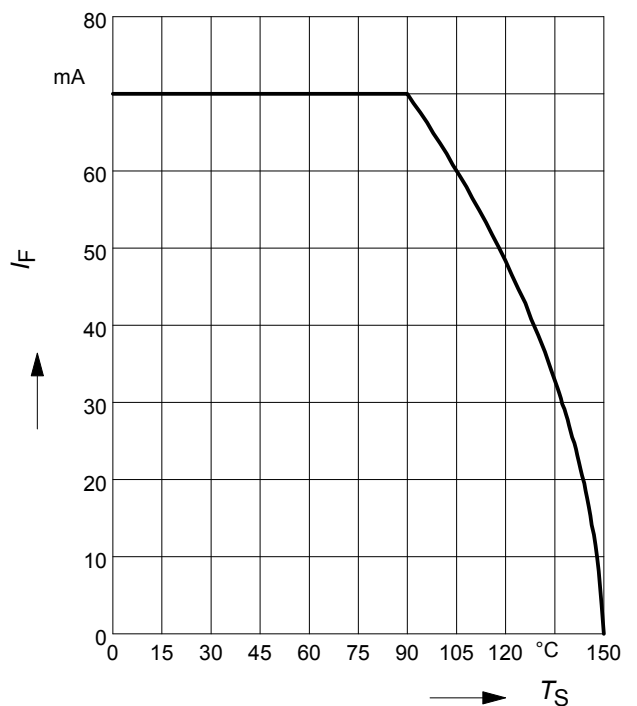
**Forward current  $I_F = f(T_S)$**

BAS70-05



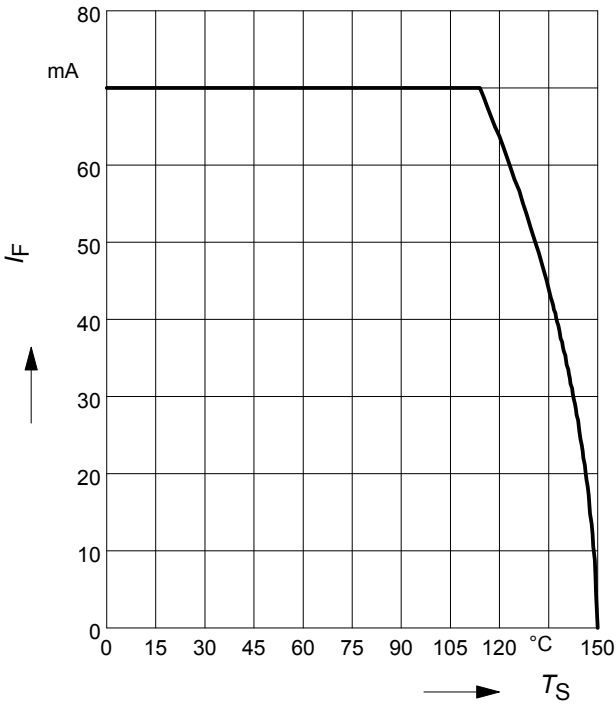
**Forward current  $I_F = f(T_S)$**

BAS70-05W



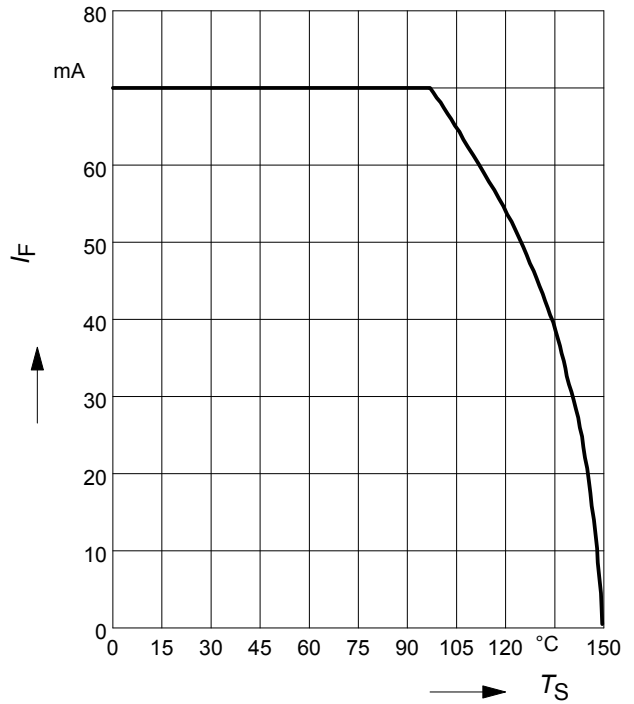
**Forward current  $I_F = f(T_S)$**

BAS70-07W



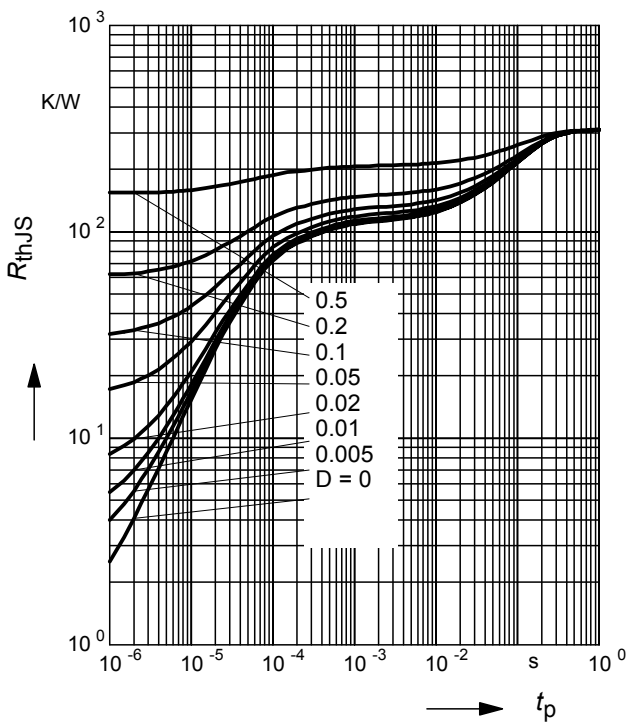
**Forward current  $I_F = f(T_S)$**

BAS170W



**Permissible Puls Load  $R_{thJS} = f(t_p)$**

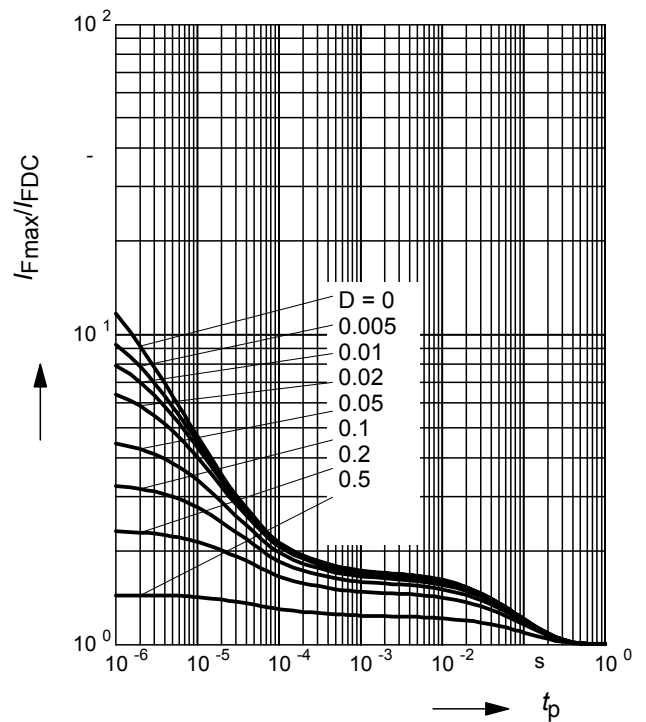
BAS70



**Permissible Pulse Load**

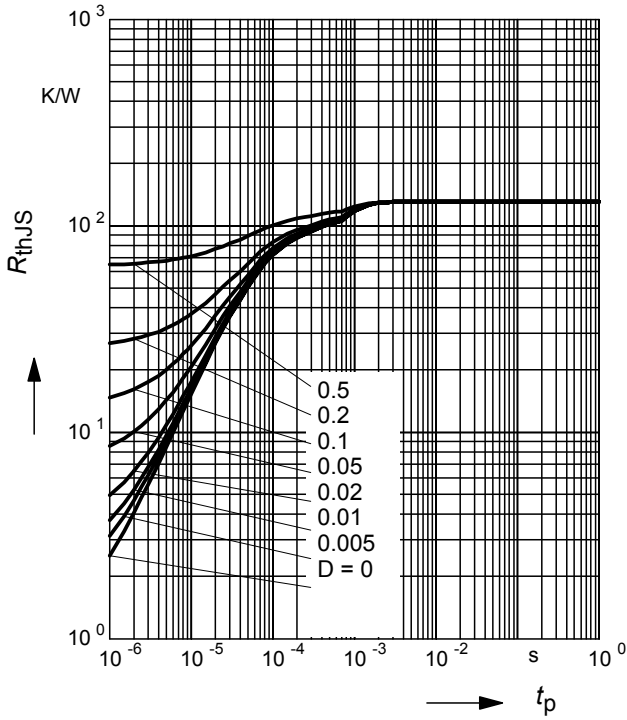
$I_{Fmax} / I_{FDC} = f(t_p)$

BAS70



**Permissible Puls Load  $R_{thJS} = f(t_p)$**

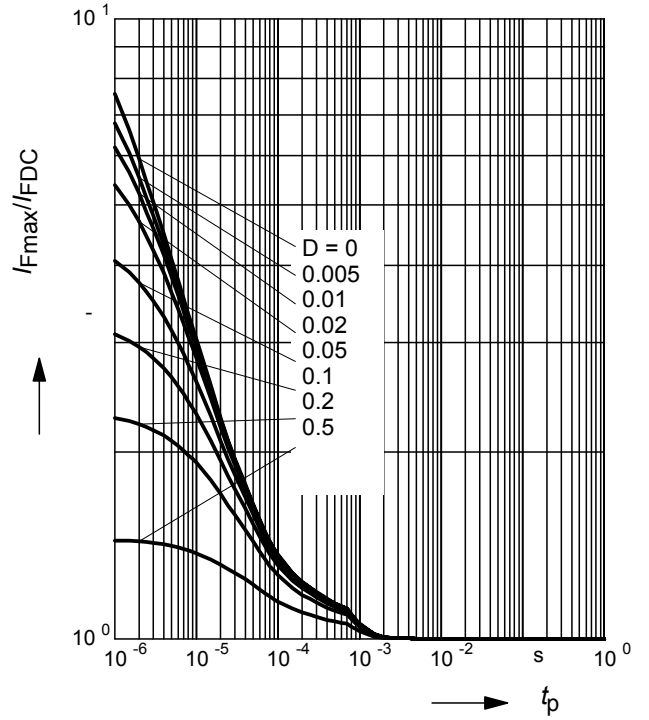
BAS70-02L



**Permissible Pulse Load**

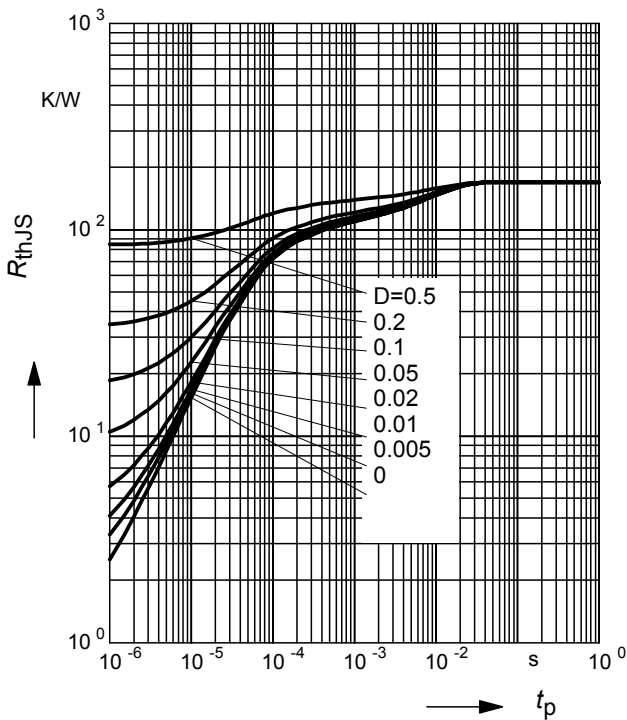
$I_{Fmax} / I_{FDC} = f(t_p)$

BAS70-02L



**Permissible Puls Load  $R_{thJS} = f(t_p)$**

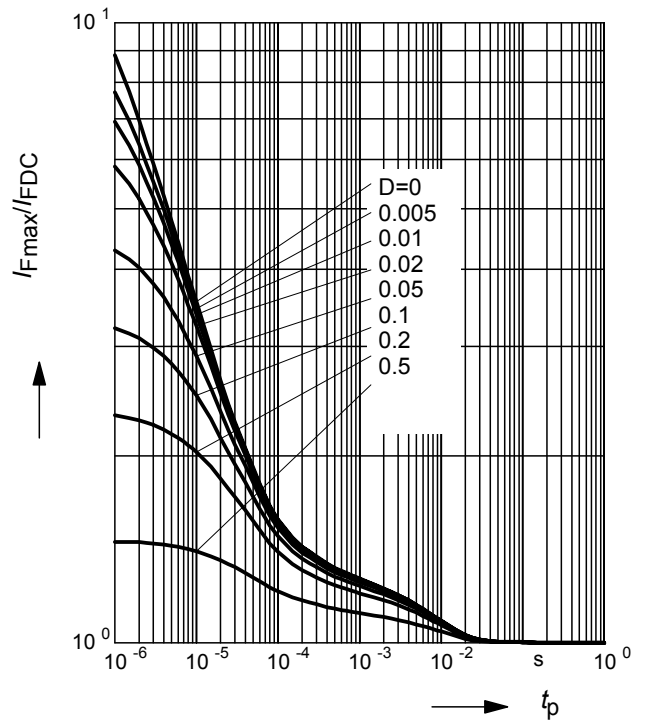
BAS70-02W



**Permissible Pulse Load**

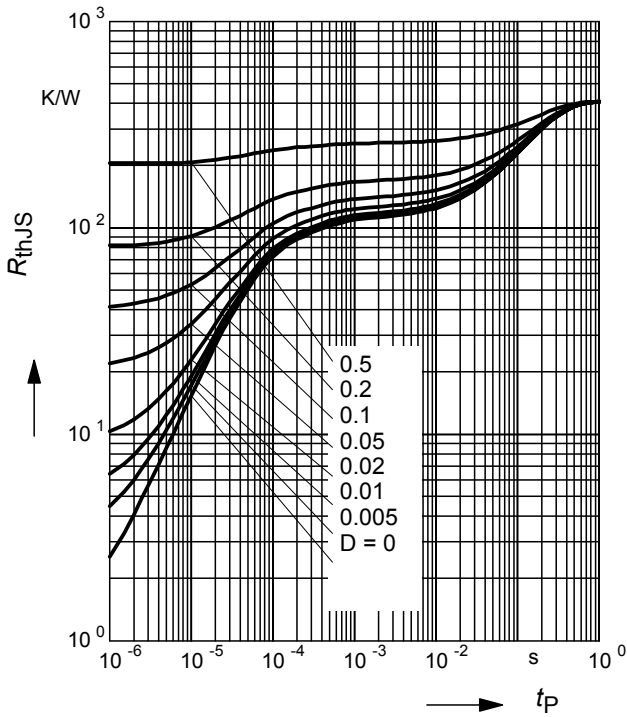
$I_{Fmax} / I_{FDC} = f(t_p)$

BAS70-02W



**Permissible Puls Load  $R_{thJS} = f(t_p)$**

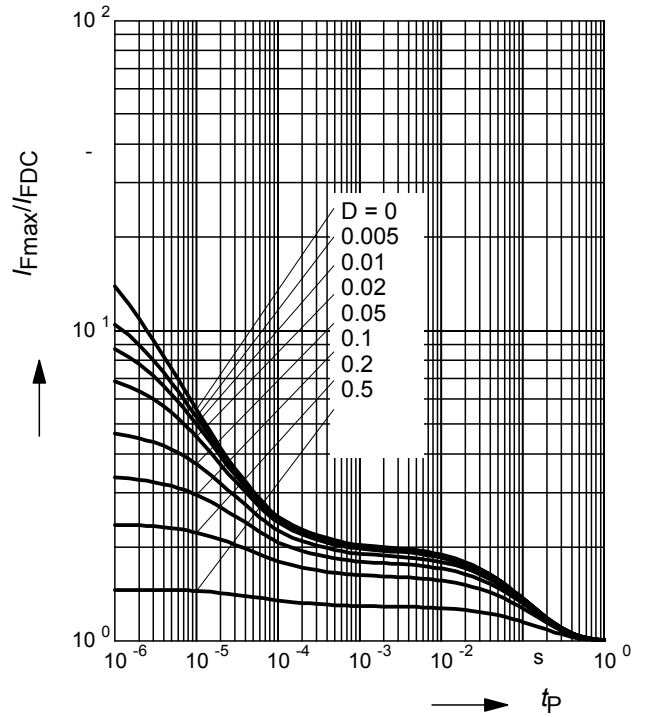
BAS70-04, BAS70-06



**Permissible Pulse Load**

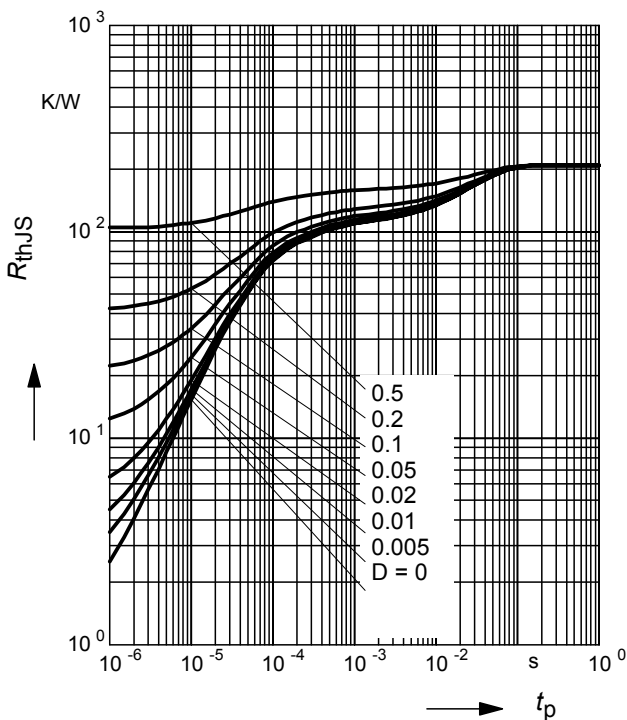
$I_{Fmax} / I_{FDC} = f(t_p)$

BAS70-04, BAS70-06



**Permissible Puls Load  $R_{thJS} = f(t_p)$**

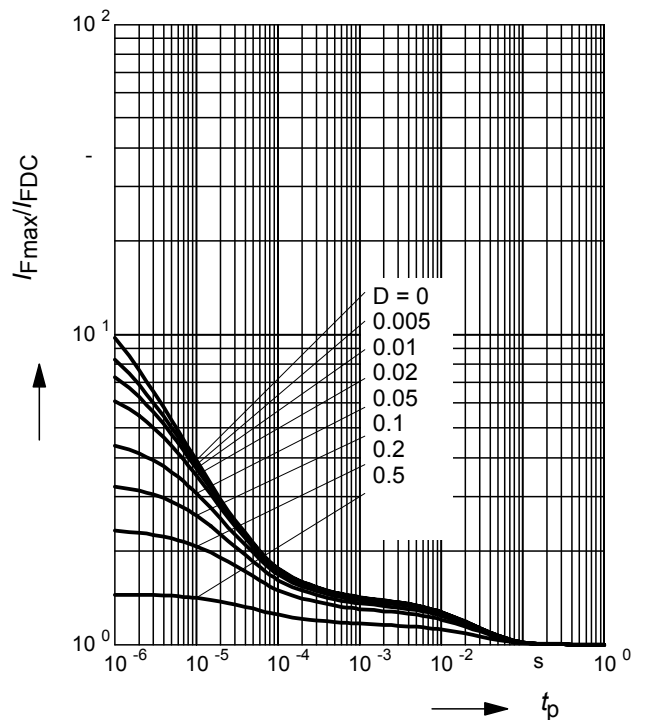
BAS70-04S



**Permissible Pulse Load**

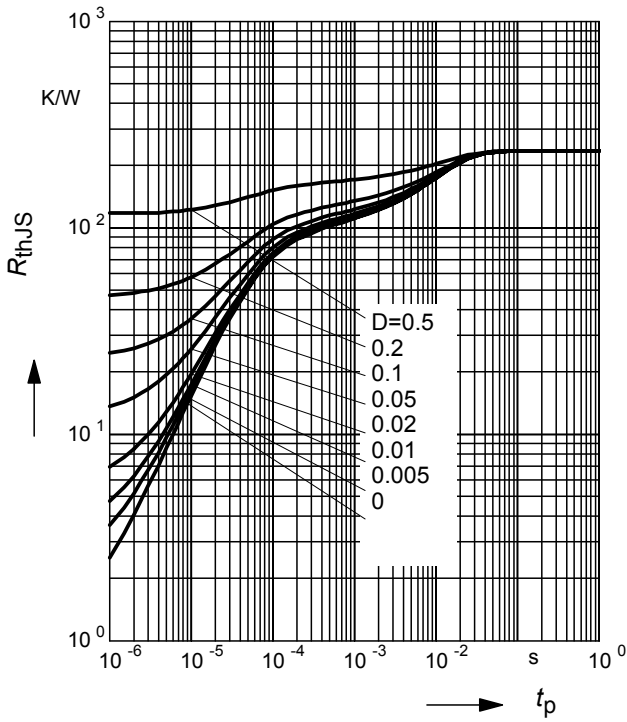
$I_{Fmax} / I_{FDC} = f(t_p)$

BAS70-04S



**Permissible Puls Load  $R_{thJS} = f(t_p)$**

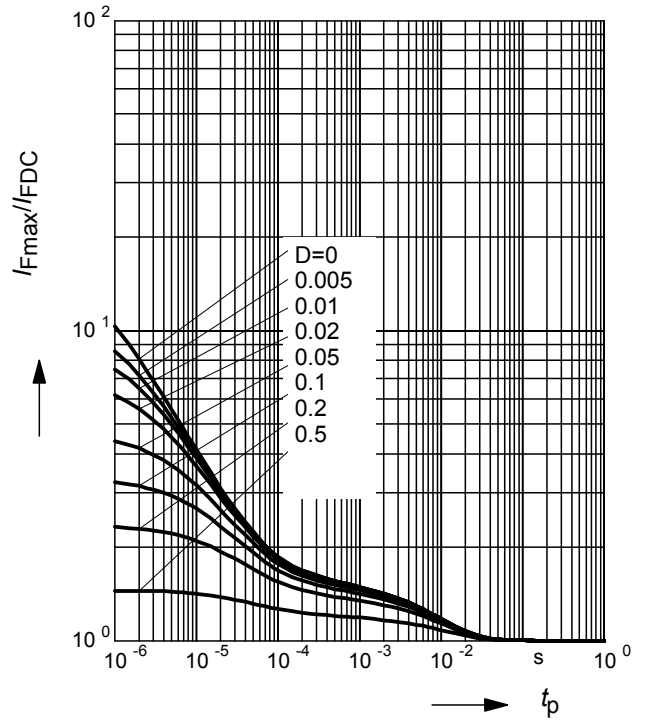
BAS70-04T



**Permissible Pulse Load**

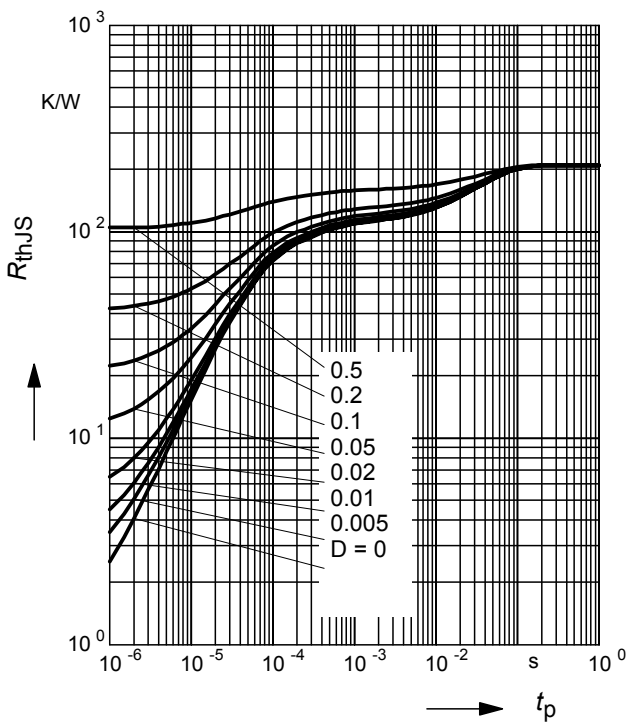
$I_{Fmax} / I_{FDC} = f(t_p)$

BAS70-04T



**Permissible Puls Load  $R_{thJS} = f(t_p)$**

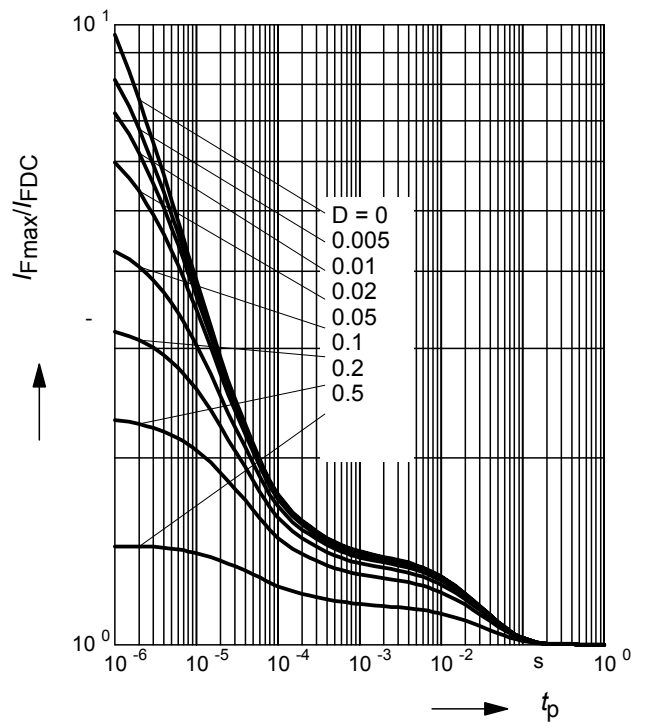
BAS70-04W, BAS70-06W



**Permissible Pulse Load**

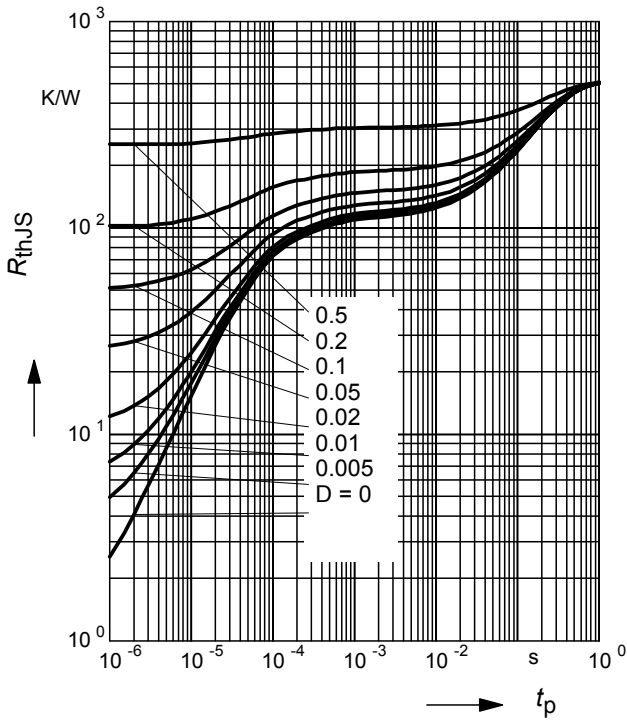
$I_{Fmax} / I_{FDC} = f(t_p)$

BAS70-04W, BAS70-06W



**Permissible Puls Load  $R_{thJS} = f(t_p)$**

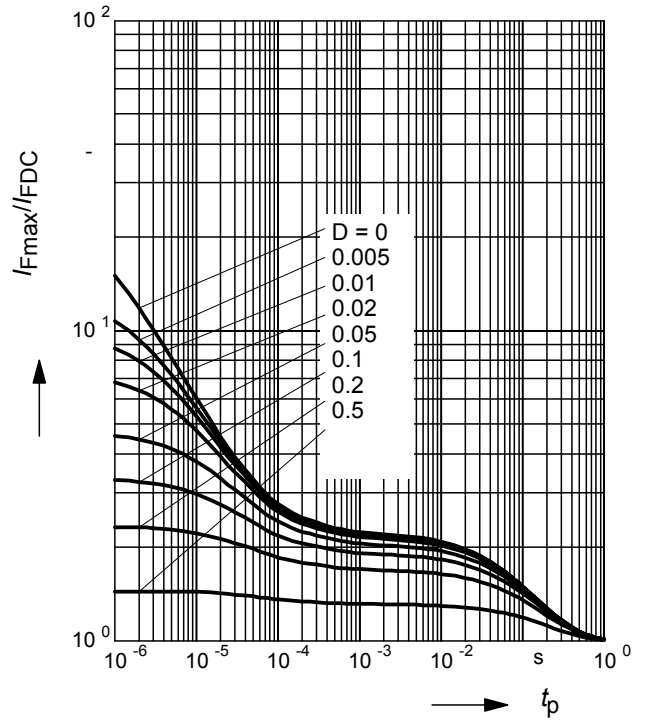
BAS70-05



**Permissible Pulse Load**

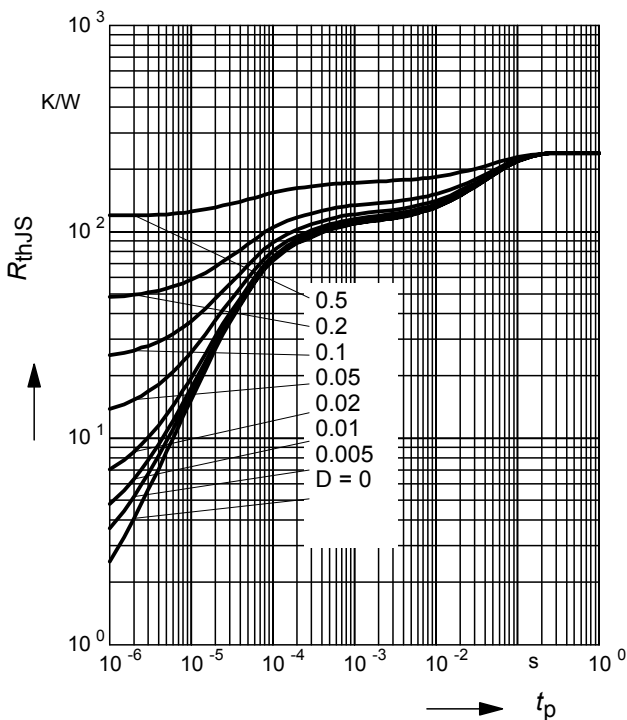
$I_{Fmax} / I_{FDC} = f(t_p)$

BAS70-05



**Permissible Puls Load  $R_{thJS} = f(t_p)$**

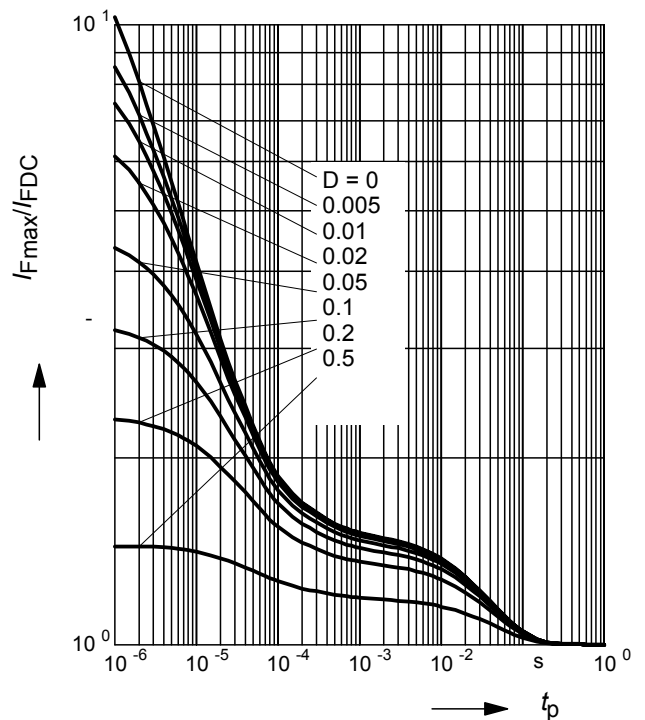
BAS70-05W



**Permissible Pulse Load**

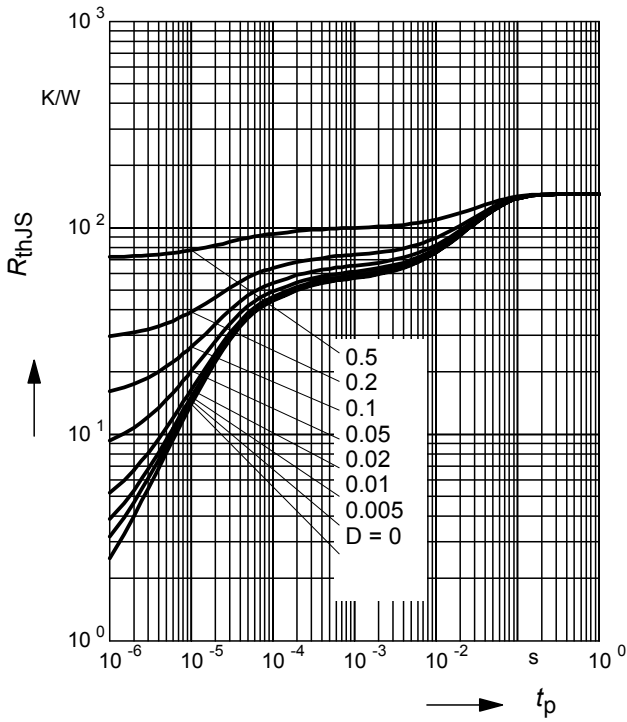
$I_{Fmax} / I_{FDC} = f(t_p)$

BAS70-05W



**Permissible Puls Load  $R_{thJS} = f(t_p)$**

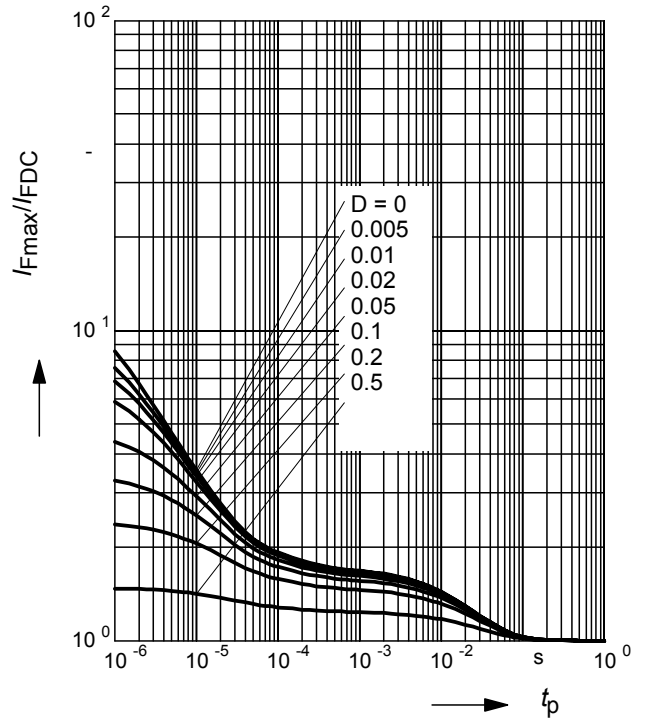
BAS70-07W



**Permissible Pulse Load**

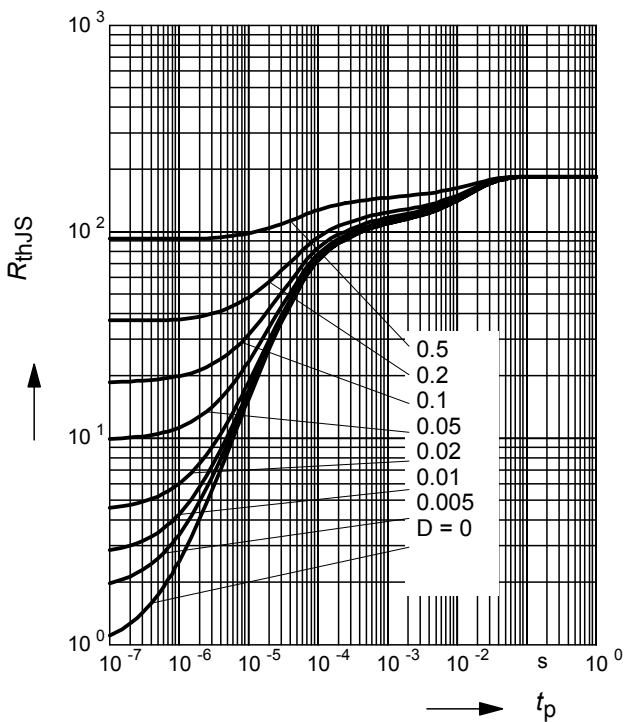
$I_{Fmax} / I_{FDC} = f(t_p)$

BAS70-07W



**Permissible Puls Load  $R_{thJS} = f(t_p)$**

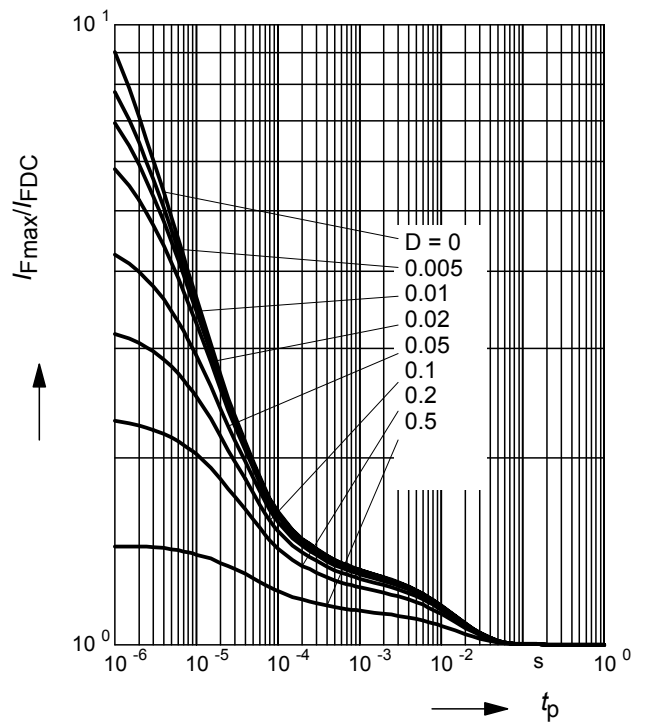
BAS170W



**Permissible Pulse Load**

$I_{Fmax} / I_{FDC} = f(t_p)$

BAS170W





LittleDiode supplies new, hard to find or obsolete electronic components and semiconductors all over the world.

With over two million different components listed you are sure to find the part you need.

Feel free to visit us today at our online store:

[LittleDiode.com](http://LittleDiode.com)

Looking forward to providing you with the best possible service.