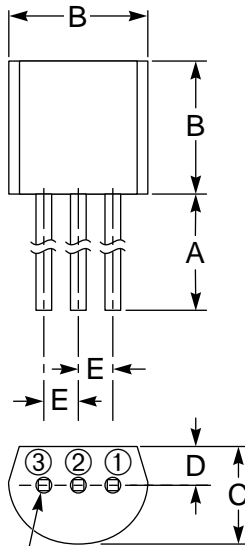


Lead-Mount, Phase Control SCR 0.3 Amperes/400 Volts


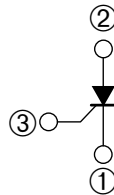
OUTLINE DRAWING



CIRCUMSCRIBE
CIRCLE F - DIA.

CONNECTION DIAGRAM

- ① CATHODE
- ② ANODE
- ③ GATE



Description:

The Powerex CR02AM Phase Control SCRs are planar passivated thyristors for use in low power control and rectification. These devices are molded silicone plastic types.

Features:

- Planar Passivation
- Short Turn-on Time – Suitable to Pulse Use

Applications:

- Phase Control
- Triggering of High Power Thyristors, Pulse Generators and Counters
- Static Switch
- Motor Control
- Strobe Flasher

Ordering Information:

Example: Select the complete seven digit part number you desire from the table - i.e. CR02AM-8 is a 400 Volt, 0.3 Ampere Phase Control SCR.

Type	V _{DRM} /V _{RRM} Volts	Code
CR02AM	400	-8

Outline Drawing (Conforms to JEDEC TO-92)

Dimensions	Inches	Millimeters
A	0.49 Min.	12.5 Min.
B	0.20 Max.	5.0 Max.
C	0.15 Max.	3.9 Max.
D	0.05	1.3
E	0.049	1.25
F	0.028 Dia.	0.7 Dia.



Powerex, Inc., 200 Hillis Street, Youngwood, Pennsylvania 15697-1800 (412) 925-7272

CR02AM

Lead-Mount, Phase Control SCR

0.3 Amperes/400 Volts

Absolute Maximum Ratings, $T_a = 25\text{ }^\circ\text{C}$ unless otherwise specified

Ratings	Symbol	CR02AM-8	Units
Repetitive Peak Off-state Voltage	V_{DRM}	400	Volts
Repetitive Peak Reverse Voltage	V_{RRM}	400	Volts
Non-repetitive Peak Reverse Voltage	V_{RSM}	500	Volts
DC Reverse Voltage	$V_{R(DC)}$	320	Volts
DC Forward Voltage	$V_{D(DC)}$	320	Volts
RMS On-state Current	$I_{T(RMS)}$	0.47	Amperes
Average On-state Current (Nominal, See Graphs) $T_a = 30\text{ }^\circ\text{C}$	$I_{T(avg)}$	0.3	Amperes
Non-repetitive Peak Surge, On-state Current One Cycle (60 Hz)	I_{TSM}	10	Amperes
I^2t for Fusing, $t = 8.3\text{ msec}$	I^2t	0.4	$A^2\text{sec}$
Peak Gate Power Dissipation	P_{GM}	0.1	Watts
Average Gate Power Dissipation	$P_{G(avg)}$	0.01	Watts
Peak Forward Gate Current	I_{FGM}	0.1	Amperes
Peak Forward Gate Voltage	V_{FGM}	6	Volts
Peak Reverse Gate Voltage	V_{RGM}	6	Volts
Storage Temperature	T_{stg}	-40 to 125	$^\circ\text{C}$
Operating Temperature	T_j	-40 to 125	$^\circ\text{C}$
Weight	–	0.23	Grams

CR02AM

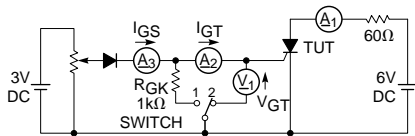
Lead-Mount, Phase Control SCR

0.3 Amperes/400 Volts

Electrical and Thermal Characteristics, $T_j = 25\text{ }^\circ\text{C}$ unless otherwise specified

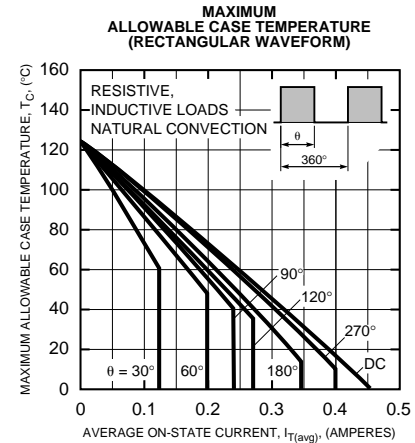
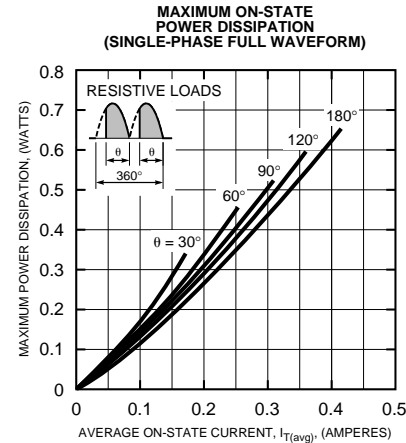
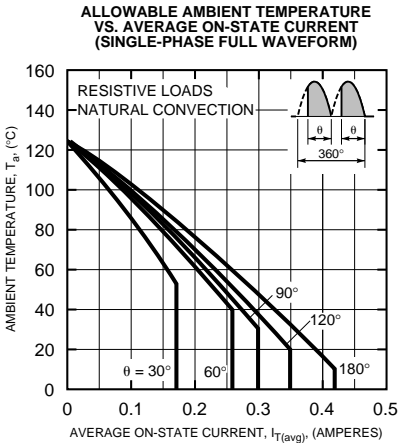
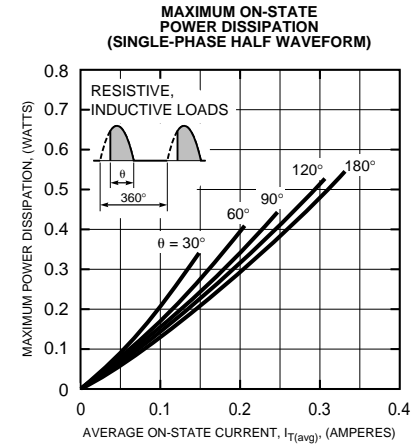
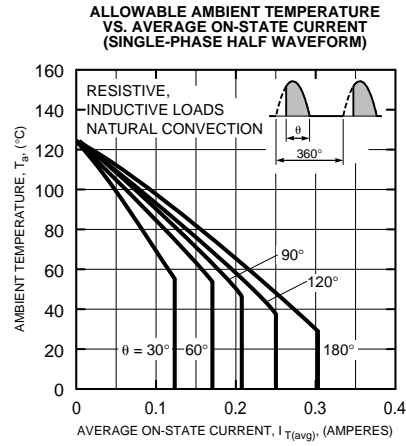
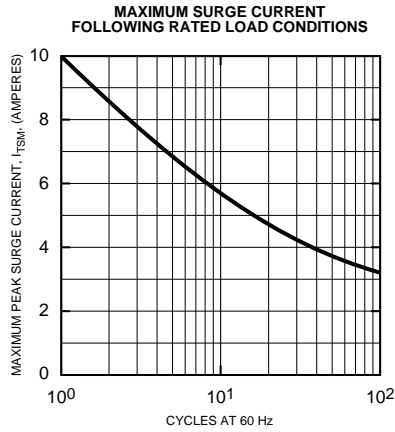
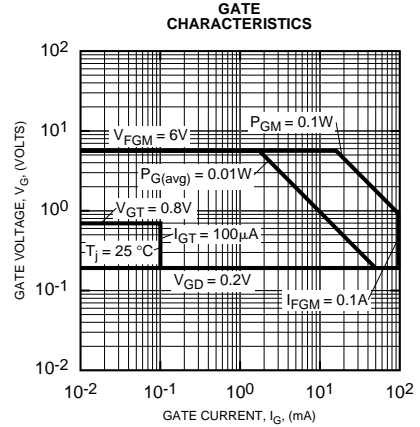
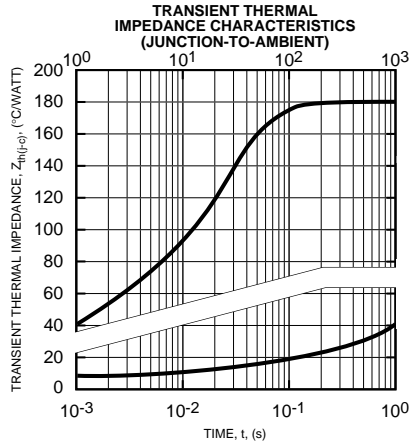
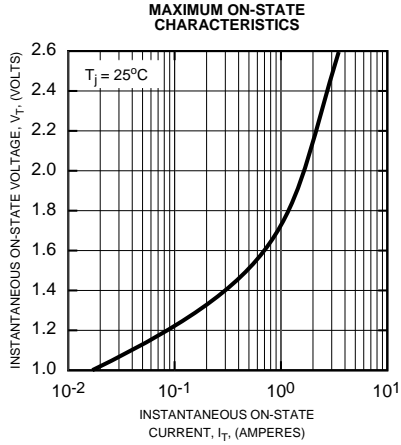
Characteristics	Symbol	Test Conditions	Min.	Typ.	Max.	Units
Voltage – Blocking State						
Peak Forward Leakage	I_{DRM}	$T_j = 125^\circ\text{C}, V_D = V_{DRM}$	–	–	0.1	mA
Peak Reverse Leakage	I_{RRM}	$T_j = 125^\circ\text{C}, V_R = V_{RRM}$	–	–	0.1	mA
Current – Conducting State						
Peak On-state Voltage	V_{TM}	$T_a = 25^\circ\text{C}, I_{TM} = 0.6\text{A}$	–	–	1.6	Volts
DC Holding Current	I_H	$V_D = 12\text{V}, R_{GK} = 1\text{k}\Omega, T_j = 25^\circ\text{C}$	–	–	3.0	mA
Thermal Resistance, Junction-to-ambient	$R_{th(j-a)}$	–	–	–	180	$^\circ\text{C/W}$
Gate – Parameters						
Gate Current to Trigger†	I_{GT}	$V_D = 6\text{V}, R_L = 60\Omega, T_j = 25^\circ\text{C}$	1	–	100	μA
Gate Voltage to Trigger†	V_{GT}	$V_D = 6\text{V}, R_L = 60\Omega, T_j = 25^\circ\text{C}$	–	–	0.8	Volts
Non-triggering Gate Voltage	V_{GD}	$V_D = 1/2V_{DRM}, R_{GK} = 1\text{k}\Omega, T_j = 125^\circ\text{C}$	0.2	–	–	Volts

† I_{GT}, V_{GT} measurement circuit



SWITCH 1: I_{GT} Measurement
 SWITCH 2: V_{GT} Measurement
 (Inner resistance of voltage meter is about 1kΩ)

CR02AM
Lead-Mount, Phase Control SCR
 0.3 Amperes/400 Volts



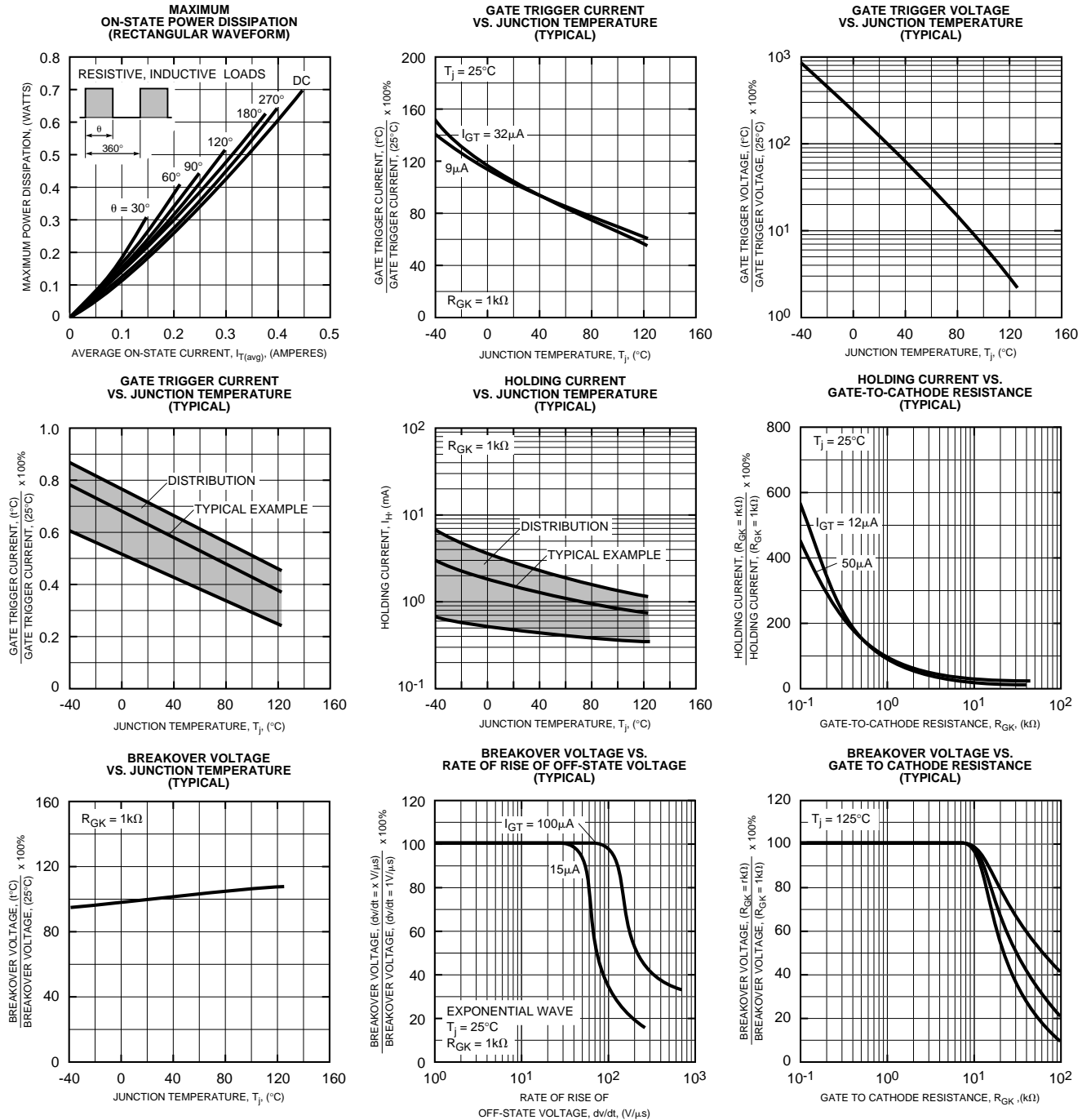


Powerex, Inc., 200 Hillis Street, Youngwood, Pennsylvania 15697-1800 (412) 925-7272

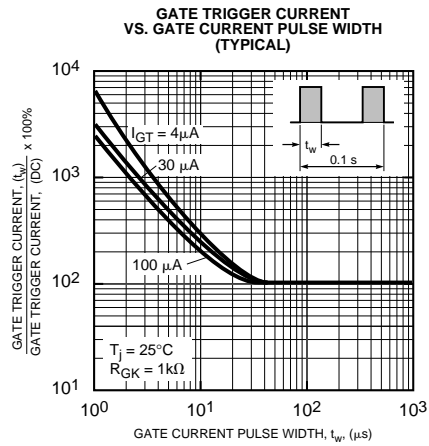
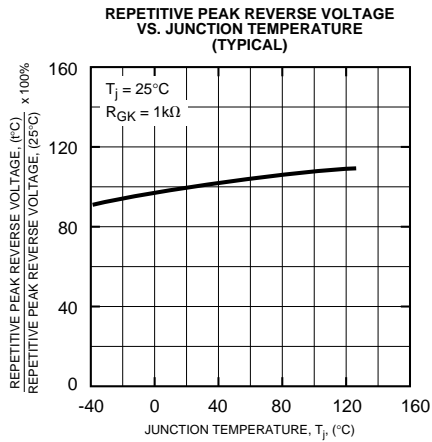
CR02AM

Lead-Mount, Phase Control SCR

0.3 Amperes/400 Volts



CR02AM
Lead-Mount, Phase Control SCR
 0.3 Amperes/400 Volts





LittleDiode supplies new, hard to find or obsolete electronic components and semiconductors all over the world.

With over two million different components listed you are sure to find the part you need.

Feel free to visit us today at our online store:

LittleDiode.com

Looking forward to providing you with the best possible service.