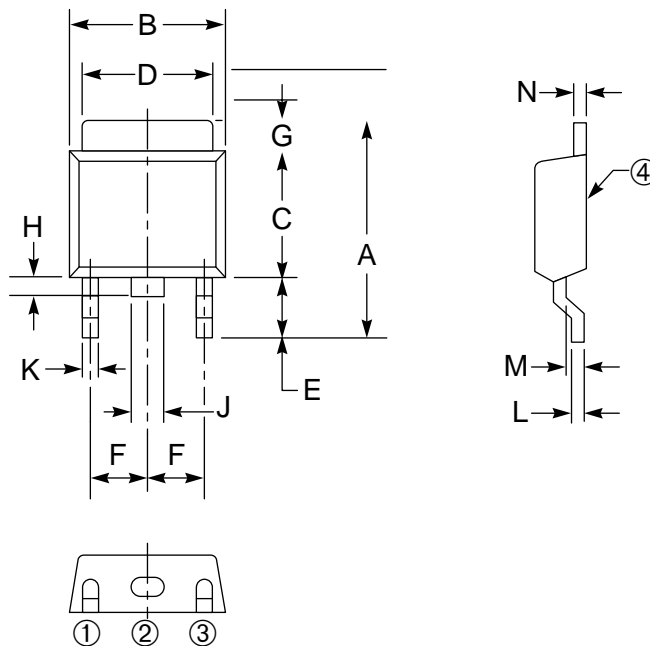



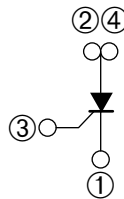
Surface Mount, Phase Control SCR 5 Amperes/400-600 Volts

OUTLINE DRAWING



CONNECTION DIAGRAM

- ① CATHODE
- ② ANODE
- ③ GATE
- ④ ANODE



Description:

The Powerex CR5AS SCRs are surface mounted for use in medium power control and rectification. These devices are molded silicone plastic types.

Features:

- Surface Mount Type
- Glass Passivated
- Easy Application to Printed Circuits
- High Surge On-state Current

Applications:

- Static Switches
- Motor Control
- Strobe Flasher

Ordering Information:

Example: Select the complete six or seven digit part number you desire from the table - i.e. CR5AS-12 is a 600 Volt, 5 Ampere Phase Control SCR.

Outline Drawing (Conforms to MP-3)

Dimensions	Inches	Millimeters
A	0.39 Max.	10 Max.
B	0.26	6.5
C	0.22 ± 0.008	5.5 ± 0.2
D	0.20 ± 0.008	5.0 ± 0.2
E	0.18	4.6
F	0.09 Min.	2.3 Min.
G	0.09	2.3

Dimensions	Inches	Millimeters
H	0.06 ± 0.008	1.5 ± 0.2
J	0.040	1.01
K	0.035 Max.	0.9 Max.
L	0.035 Max.	0.9 Max.
M	0.31	0.8
N	0.020 ± 0.004	0.5 ± 0.1

Type	V _{DRM} /V _{RRM} Volts	Code
CR5AS	400	-8
	600	-12



Powerex, Inc., 200 Hillis Street, Youngwood, Pennsylvania 15697-1800 (412) 925-7272

CR5AS
Surface Mount, Phase Control SCR
5 Amperes/400-600 Volts

Absolute Maximum Ratings, $T_a = 25\text{ }^\circ\text{C}$ unless otherwise specified

Ratings	Symbol	CR5AS-8	CR5AS-12	Units
Repetitive Peak Off-state Voltage	V_{DRM}	400	600	Volts
Repetitive Peak Reverse Voltage	V_{RRM}	400	600	Volts
Non-repetitive Peak Reverse Voltage	V_{RSM}	500	720	Volts
DC Reverse Voltage	$V_{R(DC)}$	320	480	Volts
DC Forward Voltage	$V_{D(DC)}$	320	480	Volts
RMS On-state Current	$I_{T(RMS)}$	7.8	7.8	Amperes
Average On-state Current (Nominal, See Graphs) $T_a = 88\text{ }^\circ\text{C}$	$I_{T(avg)}$	5	5	Amperes
Non-repetitive Peak Surge, On-state Current One Cycle (60 Hz)	I_{TSM}	90	90	Amperes
I^2t for Fusing, $t = 8.3\text{ msec}$	I^2t	33	33	$A^2\text{sec}$
Peak Gate Power Dissipation	P_{GM}	0.5	0.5	Watts
Average Gate Power Dissipation	$P_{G(avg)}$	0.1	0.1	Watts
Peak Forward Gate Current	I_{FGM}	0.3	0.3	Amperes
Peak Forward Gate Voltage	V_{FGM}	6	6	Volts
Peak Reverse Gate Voltage	V_{RGM}	6	6	Volts
Storage Temperature	T_{stg}	-40 to 125	-40 to 125	$^\circ\text{C}$
Operating Junction Temperature	T_j	-40 to 125	-40 to 125	$^\circ\text{C}$
Weight	-	0.26	0.26	Grams

CR5AS

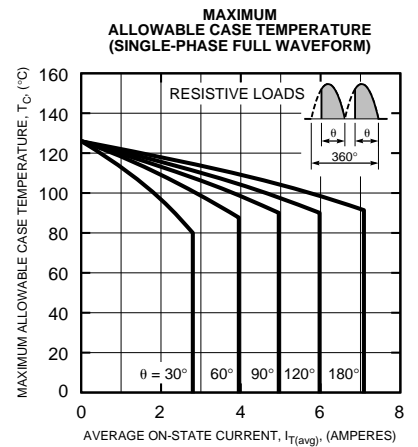
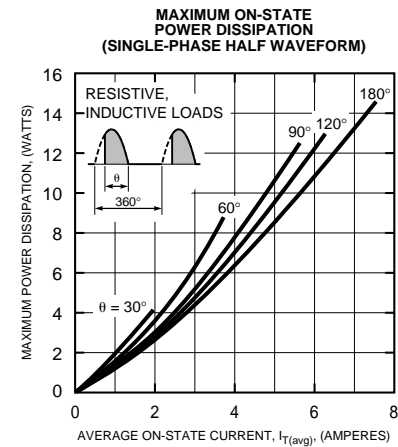
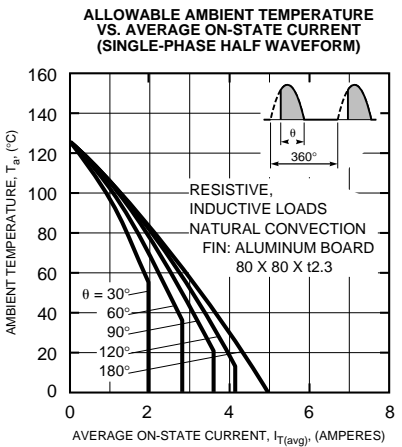
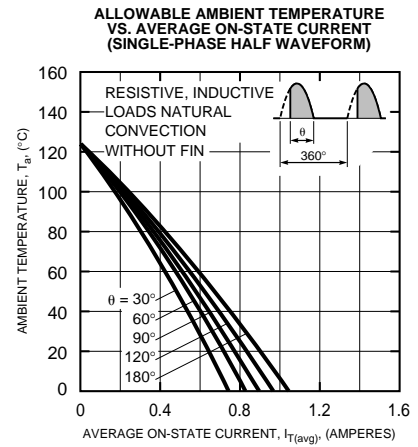
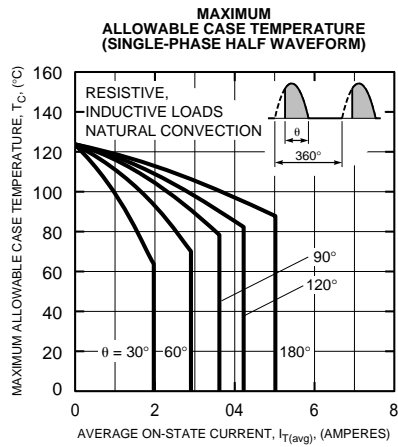
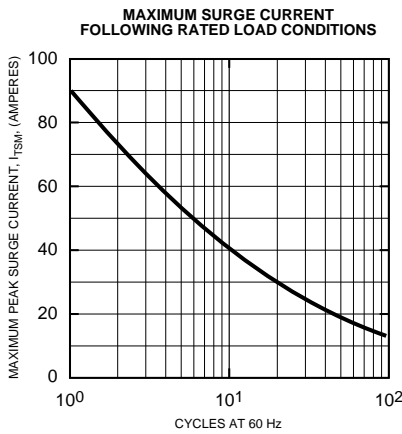
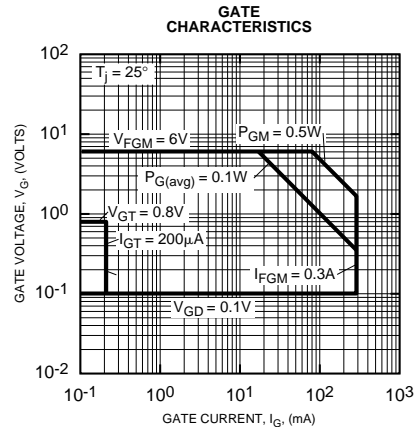
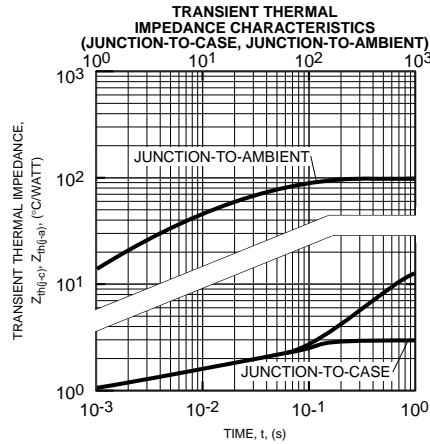
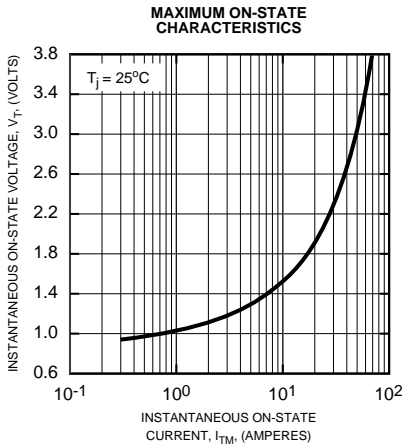
Surface Mount, Phase Control SCR

5 Amperes/400-600 Volts

Electrical and Thermal Characteristics, $T_j = 25\text{ }^\circ\text{C}$ unless otherwise specified

Characteristics	Symbol	Test Conditions	Min.	Typ.	Max.	Units
Voltage – Blocking State						
Peak Forward Leakage	I_{DRM}	$T_j = 125^\circ\text{C}, V_D = V_{DRM}$	–	–	2.0	mA
Peak Reverse Leakage	I_{RRM}	$T_j = 125^\circ\text{C}, V_R = V_{RRM}$	–	–	2.0	mA
Current – Conducting State						
Peak On-state Voltage	V_{TM}	$T_c = 25^\circ\text{C}, I_{TM} = 2.5\text{A}$	–	–	1.8	Volts
DC Holding Current	I_H	$V_D = 12\text{V}, R_{GK} = 1\text{k}\Omega, T_j = 25^\circ\text{C}$	–	3.5	–	mA
Maximum Thermal Resistance						
Junction-to-case	$R_{th(j-c)}$	–	–	–	3.0	$^\circ\text{C/W}$
Gate – Parameters						
Gate Current to Trigger	I_{GT}	$V_D = 6\text{V}, R_L = 60\Omega, T_j = 25^\circ\text{C}$	1	–	200	μA
Gate Voltage to Trigger	V_{GT}	$V_D = 6\text{V}, R_L = 60\Omega, T_j = 25^\circ\text{C}$	–	–	0.8	Volts
Non-triggering Gate Voltage	V_{GD}	$V_D = 1/2V_{DRM}, R_{GK} = 1\text{k}\Omega, T_j = 125^\circ\text{C}$	0.1	–	–	Volts

CR5AS
Surface Mount, Phase Control SCR
 5 Amperes/400-600 Volts

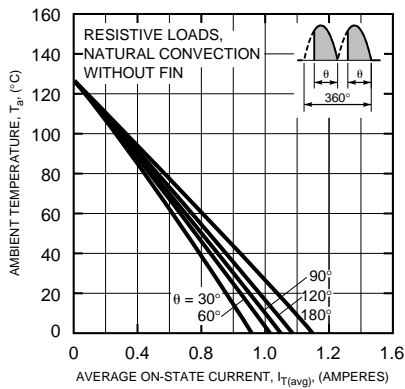


CR5AS

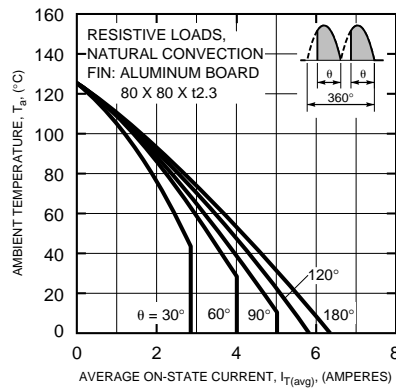
Surface Mount, Phase Control SCR

5 Amperes/400-600 Volts

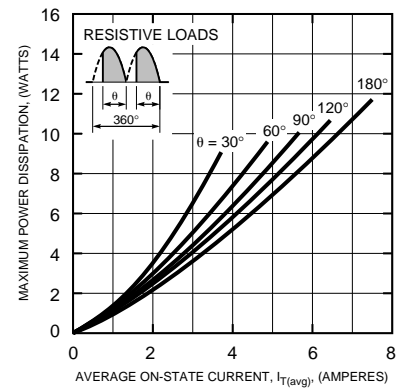
ALLOWABLE AMBIENT TEMPERATURE VS. AVERAGE ON-STATE CURRENT (SINGLE-PHASE FULL WAVEFORM)



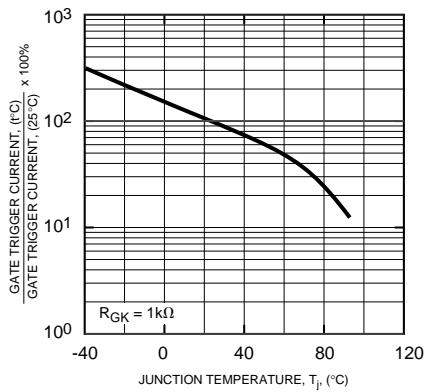
ALLOWABLE AMBIENT TEMPERATURE VS. AVERAGE ON-STATE CURRENT (SINGLE-PHASE FULL WAVEFORM)



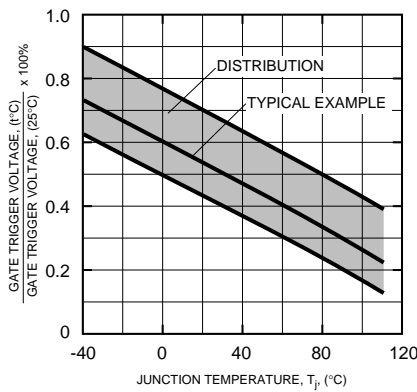
MAXIMUM ON-STATE POWER DISSIPATION (SINGLE-PHASE FULL WAVEFORM)



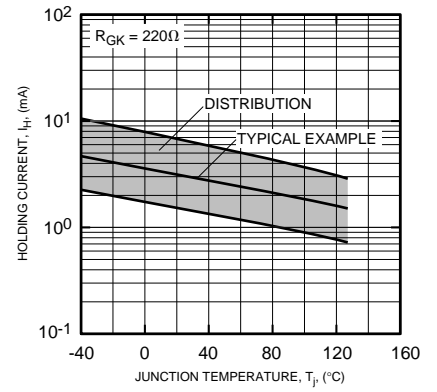
GATE TRIGGER CURRENT VS. JUNCTION TEMPERATURE (TYPICAL)



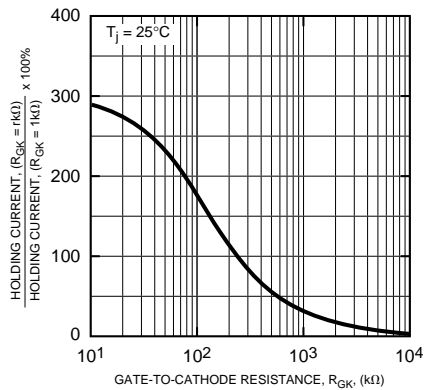
GATE TRIGGER VOLTAGE VS. JUNCTION TEMPERATURE (TYPICAL)



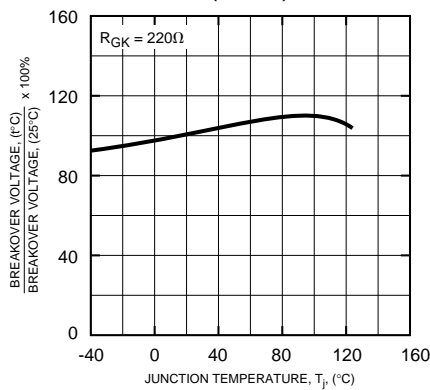
HOLDING CURRENT VS. JUNCTION TEMPERATURE (TYPICAL)



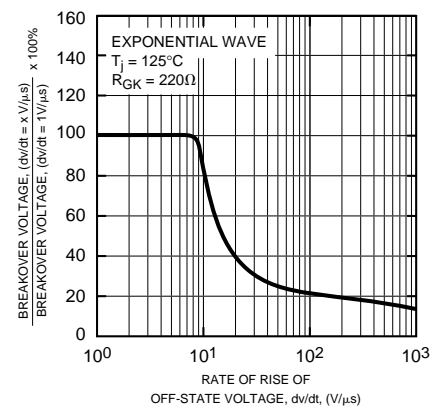
HOLDING CURRENT VS. GATE-TO-CATHODE RESISTANCE (TYPICAL)



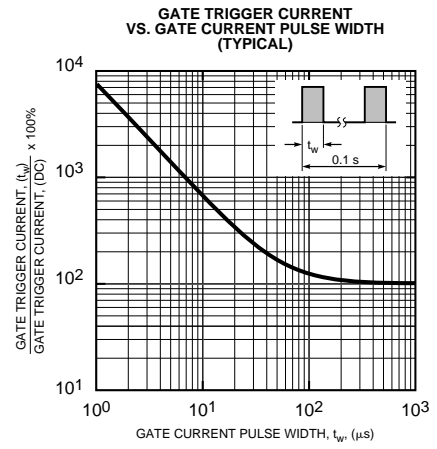
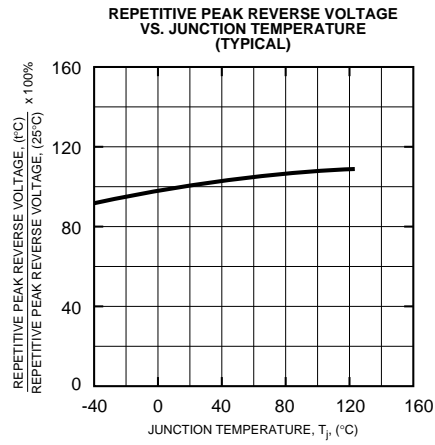
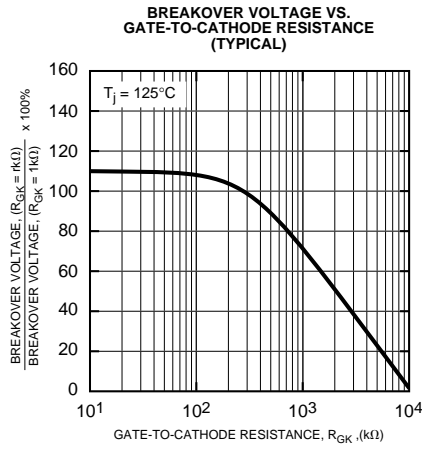
BREAKOVER VOLTAGE VS. JUNCTION TEMPERATURE (TYPICAL)



BREAKOVER VOLTAGE VS. RATE OF RISE OF OFF-STATE VOLTAGE (TYPICAL)



CR5AS
Surface Mount, Phase Control SCR
 5 Amperes/400-600 Volts





LittleDiode supplies new, hard to find or obsolete electronic components and semiconductors all over the world.

With over two million different components listed you are sure to find the part you need.

Feel free to visit us today at our online store:

LittleDiode.com

Looking forward to providing you with the best possible service.