

> **Features**

- High Speed Switching
- Low On-Resistance
- No Secondary Breakdown
- Low Driving Power
- High Voltage
- $V_{GS} = \pm 30V$  Guarantee
- Repetitive Avalanche Rated

> **Applications**

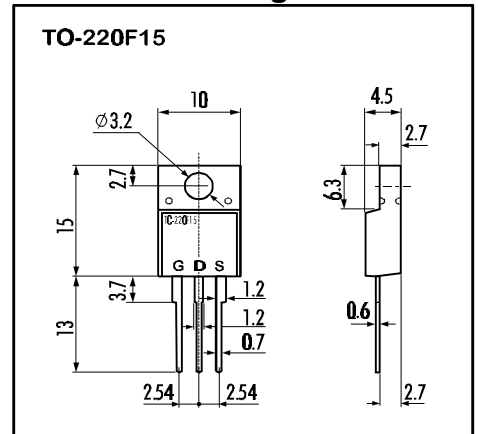
- Switching Regulators
- UPS
- DC-DC converters
- General Purpose Power Amplifier

> **Maximum Ratings and Characteristics**

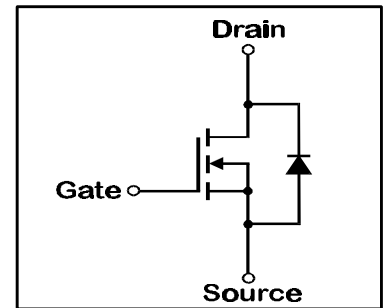
- Absolute Maximum Ratings ( $T_C=25^\circ C$ ), unless otherwise specified

Item	Symbol	Rating	Unit
Drain-Source-Voltage	$V_{DS}$	600	V
Continous Drain Current	$I_D$	10	A
Pulsed Drain Current	$I_{D(puls)}$	36	A
Gate-Source-Voltage	$V_{GS}$	$\pm 30$	V
Repetitive or Non-Repetitive ( $T_{ch} \leq 150^\circ C$ )	$I_{AR}$	10	A
Avalanche Energy	$E_{AS}$	64,7	mJ
Max. Power Dissipation	$P_D$	50	W
Operating and Storage Temperature Range	$T_{ch}$	150	$^\circ C$
	$T_{stg}$	-55 ~ +150	$^\circ C$

> **Outline Drawing**



> **Equivalent Circuit**



- Electrical Characteristics ( $T_C=25^\circ C$ ), unless otherwise specified

Item	Symbol	Test conditions	Min.	Typ.	Max.	Unit
Drain-Source Breakdown-Voltage	$V_{(BR)DSS}$	$I_D=1mA$ $V_{GS}=0V$	600			V
Gate Threshold Voltage	$V_{GS(th)}$	$I_D=1mA$ $V_{DS}=V_{GS}$	3,5	4,0	4,5	V
Zero Gate Voltage Drain Current	$I_{DSS}$	$V_{DS}=600V$ $T_{ch}=25^\circ C$		10	500	$\mu A$
		$V_{GS}=0V$ $T_{ch}=125^\circ C$		0,2	1,0	mA
Gate Source Leakage Current	$I_{GSS}$	$V_{GS}=\pm 30V$ $V_{DS}=0V$		10	100	nA
Drain Source On-State Resistance	$R_{DS(on)}$	$I_D=4,5A$ $V_{GS}=10V$		0,85	1,0	$\Omega$
Forward Transconductance	$g_{fs}$	$I_D=5A$ $V_{DS}=25V$	3	6		S
Input Capacitance	$C_{iss}$	$V_{DS}=25V$		1100	1700	pF
Output Capacitance	$C_{oss}$	$V_{GS}=0V$		170	260	pF
Reverse Transfer Capacitance	$C_{rss}$	$f=1MHz$		75	120	pF
Turn-On-Time $t_{on}$ ( $t_{on}=t_{d(on)}+t_r$ )	$t_{d(on)}$	$V_{CC}=300V$		25	40	ns
	$t_r$	$I_D=10A$		70	110	ns
Turn-Off-Time $t_{off}$ ( $t_{off}=t_{d(off)}+t_f$ )	$t_{d(off)}$	$V_{GS}=10V$		75	120	ns
	$t_f$	$R_{GS}=10\Omega$		40	60	ns
Avalanche Capability	$I_{AV}$	$L=100\mu H$ $T_{ch}=25^\circ C$	10			A
Diode Forward On-Voltage	$V_{SD}$	$I_F=2I_{DR}$ $V_{GS}=0V$ $T_{ch}=25^\circ C$		1,0	1,5	V
Reverse Recovery Time	$t_{rr}$	$I_F=I_{DR}$ $V_{GS}=0V$		500		ns
Reverse Recovery Charge	$Q_{rr}$	$-dI_F/dt=100A/\mu s$ $T_{ch}=25^\circ C$		6,5		$\mu C$

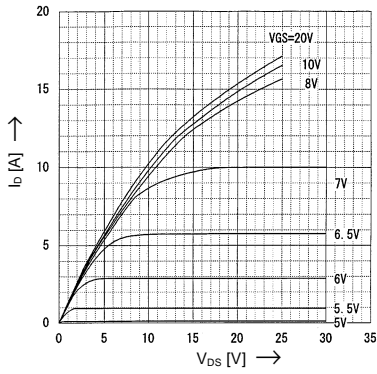
- Thermal Characteristics

Item	Symbol	Test conditions	Min.	Typ.	Max.	Unit
Thermal Resistance	$R_{th(ch-a)}$	channel to air			62,5	$^\circ C/W$
	$R_{th(ch-c)}$	channel to case			2,5	$^\circ C/W$

### > Characteristics

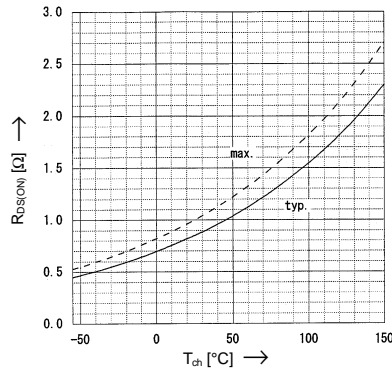
Typical Output Characteristics

$I_D=f(V_{DS}); 80\mu s$  pulse test;  $T_C=25^\circ C$



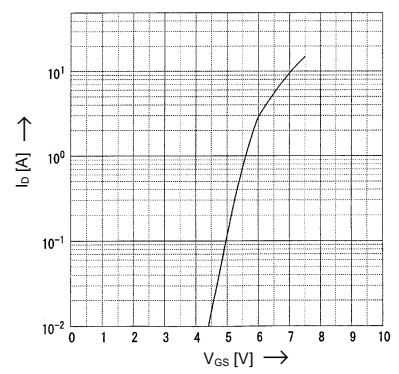
Drain-Source On-State Resistance vs.  $T_{ch}$

$R_{DS(on)}=f(T_{ch}); I_D=4.5A; V_{GS}=10V$



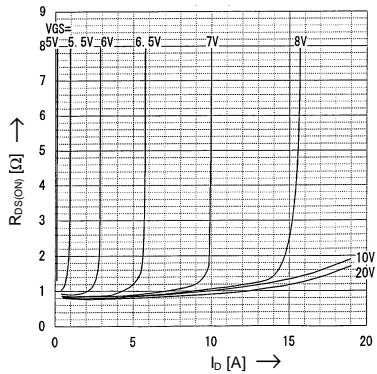
Typical Transfer Characteristics

$I_D=f(V_{GS}); 80\mu s$  pulse test;  $V_{DS}=25V; T_{ch}=25^\circ C$



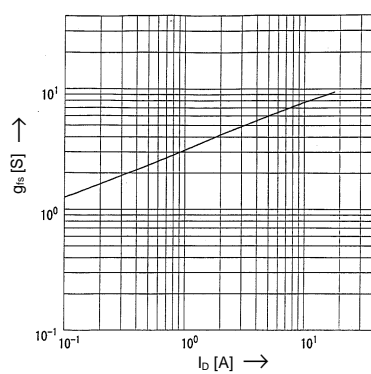
Typical Drain-Source On-State-Resistance vs.  $I_D$

$R_{DS(on)}=f(I_D); 80\mu s$  pulse test;  $T_C=25^\circ C$



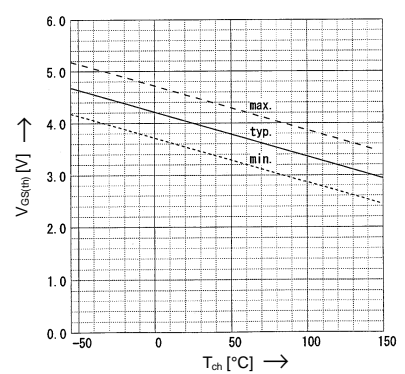
Typical Forward Transconductance vs.  $I_D$

$g_{fs}=f(I_D); 80\mu s$  pulse test;  $V_{DS}=25V; T_{ch}=25^\circ C$



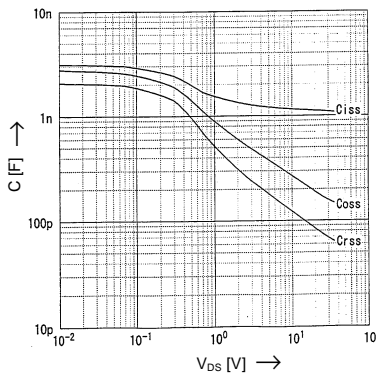
Gate Threshold Voltage vs.  $T_{ch}$

$V_{GS(th)}=f(T_{ch}); I_D=1mA; V_{DS}=V_{GS}$



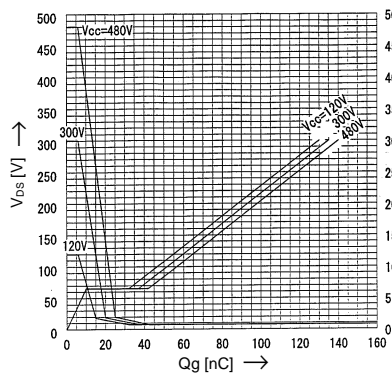
Typical Capacitances vs.  $V_{DS}$

$C=f(V_{DS}); V_{GS}=0V; f=1MHz$



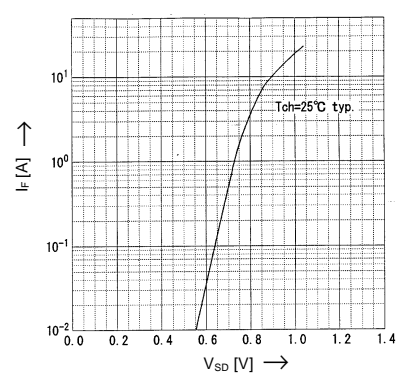
Typical Gate Charge Characteristic

$V_{GS}=f(Q_g); I_D=10A; T_C=25^\circ C$



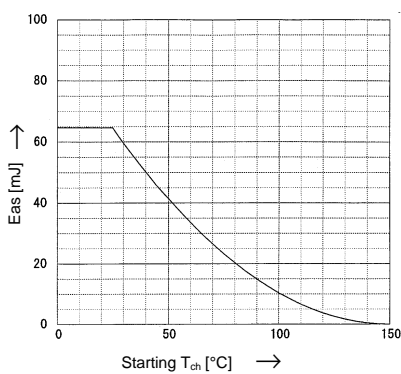
Forward Characteristics of Reverse Diode

$I_F=f(V_{SD}); 80\mu s$  pulse test;  $V_{GS}=0V$



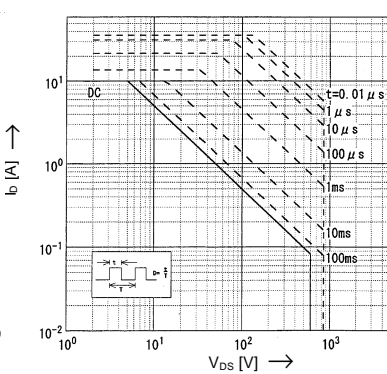
Avalanche Energy Derating

$E_{as}=f(\text{starting } T_{ch}); V_{CC}=60V; I_{AV}=10A$



Safe Operation Area

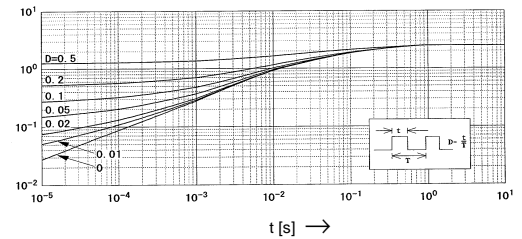
$I_D=f(V_{DS}); D=0.01; T_C=25^\circ C$



Transient Thermal Impedance

Transient Thermal Impedance

$Z_{th(ch-e)}=f(t)$  parameter:  $D=t/T$





LittleDiode supplies new, hard to find or obsolete electronic components and semiconductors all over the world.

With over two million different components listed you are sure to find the part you need.

Feel free to visit us today at our online store:

[LittleDiode.com](http://LittleDiode.com)

Looking forward to providing you with the best possible service.