



**VERY HIGH VOLTAGE FAST SWITCHING  
POWER DARLINGTON**

PRELIMINARY DATA

- HIGH VOLTAGE
- HIGH POWER
- HIGH SWITCHING SPEED
- EXCELLENT STABILITY


**CONSUMER APPLICATION**

- TV COLOR HORIZONTAL DEFLECTION


**DESCRIPTION**

The BU808FI and BU808DFI are silicon multiepitaxial mesa NPN transistors in monolithic Darlingtion configuration. An integrated base-emitter speed-up diode is included in the BU808DFI. They are fast switching, high voltage devices designed for use in colour television horizontal deflection circuits.

Both devices are packaged in the fully isolated ISOWATT218.



**INTERNAL SCHEMATIC DIAGRAM**



**ABSOLUTE MAXIMUM RATINGS**

Symbol	Parameter	Value	Unit
$V_{CES}$	Collector-emitter Voltage ( $V_{BE} = 0$ )	1400	V
$V_{CEO}$	Collector-emitter Voltage ( $I_B = 0$ )	700	V
$V_{EBO}$	Emitter-base Voltage ( $I_C = 0$ )	5	V
$I_C$	Collector Current	5	A
$I_{CM}$	Collector Peak Current ( $t_p < 10ms$ )	10	A
$I_B$	Base Current	3	A
$I_{BM}$	Base Peak Current ( $t_p < 10ms$ )	6	A
$P_{tot}$	Total Dissipation at $T_{amb} 25^\circ C$	50	W
$T_{stg}$	Storage Temperature	- 65 to 150	$^\circ C$
$T_j$	Max. Operating Junction Temperature	150	$^\circ C$

**THERMAL DATA**

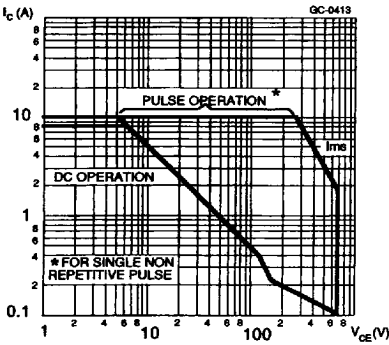
$R_{thj-case}$	Thermal Resistance Junction-case	Max.	2.5	°C/W
----------------	----------------------------------	------	-----	------

**ELECTRICAL CHARACTERISTICS** ( $T_{case} = 25^{\circ}C$  unless otherwise specified)

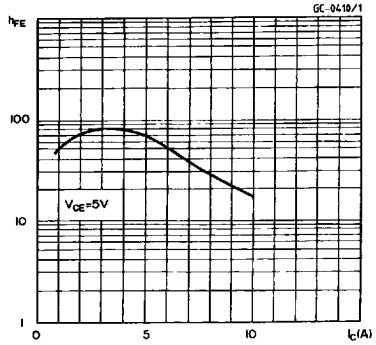
Symbol	Parameter	Test Conditions		Min.	Typ.	Max.	Unit
$I_{CES}$	Collector Cutoff Current ( $V_{BE} = 0$ )	$V_{CE} = 1400V$				400	$\mu A$
$I_{CEX}$	Collector Cutoff Current	$V_{CE} = 1000V \quad V_{BE} = -5V$				400	$\mu A$
$I_{EBO}$	Emitter Cutoff Current ( $I_C = 0$ )	$V_{EB} = 5V$				100	mA
$V_{CE(sat)}^*$	Collector-emitter Saturation Voltage	$I_C = 5A$	$I_B = 0.5A$			1.6	V
$V_{BE(sat)}^*$	Base-emitter Saturation Voltage	$I_C = 5A$	$I_B = 0.5A$			2	V
$h_{FE}^*$	DC Current Gain	$I_C = 5A$ $I_C = 5A$	$V_{CE} = 5V$ $V_{CE} = 5V \quad T_C = 100^{\circ}C$	25 15			
$V_F^*$	Diode Forward Voltage	$I_F = 5A$ for <b>BU808DFI</b>				3	V
$t_s$	INDUCTIVE LOAD Storage Time	$I_C = 5A$	$I_{B1} = 0.5A \quad V_{CC} = 150V$			3	$\mu s$
$t_f$	Fall Time	$V_{BEoff} = -5V$				0.8	$\mu s$
$t_s$	Storage Time	$I_C = 5A$	$I_{B1} = 0.5A \quad V_{CC} = 150V$		2		$\mu s$
$t_f$	Fall Time	$V_{BEoff} = -5V$	$T_C = 100^{\circ}C$		0.8		$\mu s$

\* Pulsed : Pulse duration = 300 $\mu s$ , duty cycle = 1.5%.

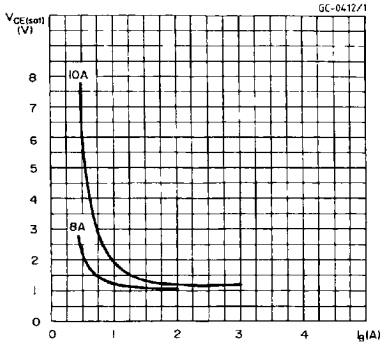
**Safe Operating Areas.**



**DC Current Gain.**



Collector Saturation Region.



Reverse biased SOA.

