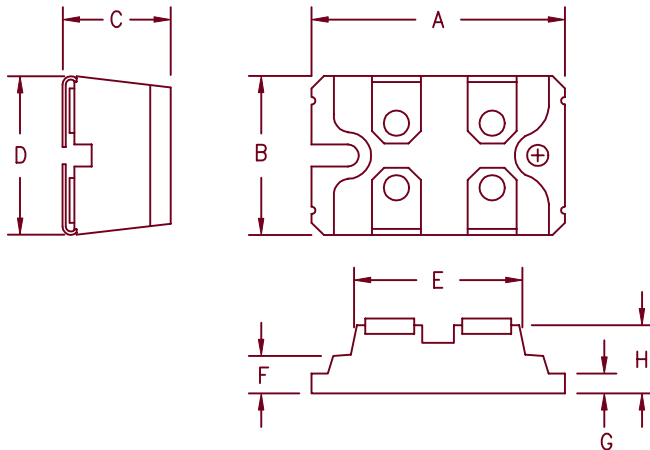
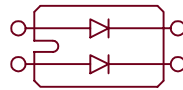


2 X 160A Schottky Barrier Rectifier SPB16035 — SPB16045



Dim.	Inches		Millimeter		Notes
	Minimum	Maximum	Minimum	Maximum	
A	1.494	1.504	37.95	38.20	
B	0.976	0.986	24.79	25.04	
C	0.472	0.480	12.00	12.24	
D	0.990	1.000	25.15	25.40	
E	1.049	1.059	26.67	26.90	
F	0.164	0.174	4.16	4.42	
G	0.080	0.084	2.03	2.13	
H	0.372	0.378	9.45	9.60	

SOT-227



Microsemi Catalog Number	Industry Part Number	Working Peak Reverse Voltage	Repetitive Peak Reverse Voltage
SPB16035		35V	35V
SPB16040		40V	40V
SPB16045	DSS2x121-0045B STPS24045TV	45V	45V

- 2500V isolation – Terminals to Base
- Low Forward Voltage Drop
- 2 Schottky Rectifiers in one pkg.
- 35–45V @ 160A/leg
- Low Switching losses

Electrical Characteristics

Average forward current per leg	$I_{F(AV)}$ 160 Amps	$T_C = 76^\circ\text{C}$
Average forward current per package	$I_{F(AV)}$ 320 Amps	$T_C = 76^\circ\text{C}$
Maximum surge current per leg	I_{FSM} 2500 Amps	8.3ms, half sine, $T_J = 175^\circ\text{C}$
Maximum repetitive reverse current per leg	$I_{R(OV)}$ 2 Amps	$f = 1\text{ KHz}, 25^\circ\text{C}, 1\ \mu\text{sec square wave}$
Max peak forward voltage per leg	V_{FM} 0.57 Volts	$I_{FM} = 160\text{A}; T_J = 25^\circ\text{C}^*$
Max peak reverse current per leg	I_{RM} 8 mA	$V_{RRM}, T_J = 25^\circ\text{C}^*$
Max peak reverse current per leg	V_{ISOL} 2500 VDC	any terminal to base
Typical junction capacitance per leg	C_J 7000 pF	$V_R = 5.0\text{V}, T_J = 25^\circ\text{C}$

*Pulse test: Pulse width 300 μsec , Duty cycle 2%

Thermal and Mechanical Characteristics

Storage temp range	T_{STG}	-55°C to 175°C
Operating junction temp range	T_J	-55°C to 150°C
Max thermal resistance per leg	$R_{\theta JC}$	0.35°C/W
Max thermal resistance per pkg	$R_{\theta JC}$	0.18°C/W
Mounting Torque		9–13 inch pounds
Weight		1.1 ounces (30 grams) typical

SPB16035 — SPB16045

Figure 1
Typical Forward Characteristics — Per Leg

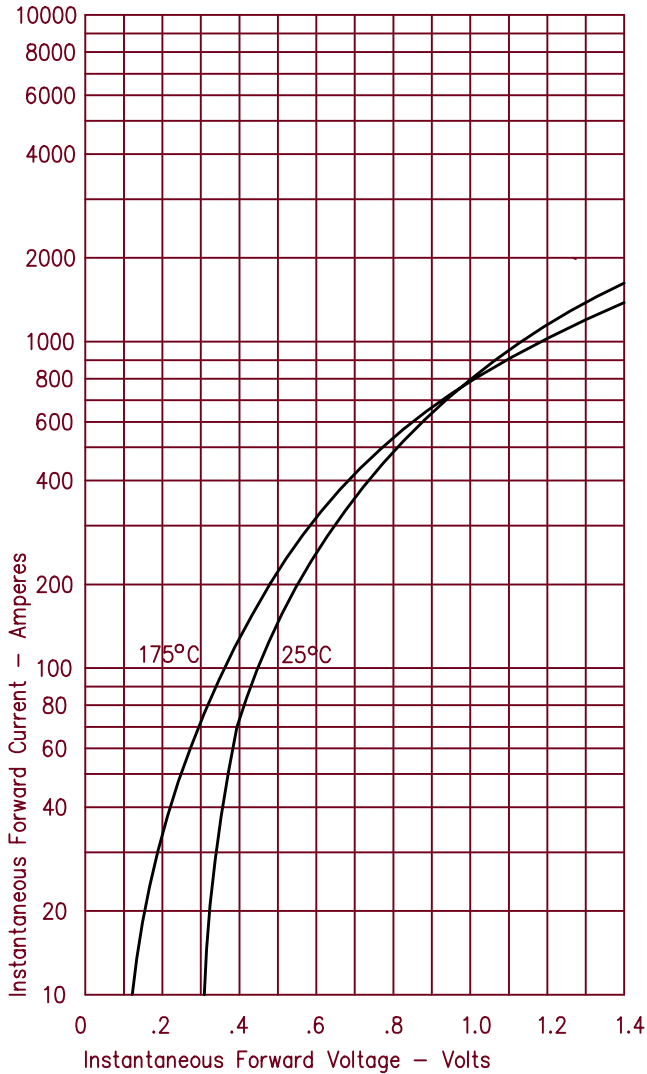


Figure 3
Typical Junction Capacitance — Per Leg

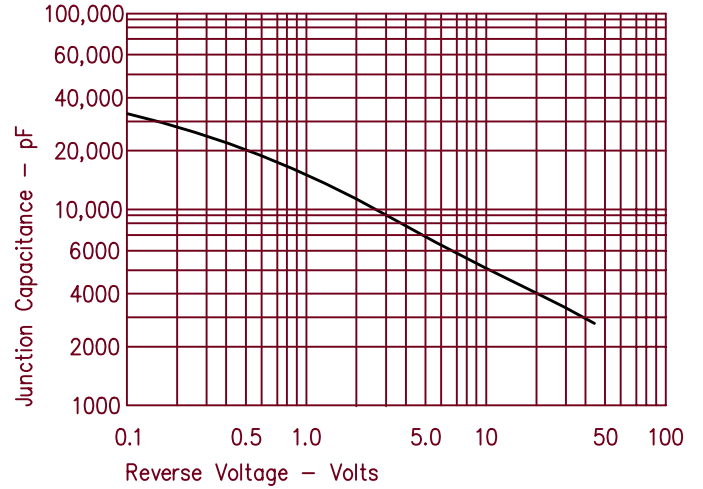


Figure 4
Forward Current Derating — Per Leg

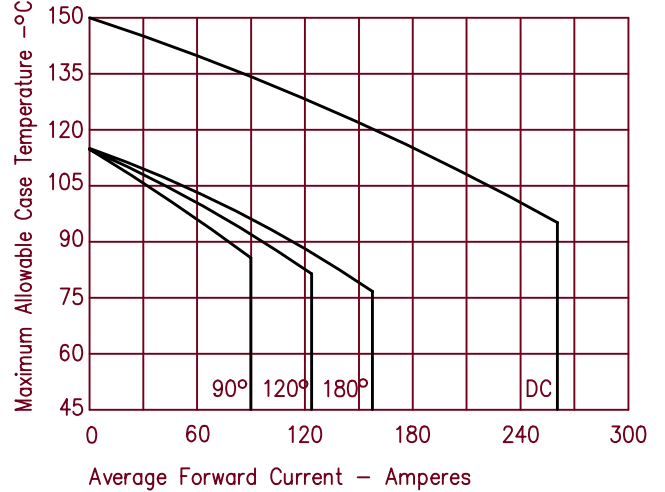


Figure 2
Typical Reverse Characteristics — Per Leg

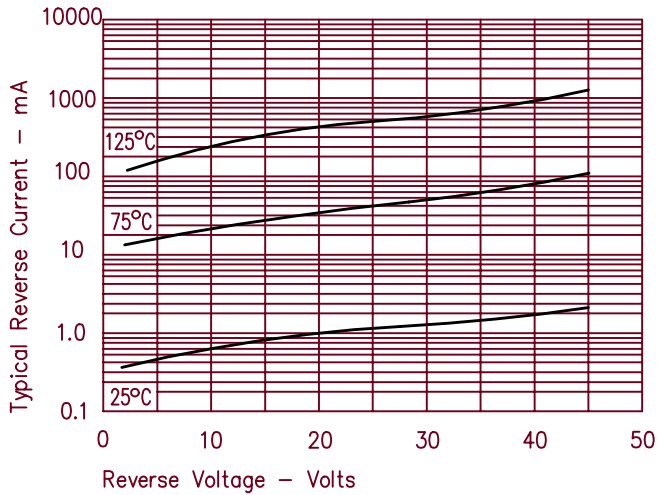
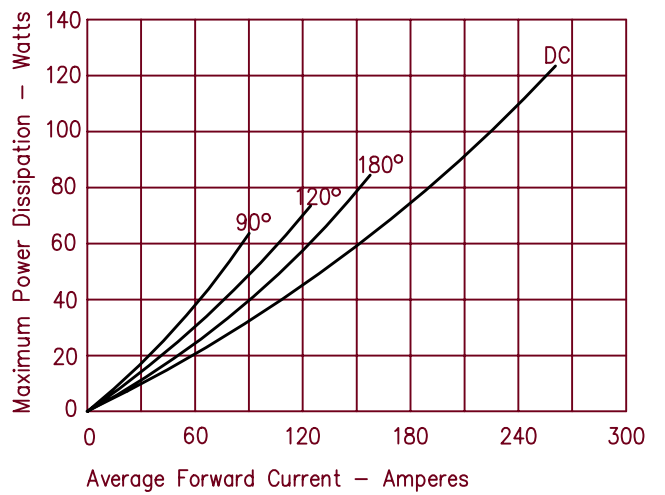


Figure 5
Maximum Forward Power Dissipation — Per Leg





LittleDiode supplies new, hard to find or obsolete electronic components and semiconductors all over the world.

With over two million different components listed you are sure to find the part you need.

Feel free to visit us today at our online store:

LittleDiode.com

Looking forward to providing you with the best possible service.