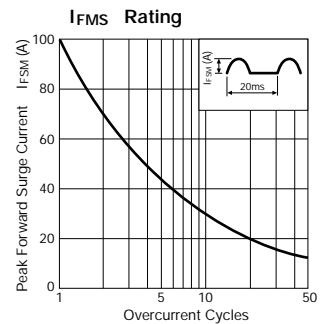
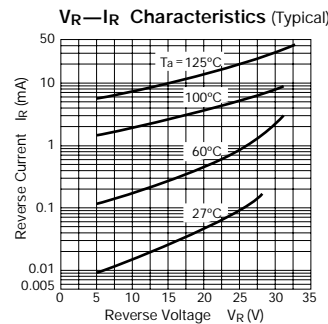
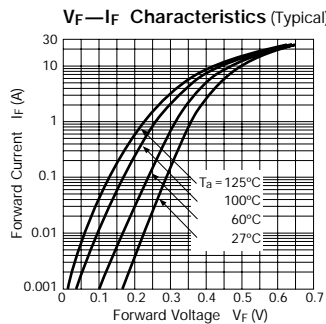
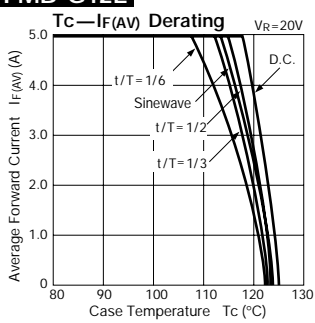


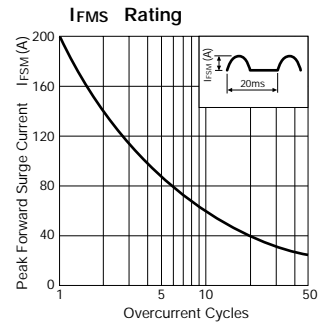
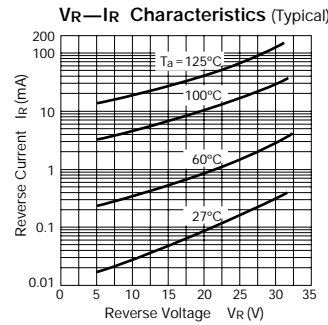
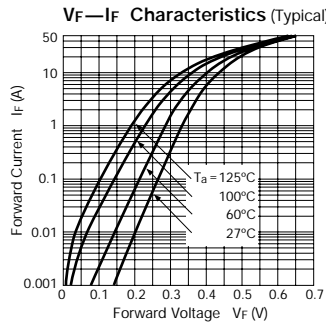
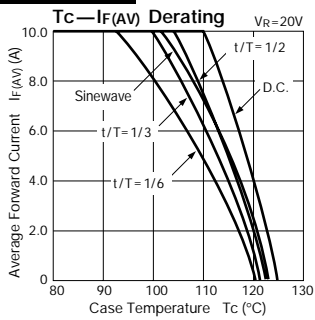
# Schottky Barrier Diodes 20V

Parameter Type No.	Absolute Maximum Ratings					Electrical Characteristics (Ta=25°C)						Others			
	V <sub>RM</sub> (V)	I <sub>F(AV)</sub> (A) With Heatsink	I <sub>F(SM)</sub> (A) 50Hz Half-cycle Sinewave Single Shot	T <sub>J</sub> (°C)	T <sub>stg</sub> (°C)	V <sub>F</sub> (V) max per element	I <sub>R</sub> (mA) V <sub>R</sub> =V <sub>RM</sub> max per element	I <sub>R(H)</sub> (mA) V <sub>R</sub> =V <sub>RM</sub> , Ta=100°C max per element	t <sub>rr</sub> (ns)	R <sub>th(j-c)</sub> (°C/W)	Mass (g)	Remarks	Fig.		
FMB-G12L	20	5.0	100	-40 to +150	0.47	5.0	2.0	35	100	500/500	4.0	2.1	1 Chip	Ⓐ	
FMB-G22H		10.0	200			10.0	5.0	65							
FMB-22L		10.0	100			5.0	2.0	35					Center-tap	Ⓑ	
FMB-22H		15.0	150			7.5	3.0	50							
FMB-32		20.0	200			10.0	5.0	65					2.0	5.5	Ⓒ
FMB-32M		30.0	300			10.0	10.0	100							

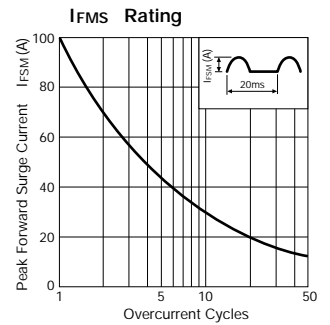
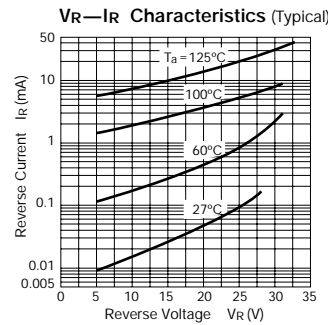
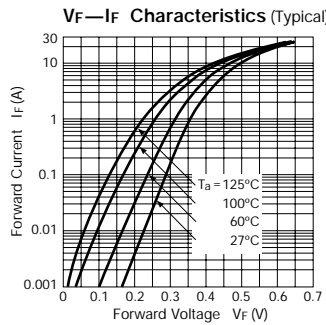
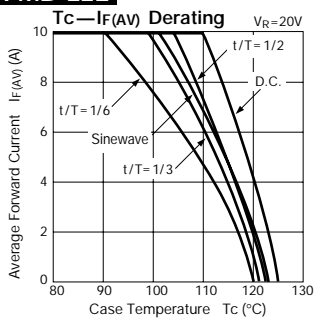
## FMB-G12L



## FMB-G22H



## FMB-22L



## External Dimensions (Unit: mm)

Flammability:  
UL94V-0 or Equivalent

Fig. Ⓐ

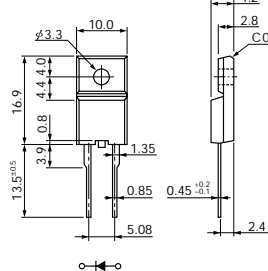


Fig. Ⓑ

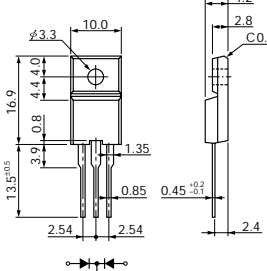
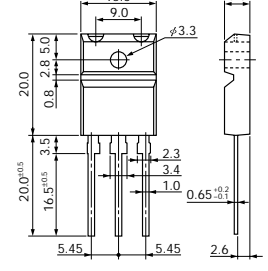
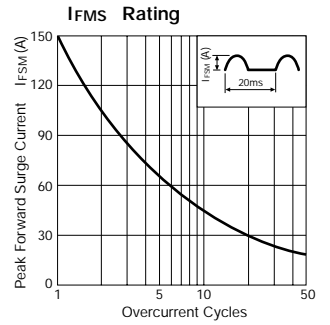
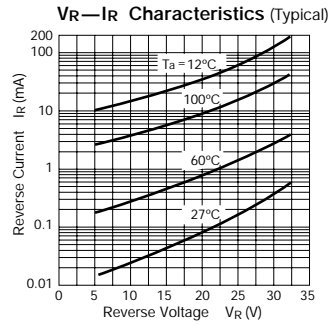
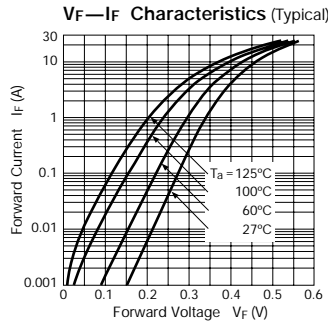
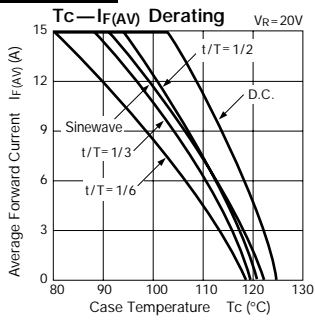


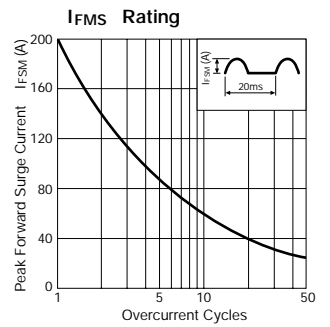
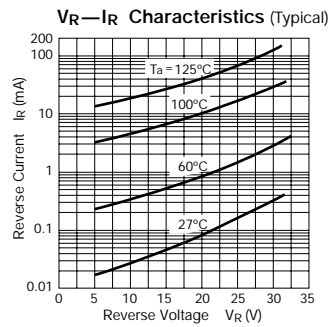
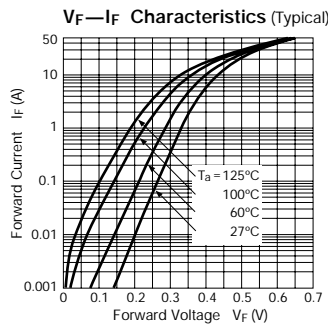
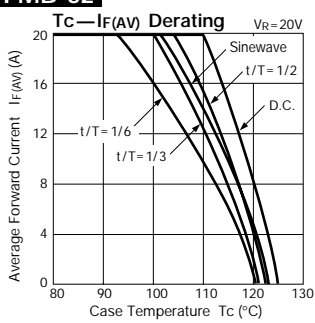
Fig. Ⓒ



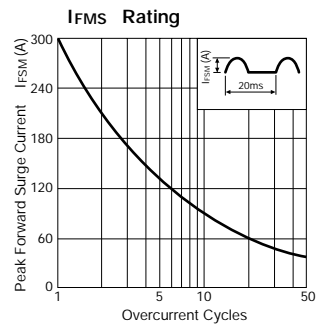
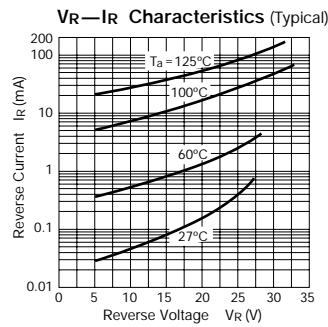
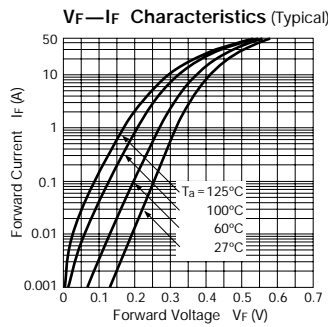
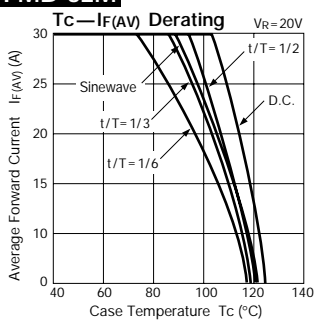
**FMB-22H**



**FMB-32**



**FMB-32M**



This datasheet has been downloaded from:

[www.DatasheetCatalog.com](http://www.DatasheetCatalog.com)

Datasheets for electronic components.



LittleDiode supplies new, hard to find or obsolete electronic components and semiconductors all over the world.

With over two million different components listed you are sure to find the part you need.

Feel free to visit us today at our online store:

[LittleDiode.com](http://LittleDiode.com)

Looking forward to providing you with the best possible service.