

GT8G132

Strobe Flash Applications

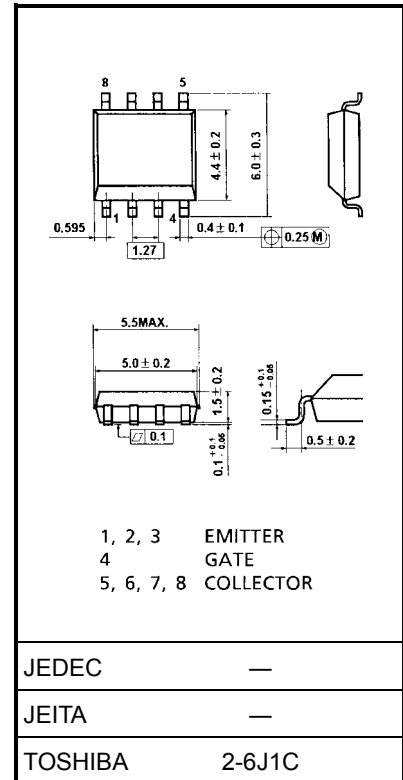
- Supplied in compact and thin package requires only a small mounting area
- 5th generation (trench gate structure) IGBT
- Enhancement-mode
- 4-V gate drive voltage: $V_{GE} = 4.0 \text{ V (min)}$ (@ $I_C = 150 \text{ A}$)
- Peak collector current: $I_C = 150 \text{ A (max)}$

Maximum Ratings (Ta = 25°C)

Characteristics	Symbol	Rating	Unit
Collector-emitter voltage	V_{CES}	400	V
Gate-emitter voltage	DC	V_{GES}	± 6
	Pulse	V_{GES}	± 8
Collector current	DC	I_C	8
	1 ms	I_{CP}	150
Collector power dissipation (Note 1)	P_C	1.1	W
Junction temperature	T_j	150	°C
Storage temperature range	T_{stg}	-55~150	°C

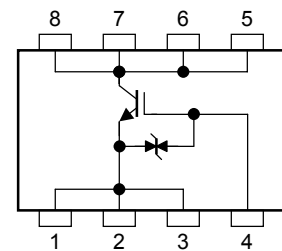
Note 1: Drive operation: Mount on glass epoxy board [1 inch² × 1.5 t]

Unit: mm



Weight: 0.080 g (typ.)

Equivalent Circuit



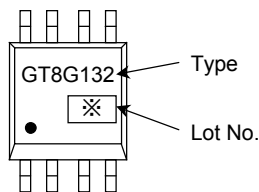
These devices are MOS type. Users should follow proper ESD handling procedures. Operating condition of turn-off dv/dt should be lower than 400 V/ μ s.

Electrical Characteristics (Ta = 25°C)

Characteristics		Symbol	Test Condition	Min	Typ.	Max	Unit
Gate leakage current		I_{GES}	$V_{GE} = \pm 6\text{ V}, V_{CE} = 0$	—	—	± 10	μA
Collector cut-off current		I_{CES}	$V_{CE} = 400\text{ V}, V_{GE} = 0$	—	—	10	μA
Gate-emitter cut-off voltage		$V_{GE(\text{OFF})}$	$I_C = 1\text{ mA}, V_{CE} = 5\text{ V}$	0.6	—	1.2	V
Collector-emitter saturation voltage		$V_{CE(\text{sat})}$	$I_C = 150\text{ A}, V_{GE} = 4\text{ V}$	—	2.3	7.0	V
Input capacitance		C_{ies}	$V_{CE} = 10\text{ V}, V_{GE} = 0, f = 1\text{ MHz}$	—	2800	—	pF
Switching time	Rise time	t_r		—	1.0	—	μs
	Turn-on time	t_{on}		—	1.1	—	
	Fall time	t_f		—	1.6	—	
	Turn-off time	t_{off}		—	2.2	—	
Thermal resistance (Note 2)		$R_{th(j-a)}$	—	—	—	114	$^{\circ}\text{C/W}$

Note 2: Drive operation: Mount on glass epoxy board [1 inch² × 1.5 t]

Marking



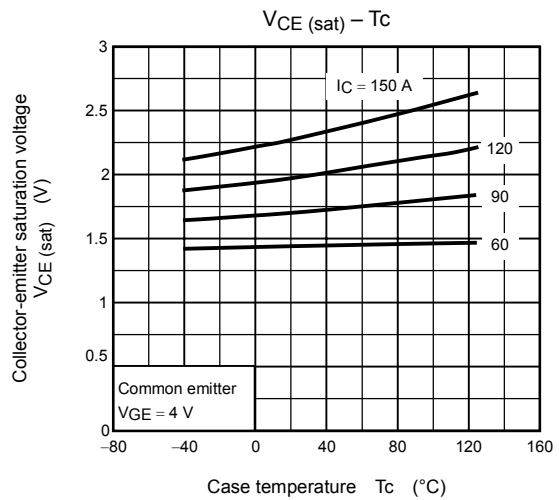
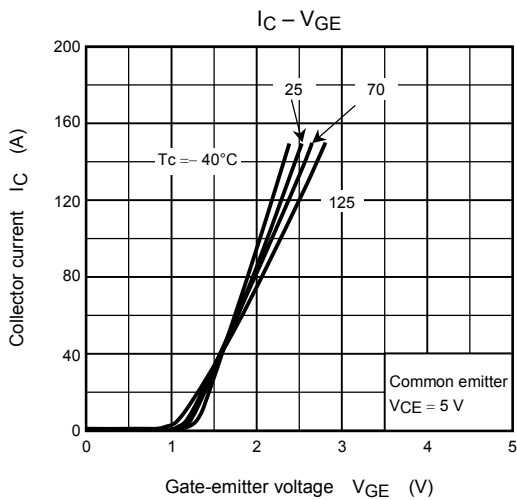
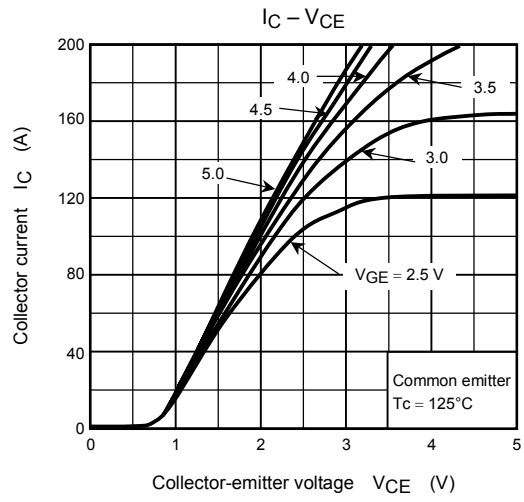
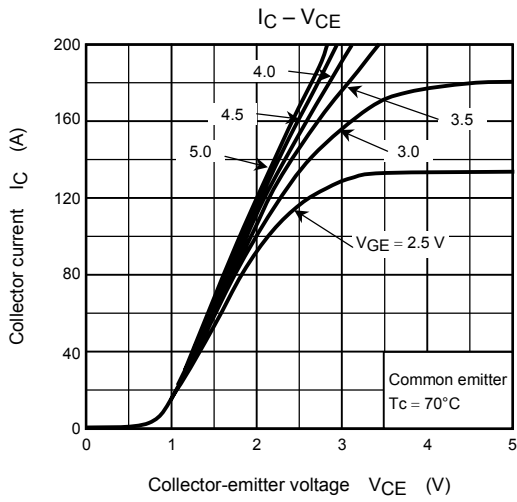
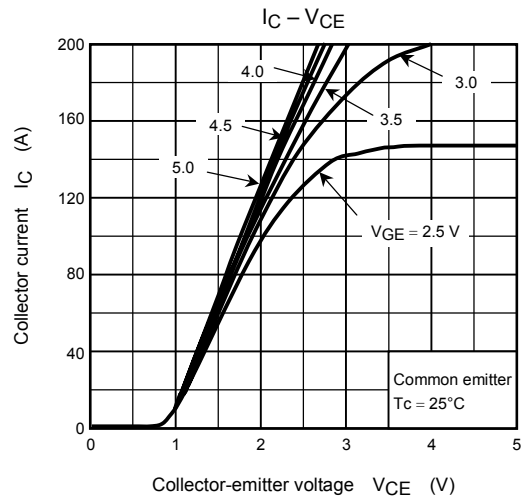
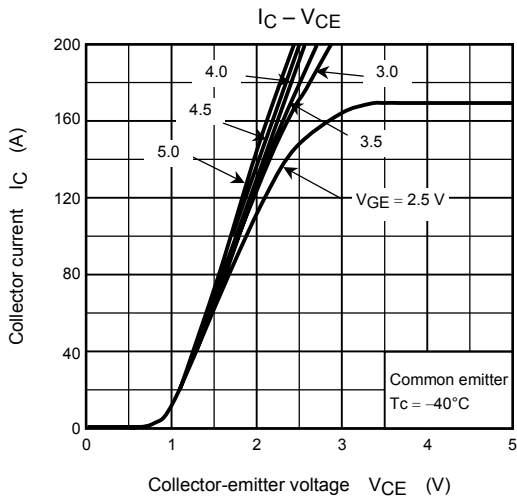
● on lower left of the marking indicates Pin 1.

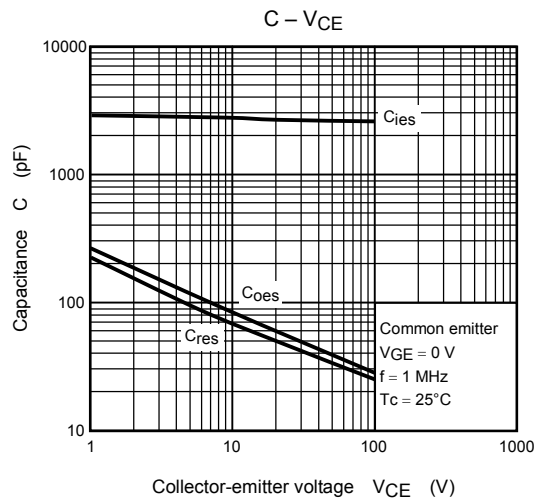
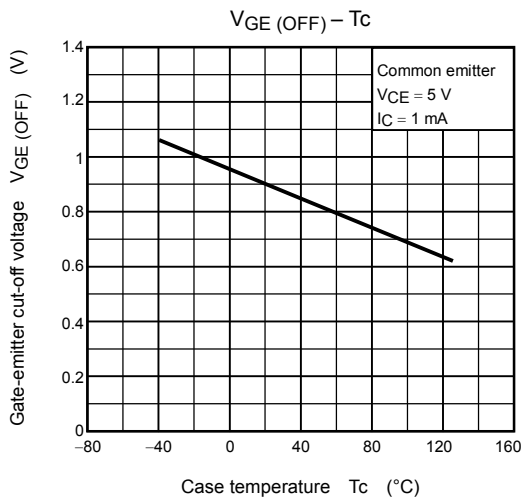
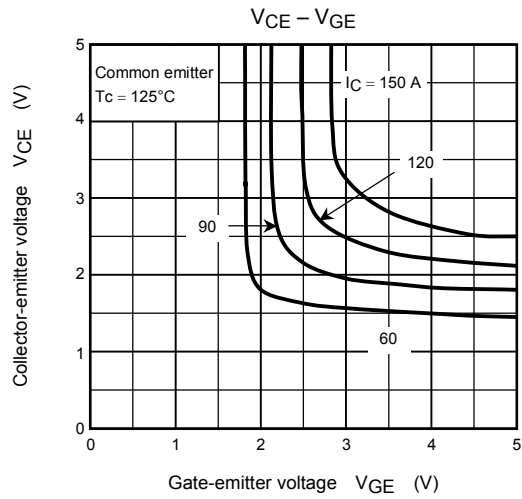
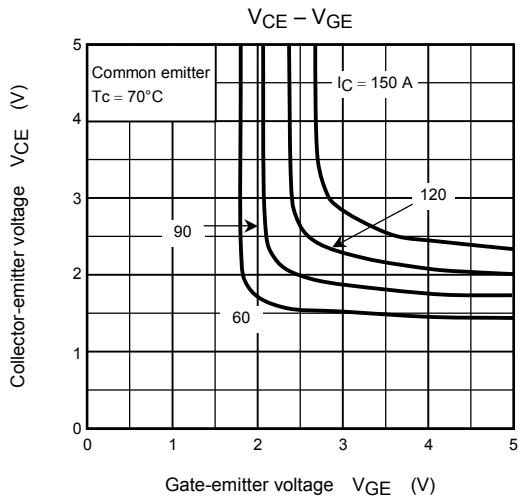
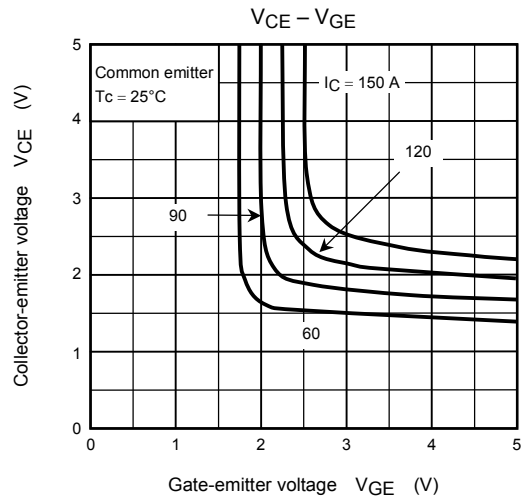
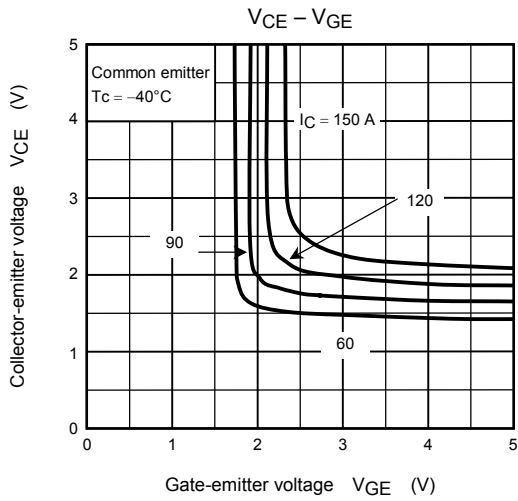
※ Weekly code: (Three digits)

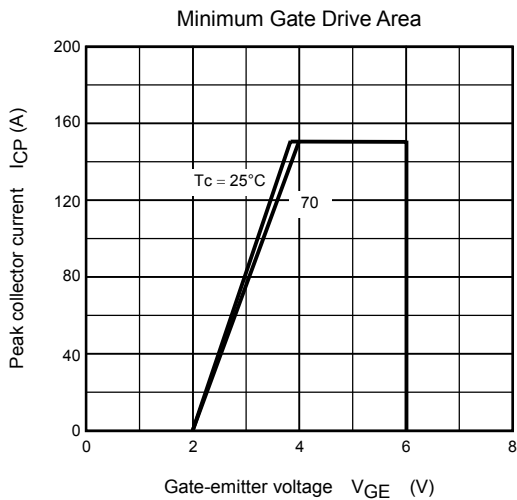
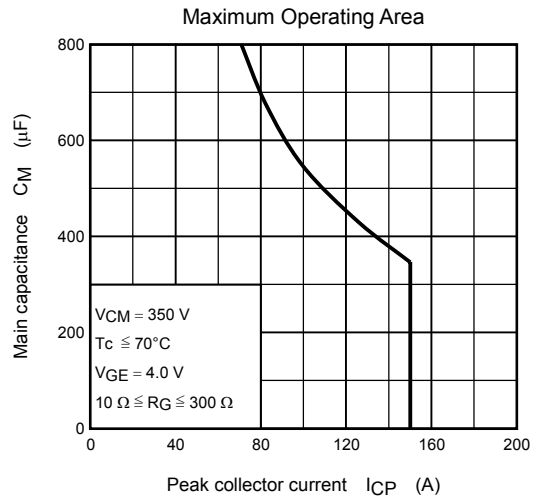
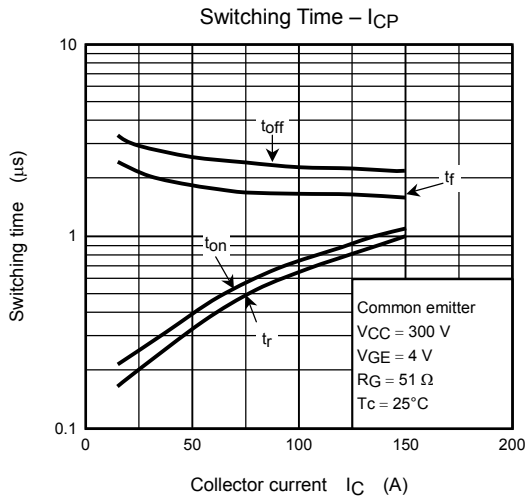
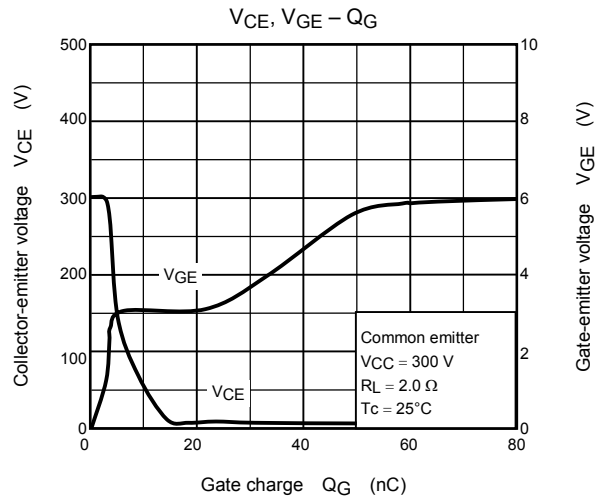
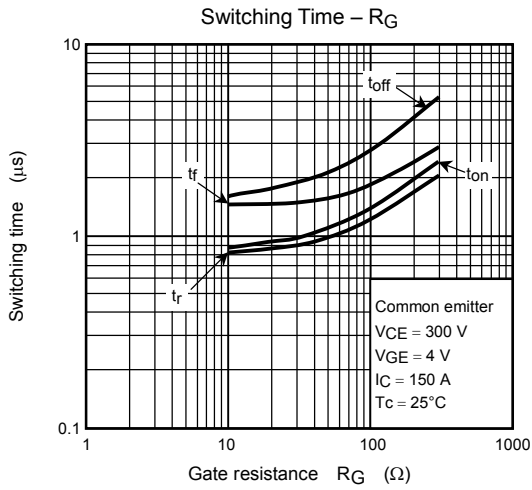


Week of manufacture (01 for first week of year, continues up to 52 or 53)

Year of manufacture (One low-order digits of calendar year)







RESTRICTIONS ON PRODUCT USE

000707EAA

- TOSHIBA is continually working to improve the quality and reliability of its products. Nevertheless, semiconductor devices in general can malfunction or fail due to their inherent electrical sensitivity and vulnerability to physical stress. It is the responsibility of the buyer, when utilizing TOSHIBA products, to comply with the standards of safety in making a safe design for the entire system, and to avoid situations in which a malfunction or failure of such TOSHIBA products could cause loss of human life, bodily injury or damage to property.
In developing your designs, please ensure that TOSHIBA products are used within specified operating ranges as set forth in the most recent TOSHIBA products specifications. Also, please keep in mind the precautions and conditions set forth in the "Handling Guide for Semiconductor Devices," or "TOSHIBA Semiconductor Reliability Handbook" etc..
- The TOSHIBA products listed in this document are intended for usage in general electronics applications (computer, personal equipment, office equipment, measuring equipment, industrial robotics, domestic appliances, etc.). These TOSHIBA products are neither intended nor warranted for usage in equipment that requires extraordinarily high quality and/or reliability or a malfunction or failure of which may cause loss of human life or bodily injury ("Unintended Usage"). Unintended Usage include atomic energy control instruments, airplane or spaceship instruments, transportation instruments, traffic signal instruments, combustion control instruments, medical instruments, all types of safety devices, etc.. Unintended Usage of TOSHIBA products listed in this document shall be made at the customer's own risk.
- The information contained herein is presented only as a guide for the applications of our products. No responsibility is assumed by TOSHIBA CORPORATION for any infringements of intellectual property or other rights of the third parties which may result from its use. No license is granted by implication or otherwise under any intellectual property or other rights of TOSHIBA CORPORATION or others.
- The information contained herein is subject to change without notice.



LittleDiode supplies new, hard to find or obsolete electronic components and semiconductors all over the world.

With over two million different components listed you are sure to find the part you need.

Feel free to visit us today at our online store:

LittleDiode.com

Looking forward to providing you with the best possible service.